

สวัสดี ตอนเช้า

Market today

Upside limited, weakening

SET upside is limited with resistances at 1345 and 1350. Investors are waiting for Jackson Hole symposium tonight to see what signs the Fed gives about interest rate direction, slowing buying and raising risk-averse selling. Supports are at 1330 and 1325.

Today's highlights

- The SEC is promoting and developing the digital asset market while protecting investors. They are also pushing for fundraising through Investment Tokens, especially for Green Projects and Soft Power initiatives. For Utility Tokens, it has proposed to the Revenue Department to collect taxes only once.
- The Energy Minister says a special working group has met to consider draft laws regarding oil price restructuring. The draft is now complete and will be reviewed by a panel of experts before being submitted to the Cabinet and then to the Parliament for consideration.
- Today, FTI, the Thai Chamber of Commerce and the Bankers' Association will meet with PM Paetongtarn Shinawatra to discuss solutions to economic problems and collaborative policy implementation.
- Former PM Thaksin shared his view that monetary and fiscal policies must be coordinated. He suggested adjusting the tax structure using Negative Income Tax, expanding Suvarnabhumi Airport to attract tourists and encouraging private investment of Bt100bn to advance the Entertainment Complex project and bring the underground economy to the surface.
- Thaksin said the government plans to distribute Bt10,000 to vulnerable and disabled people in September, with a budget of Bt145bn, to stimulate the economy, and look at ways to use the FY2025 budget to distribute Bt10,000 through digital wallets to 30mn individuals after October.
- At 9:00 PM local time, Federal Reserve Chairman Jerome Powell will speak at the Jackson Hole meeting in Wyoming. Investors are looking for clear signals on whether the Fed will reduce interest rates by 0.25% or 0.50%.
- Greenpeace reports new coal-fired power plant construction permits in China in 1H24 were issued for only 14 plants, totaling 10.3GW, a significant 80% YoY decrease, due to the acceleration of wind and solar power generation capacity.

Strategy today

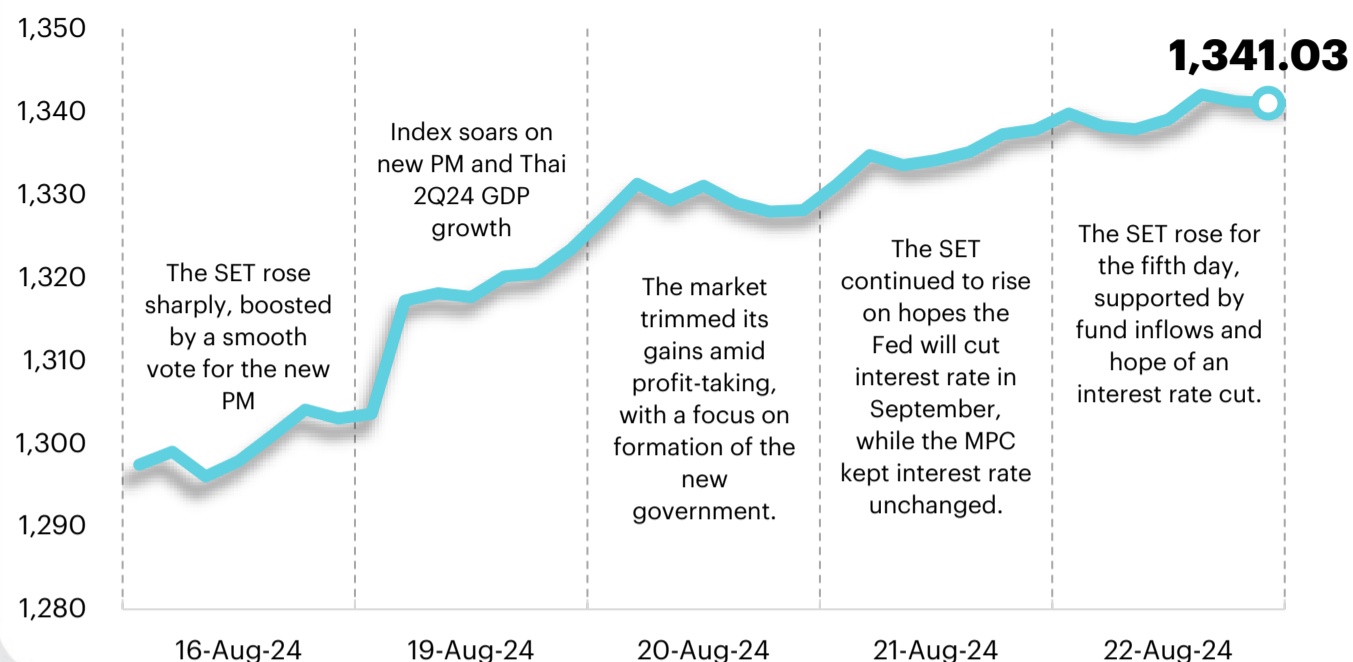
In the short term, the SET will be volatile pending the formation of the new government and announcement of its policies. The index is expected to have resistance between 1350-1360. US PMIs in August are reported at 4-month low, causing the market to expect an interest rate cut by the Fed, which is consistent with the Fed Minutes. Our strategy is "selective buy".

Daily report

Friday, August 23, 2024

Support - Resistances

1330/1325 – 1345/1350



Trading today

While the SET is expected to fluctuate while waiting for the formation of the new government and its announcement of its economic policies, there are still hopes the Thai stock market will be aided in its recovery by increased fund flows into emerging markets and greater political clarity. We recommend "Selective Buy" with four main themes:

- 1) Earnings plays: strong profit momentum, with 3Q24 profit expected to grow YoY and QoQ and grow YoY and HoH in 2H24, while valuations are attractive – DELTA, GULF, TU, BTG, BDMS, TRUE and BEM.
- 2) For risk-averse investors who want to generate cash flow from their portfolio, we suggest dividend stocks for a short-term investment – BCP (expected to pay interim dividend with a 2% yield) and TU (announced interim dividend of Bt0.31/share, ~2% yield).
- 3) Stocks expected to benefit from the adjustment of ThaiESG conditions that will raise the maximum tax reduction to Bt300,000 and reduce the holding period to 5 years – ADVANC, AOT, CPALL, BDMS, BBL, KTB and GULF.
- 4) Brent price has recovered as there continues to be attacks on cargo ships in the Red Sea and on energy infrastructure in Russia, although the Middle East conflicts remain fairly contained. We expect the price to be at US\$80-90/bbl. Oil stocks are good as a hedge against risk. For high-risk takers, we recommend an upstream oil stock – PTTEP.

Daily top picks

CPAXT: Poised to benefit directly from the expected government stimulus packages (digital wallet/state welfare card) and SSS is better than peers. 3Q24 profit is expected to grow YoY from higher sales and margin and is expected to peak in 4Q24.

AOT: It benefits from any tourism stimulus, and stock price is likely to come back up removing the overhang from the cessation of duty-free shops for incoming passengers. Profit is expected to grow in line with the tourism industry. FY4Q24 profit (Jul-Sep 2024) is expected to grow YoY, and FY2024 core profit is expected to jump 109%.



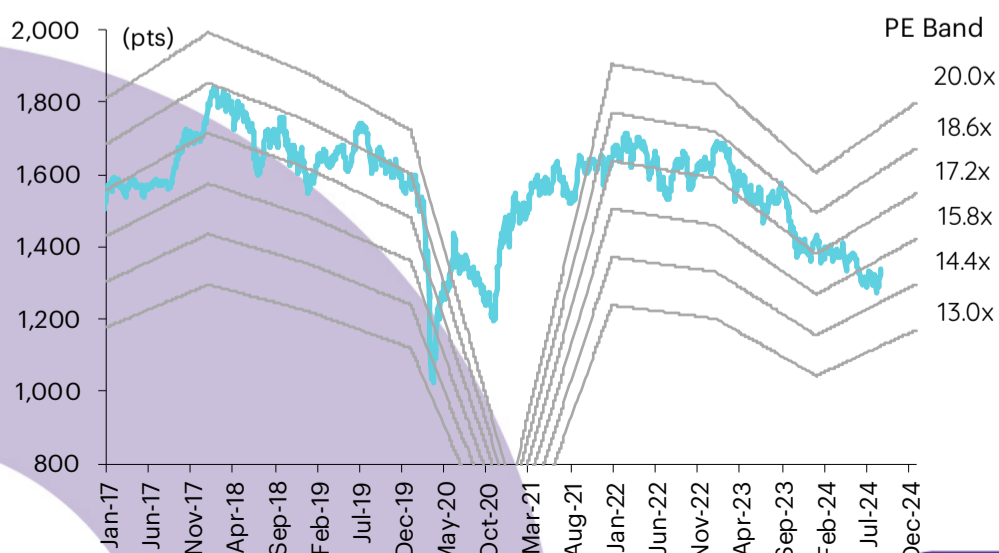
Today's reports

- CPAXT** – To gain via operational growth & stimulus
- HANA** – Expect 2H24 earnings to improve HoH
- HMPRO** – Undemanding valuation, lifted by better sentiment

What to watch

| Date | Event |
|--------|--|
| 19 Aug | Economic release: TH – GDP for 2Q24 |
| 20 Aug | Economic release: CN – 1Y and 5Y LPR EU – Final CPI for Jul |
| 21 Aug | Economic release: US – Crude oil inventories, FOMC meeting minutes JP – Trade balance for Jul Event: BoT's MPC meetings |
| 22 Aug | Economic release: JP/EU/US – Flash manufacturing and services PMI for Aug EU – Consumer confidence for Aug US – Unemployment claims Event: Jackson Hole Symposium |
| 23 Aug | Economic release: JP – National core CPI for Jul Event: Announcement date of quarterly FTSE Global Equity Index Series Inclusion and Exclusion levels, Jackson Hole Symposium |

SET Index movement



Daily report Friday, August 23, 2024

SET Index series

| Index | 22 Aug (pts) | Chg (pts) | Chg (%) | Value (Btmn) |
|---------|--------------|-----------|---------|--------------|
| SET | 1,341.03 | 3.20 | 0.24 | 38,464.07 |
| SET50 | 846.76 | 1.23 | 0.15 | 25,003.28 |
| SET100 | 1,844.04 | 3.71 | 0.20 | 31,932.52 |
| sSET | 789.32 | 0.59 | 0.07 | 2,209.13 |
| SETCLMV | 758.13 | 3.94 | 0.52 | 18,025.40 |
| SETHD | 1,122.58 | 1.62 | 0.14 | 11,427.32 |
| SETESG | 849.64 | 2.60 | 0.31 | 26,068.23 |
| SETWB | 786.17 | 4.37 | 0.56 | 10,248.83 |
| mai | 326.54 | (0.22) | (0.07) | 1,378.14 |

Trading summary by investor type

| (Btmn) | 22 Aug | WTD | MTD | YTD |
|--------------------|--------|---------|---------|-----------|
| Foreign | | | | |
| Net | (849) | (8,790) | (9,986) | (128,770) |
| Breakdown (%) | 45.80 | 45.93 | 49.11 | 52.82 |
| Institution | | | | |
| Net | 597 | 3,954 | 3,803 | 5,414 |
| Breakdown (%) | 11.31 | 10.31 | 10.03 | 9.37 |
| PropTrade | | | | |
| Net | 350 | (695) | (1,743) | (3,223) |
| Breakdown (%) | 6.06 | 5.30 | 5.91 | 6.62 |
| Individual | | | | |
| Net | (98) | 5,531 | 7,926 | 126,578 |
| Breakdown (%) | 36.83 | 38.46 | 34.95 | 31.19 |

S50 futures trading by foreign investors















| (Contract) | 22-Aug | WTD | MTD | YTD |
|-------------|---------|----------|----------|-----------|
| Foreign | (3,533) | 80,865 | 69,748 | 131,630 |
| Institution | 3,010 | 2,914 | (1,447) | (19,277) |
| Customer | 523 | (83,779) | (68,301) | (112,353) |

Bond trading by foreign investors

| (Btmn) | 22-Aug | WTD | MTD | YTD |
|--------|---------|--------|---------|---------|
| Buy | 7,373 | 25,356 | 116,400 | 605,030 |
| Sell | 8,408 | 19,141 | 87,312 | 594,111 |
| Net | (1,035) | 6,214 | 29,088 | 10,919 |

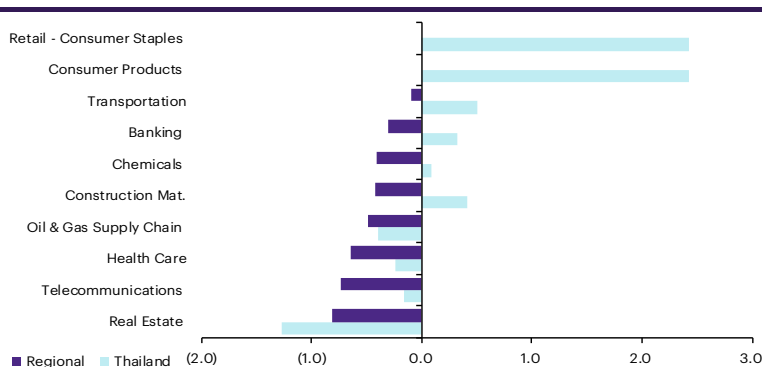
Market update

Global market movement

| | 22-Aug | Index | Chg (pts) | Performance (%) | | | | PE (x) | | EPS gth (%) | | PBV (x) | | ROE (%) | |
|------------------------------|---|--------|-----------|-----------------|--------------|--------------|------------|-------------|-------------|-------------|-------------|------------|------------|-------------|-------------|
| | | | | 1D | WTD | MTD | YTD | 24F | 25F | 24F | 25F | 24F | 25F | 24F | 25F |
| S&P 500 |  | 5,571 | (50.21) | (0.9) | 0.3 | 0.9 | 16.8 | 23.0 | 20.1 | 9.6 | 14.1 | 4.7 | 4.2 | 18.3 | 19.4 |
| Euro Stoxx 600 |  | 516 | 1.79 | 0.3 | 0.8 | (0.5) | 7.7 | 14.3 | 13.2 | (3.7) | 8.3 | 2.0 | 1.8 | 12.8 | 13.3 |
| Japan |  | 38,211 | 259.21 | 0.7 | 0.4 | (2.3) | 14.2 | 21.3 | 19.0 | 39.6 | 11.6 | 2.0 | 1.9 | 9.1 | 9.9 |
| Hang Seng |  | 17,641 | 249.99 | 1.4 | 1.2 | 1.7 | 3.5 | 8.6 | 8.0 | 8.0 | 6.4 | 1.0 | 0.9 | 10.7 | 10.6 |
| MSCI Asia x J |  | 704 | 2.34 | 0.3 | 1.0 | 1.6 | 9.7 | 13.8 | 11.9 | 27.3 | 16.0 | 1.7 | 1.5 | 11.7 | 12.4 |
| Philippines |  | 6,962 | 61.34 | 0.9 | 1.7 | 5.2 | 7.9 | 11.9 | 10.7 | 17.2 | 11.2 | 1.5 | 1.4 | 12.8 | 12.9 |
| Indonesia |  | 7,489 | (65.92) | (0.9) | 0.8 | 3.2 | 3.0 | 14.1 | 11.6 | 37.6 | 22.1 | 2.0 | 1.8 | 14.0 | 14.1 |
| Malaysia |  | 1,642 | 6.34 | 0.4 | 1.1 | 1.0 | 12.9 | 17.6 | 13.9 | (15.5) | 26.7 | 1.4 | 1.3 | 8.0 | 9.7 |
| Thailand |  | 1,341 | 3.20 | 0.2 | 2.9 | 1.5 | (5.3) | 14.9 | 13.2 | 12.3 | 12.5 | 1.3 | 1.3 | 8.9 | 9.5 |
| Asean 4 - simple avg. | | | | 0.2 | 1.6 | 2.7 | 4.6 | 14.6 | 12.3 | 12.9 | 18.1 | 1.6 | 1.4 | 10.9 | 11.5 |
| China |  | 2,849 | (7.81) | (0.3) | (1.1) | (3.1) | (4.2) | 11.1 | 10.1 | 17.0 | 10.1 | 1.1 | 1.1 | 10.3 | 10.4 |
| India |  | 81,053 | 147.89 | 0.2 | 0.8 | (0.8) | 12.2 | 23.2 | 20.0 | 20.5 | 15.9 | 3.6 | 3.2 | 15.5 | 16.0 |
| Singapore |  | 3,374 | (0.18) | (0.0) | 0.6 | (2.4) | 4.1 | 10.8 | 10.4 | 6.0 | 3.0 | 1.2 | 1.1 | 10.7 | 10.8 |
| Taiwan |  | 22,149 | (89.06) | (0.4) | (0.9) | (0.2) | 23.5 | 18.4 | 16.0 | 41.1 | 14.8 | 2.7 | 2.6 | 14.7 | 16.0 |
| Korea |  | 2,708 | 6.54 | 0.2 | 0.4 | (2.3) | 2.0 | 10.4 | 8.2 | 71.4 | 26.9 | 1.0 | 0.9 | 9.5 | 11.0 |
| Others | | | | (0.1) | (0.0) | (1.8) | 7.5 | 14.8 | 13.0 | 31.2 | 14.2 | 1.9 | 1.8 | 12.1 | 12.8 |

Regional sector movement

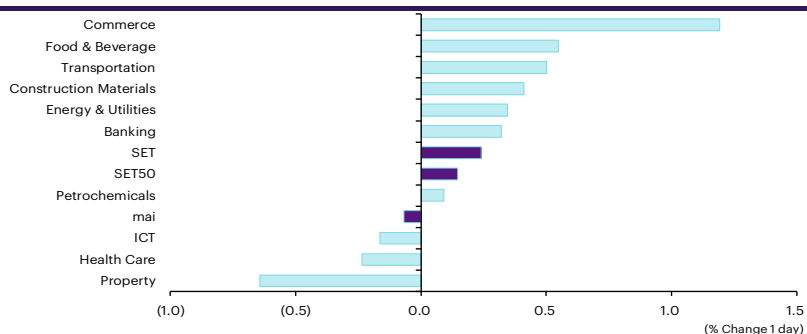
| | Price performance (%) ⁺ | | | |
|---------------------------|------------------------------------|------|--------|--------|
| | 22-Aug | WoW | MoM | YTD |
| Banking | (0.30) | 3.81 | 2.75 | 4.46 |
| Chemicals | (0.41) | 1.01 | (2.01) | (7.01) |
| Construction Mat. | (0.42) | 1.43 | (1.11) | 0.89 |
| Consumer Products | 0.00 | 0.97 | 0.03 | (8.98) |
| Health Care | (0.65) | 1.07 | 0.63 | (6.66) |
| Oil & Gas Supply Chain | (0.49) | 0.73 | (0.92) | (3.50) |
| Real Estate | (0.82) | 0.35 | (0.36) | 3.15 |
| Retail - Consumer Staples | 0.00 | 0.97 | 0.03 | (8.98) |
| Telecommunications | (0.74) | 1.53 | 3.18 | (3.42) |
| Transportation | (0.10) | 2.30 | 1.90 | 13.27 |



* Regional sector price performances (%) are based on US\$ and Thai sector price performances (%) are based on baht

Thailand sector movement

| | Price performance (%) | | | |
|------------------------|-----------------------|--------|--------|---------|
| | 22-Aug | WoW | MTD | YTD |
| Banking | 0.32 | 5.53 | 3.32 | (3.88) |
| Commerce | 1.19 | 7.72 | (1.31) | (6.86) |
| Construction Materials | 0.41 | 6.19 | (1.70) | (23.17) |
| Energy & Utilities | 0.34 | 2.98 | 3.10 | (9.78) |
| Food & Beverage | 0.55 | (0.68) | (0.96) | (1.63) |
| Health Care | (0.24) | 4.66 | 3.10 | (3.76) |
| ICT | (0.16) | 0.92 | 5.05 | 18.18 |
| Petrochemicals | 0.09 | 3.69 | (6.57) | (30.60) |
| Property | (0.64) | 5.45 | (0.99) | (16.08) |
| Transportation | 0.50 | 5.74 | 3.18 | (3.25) |
| SET | 0.24 | 3.97 | 1.53 | (5.28) |
| SET50 | 0.15 | 3.55 | 1.79 | (3.26) |
| MAI | (0.07) | 4.57 | (0.94) | (20.67) |



10 Most active stocks by value

| Stock | Price (Bt) | Value (Btmn) | Chg (%) |
|--------|------------|--------------|---------|
| EA | 5.95 | 1,830.55 | - |
| KBANK | 140.00 | 1,773.96 | - |
| CPALL | 59.00 | 1,624.65 | (0.42) |
| PTT | 34.25 | 1,456.84 | - |
| BDMS | 27.75 | 1,331.27 | (0.89) |
| PTTEP | 141.00 | 1,292.68 | (0.35) |
| ADVANC | 243.00 | 1,207.22 | (0.41) |
| BH | 247.00 | 876.10 | (0.80) |
| BBL | 137.50 | 852.51 | 0.36 |
| CPF | 24.70 | 829.15 | 2.07 |

Top 10 gainers

| Stock | Price (Bt) | Value (Btmn) | Chg (%) |
|--------|------------|--------------|---------|
| TGPRO | 0.09 | 0.04 | 12.50 |
| MILL | 0.10 | 0.24 | 11.11 |
| ADVICE | 5.60 | 159.86 | 9.80 |
| ETL | 0.71 | 10.16 | 9.23 |
| VARO | 3.80 | 0.87 | 9.20 |
| DTCENT | 1.31 | 13.98 | 9.17 |
| NWR | 0.14 | 0.75 | 7.69 |
| PK | 0.85 | 4.19 | 7.59 |
| SKY | 21.50 | 50.29 | 7.50 |
| PAF | 1.16 | 7.59 | 7.41 |

Top 10 losers

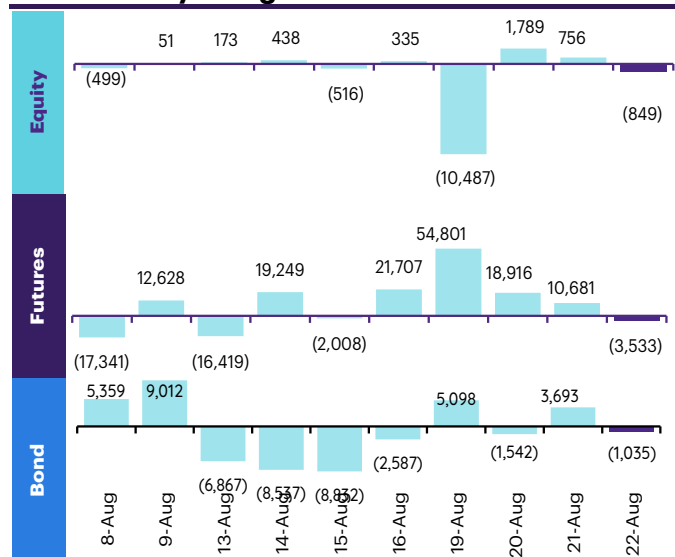
| Stock | Price (Bt) | Value (Btmn) | Chg (%) |
|--------|------------|--------------|---------|
| KC | 0.11 | 5.69 | (15.38) |
| TSI | 0.06 | 0.04 | (14.29) |
| GLAND | 1.46 | 0.00 | (14.12) |
| BROCK | 1.55 | 0.02 | (11.43) |
| GEL | 0.09 | 0.07 | (10.00) |
| SBNEXT | 0.28 | 0.55 | (6.67) |
| TPOLY | 1.05 | 3.54 | (6.25) |
| SPREME | 1.69 | 12.89 | (6.11) |
| AIE | 1.12 | 2.23 | (5.88) |
| PM | 7.95 | 8.28 | (5.36) |

Fund flow monitor

Regional foreign fund flows to equity

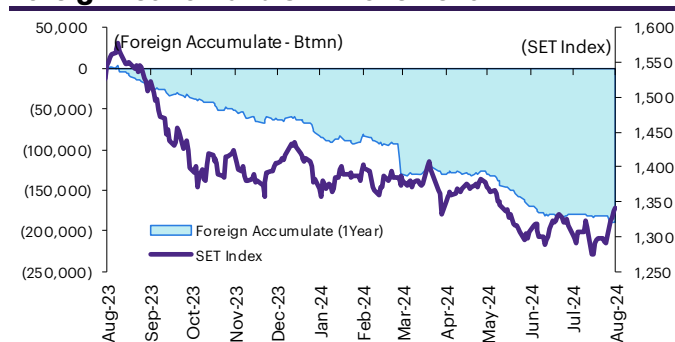
| (US\$ Mn) | Thailand | Indonesia | Philippines | Malaysia | Vietnam | India | Taiwan | South Korea | Japan |
|----------------|----------------|------------|--------------|------------|----------------|----------------|----------------|---------------|----------------|
| Daily | | | | | | | | | |
| 22-Aug-24 | (25) | 80 | 41 | | (19) | | 95 | (12) | |
| 21-Aug-24 | 22 | 116 | 10 | 62 | (9) | (51) | (88) | (227) | |
| 20-Aug-24 | 52 | 108 | 36 | 61 | 13 | 482 | 330 | 293 | |
| 19-Aug-24 | (305) | 39 | 25 | 131 | (12) | (209) | (90) | (173) | |
| 16-Aug-24 | 10 | 49 | 11 | 65 | (3) | 143 | 1,642 | 967 | (324) |
| Weekly | | | | | | | | | |
| WTD | (255) | 343 | 113 | 254 | (27) | 221 | 246 | (119) | (324) |
| 16-Aug-24 | 12 | 187 | 25 | 68 | 43 | (645) | 3,371 | 1,229 | (324) |
| 9-Aug-24 | 12 | 70 | (29) | (173) | (157) | (1,216) | (2,211) | (1,182) | 3,559 |
| 2-Aug-24 | (47) | 171 | (23) | 53 | (16) | (1,193) | (3,638) | (171) | (4,379) |
| 26-Jul-24 | 2 | 20 | 23 | (91) | 17 | 641 | (2,559) | (734) | (4,361) |
| Monthly | | | | | | | | | |
| MTD | (289) | 684 | 105 | 174 | (109) | (1,823) | (672) | (458) | (1,145) |
| Jul-24 | (47) | 411 | 60 | 282 | (330) | 3,347 | (11,562) | 1,240 | 527 |
| Jun-24 | (950) | (92) | (104) | (13) | (652) | 3,111 | 1,773 | 3,821 | (1,086) |
| May-24 | (455) | (881) | (174) | 314 | (613) | (3,023) | 2,708 | (676) | 9,910 |
| YTD | (3,566) | 668 | (362) | 283 | (2,505) | 1,874 | (7,852) | 17,910 | 38,418 |

Thailand daily foreign net flows

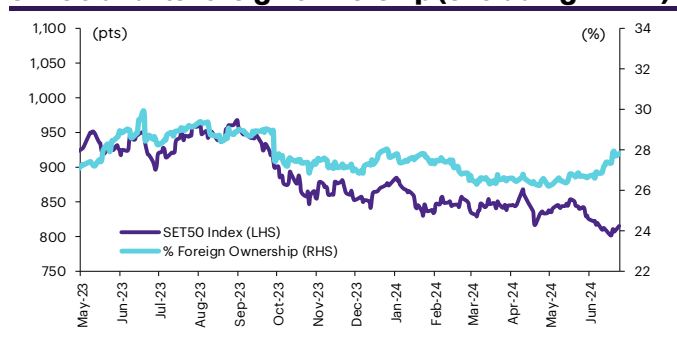


| | Equity (Btmn) | SET50 futures (Contract) | Bond (Btmn)* | Bond (Btmn) |
|------------------|-----------------|--------------------------|---------------|---------------|
| Daily | | | | |
| 22-Aug-24 | (849) | (3,533) | (597) | (1,035) |
| Weekly | | | | |
| WTD | (8,790) | 80,865 | 13,520 | 6,214 |
| 16-Aug-24 | 430 | 22,529 | 3,702 | (26,823) |
| 9-Aug-24 | 423 | (15,190) | (2,323) | 34,945 |
| 2-Aug-24 | (1,647) | 28,117 | 4,702 | 22,547 |
| 26-Jul-24 | 86 | (17,787) | (2,873) | 20,447 |
| Monthly | | | | |
| MTD | (9,986) | 69,748 | 11,892 | 29,088 |
| Jul-24 | (1,752) | 161,866 | 26,623 | 27,817 |
| Jun-24 | (34,872) | (72,813) | (11,795) | (10,572) |
| May-24 | (16,747) | (52,734) | (8,608) | 18,633 |
| Quarterly | | | | |
| QTD | (11,738) | 231,614 | 38,514 | 56,905 |
| 2Q24 | (47,705) | (105,911) | (16,982) | (17,407) |
| 1Q24 | (69,326) | 5,927 | 937 | (28,578) |
| 4Q23 | (35,319) | 73,626 | 13,162 | 21,611 |
| 3Q23 | (50,031) | (123,844) | (22,416) | (26,109) |
| YTD | | | | |
| 2023 | (128,770) | 131,630 | 22,469 | 10,919 |
| 2022 | (192,490) | (243,096) | (47,380) | 10,930 |
| 2021 | 202,694 | 25,129 | 6,216 | 213,107 |

Foreign net flow and SET movement



SET50 and its foreign ownership (excluding NVDR)



Foreign buy/sell activity monitor

Most foreign holding value change

| | Fgn hld (%) | Δ Fgn (M.shares) | Buy* (Btmn) |
|--------|-------------|------------------|-------------|
| BDMS | 26.06 | 14.91 | 414 |
| KBANK | 44.09 | 1.47 | 206 |
| INTUCH | 30.56 | 2.05 | 173 |
| BH | 30.75 | 0.63 | 156 |
| ADVANC | 37.31 | 0.56 | 136 |
| IVL | 69.76 | 4.80 | 88 |
| GULF | 36.85 | 1.32 | 66 |
| SCB | 18.83 | 0.54 | 58 |
| TU | 25.54 | 3.26 | 50 |
| CPF | 24.91 | 1.94 | 48 |

| | Fgn hld (%) | Δ Fgn (M.shares) | Sell* (Btmn) |
|-------|-------------|------------------|--------------|
| PTTEP | 12.73 | (3.03) | (427) |
| BBL | 24.81 | (1.83) | (251) |
| CPALL | 25.59 | (2.69) | (159) |
| SCC | 9.57 | (0.61) | (128) |
| TISCO | 30.97 | (1.36) | (127) |
| AOT | 6.87 | (1.46) | (87) |
| BCH | 10.62 | (4.87) | (77) |
| PTTGC | 10.40 | (2.29) | (56) |
| OSP | 21.64 | (2.31) | (53) |
| SISB | 34.31 | (1.54) | (48) |

Top-5 NVDR net buy/sell

| | Buy* (Btmn) | Sell* (Btmn) |
|--------|-------------|--------------|
| BBL | 203 | (318) |
| CPF | 203 | (256) |
| ADVANC | 186 | (118) |
| BEM | 124 | (94) |
| CPN | 109 | (89) |
| KBANK | 90 | (87) |
| BCH | 89 | (81) |
| CPAXT | 82 | (75) |
| BH | 79 | (67) |
| TTB | 57 | (65) |

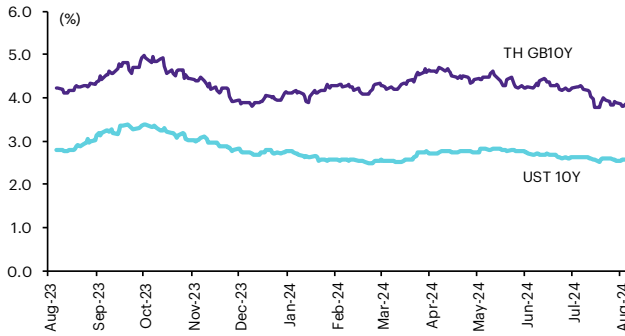
* InnovestX Research estimates

Multi-asset price update

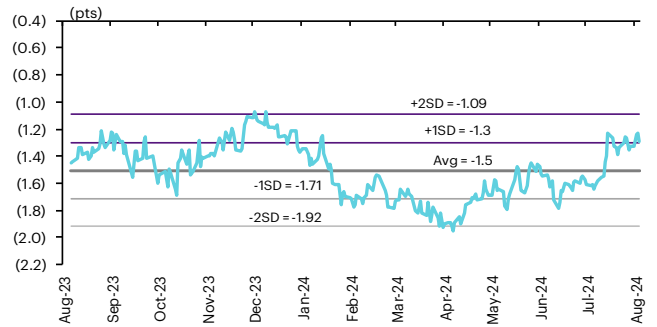
Key indicator update

| | Close | 22-Aug | WoW | MoM | YoY | YTD |
|---------------------------------------|---------|--------|-------|--------|--------|--------|
| Financial market condition | | | | | | |
| VIX Index | 17.55 | 7.87 | 15.23 | 19.23 | 9.82 | 40.96 |
| Europe CDS (bps) | 53.51 | -0.17 | -2.24 | 0.03 | -21.72 | -5.07 |
| LIBOR OIS Spread (bps) | 0.00 | 0.00 | 0.00 | 0.00 | -24.74 | 0.00 |
| TED Spread (bps) | 0.20 | -1.48 | 6.01 | -4.34 | -1.27 | -5.69 |
| Exchange rate | | | | | | |
| Dollar Index | 101.52 | 0.38 | -1.48 | -2.82 | -1.78 | 0.14 |
| USD/THB | 34.38 | 0.65 | -1.91 | -4.82 | -1.09 | 0.03 |
| EUR/USD | 1.11 | -0.33 | 1.27 | 2.36 | 2.26 | 0.66 |
| USD/JPY | 146.26 | 0.76 | -2.05 | -5.99 | 1.00 | 3.73 |
| Bond: (Change in basis points) | | | | | | |
| TH Gov Bond 2Y | 0.02 | -1.17 | -0.08 | -14.31 | -9.33 | -13.92 |
| TH Gov Bond 10Y | 0.03 | -0.73 | 0.43 | -7.51 | -23.17 | -13.28 |
| US Gov Bond 2Y | 0.04 | 6.88 | -7.07 | -46.65 | -98.89 | -26.09 |
| US Gov Bond 10Y | 0.04 | 4.54 | -5.33 | -40.81 | -36.12 | -4.01 |
| Commodities | | | | | | |
| CRB Index | 535.12 | 0.14 | 0.51 | -0.48 | -3.18 | 4.86 |
| Gold (US\$/oz) | 2484.28 | -1.10 | 1.16 | 3.12 | 29.74 | 20.44 |
| Gross Refining Margin (US\$/bbl) | 5.09 | 54.24 | 43.38 | 20.90 | -66.18 | -19.08 |
| Dubai Crude (US\$/bbl) | 76.73 | -0.61 | -2.62 | 8.41 | -10.86 | -0.77 |
| NYMEX Crude (US\$/bbl) | 73.01 | 1.50 | -6.59 | -5.13 | -7.45 | 50.72 |
| Baltic Dry Index (pts) | 1768.00 | 0.51 | 4.49 | -5.40 | 53.61 | -15.57 |

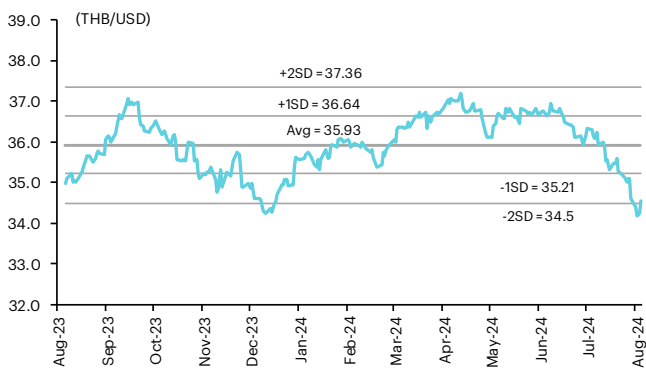
Thai and US 10-year government bond yield



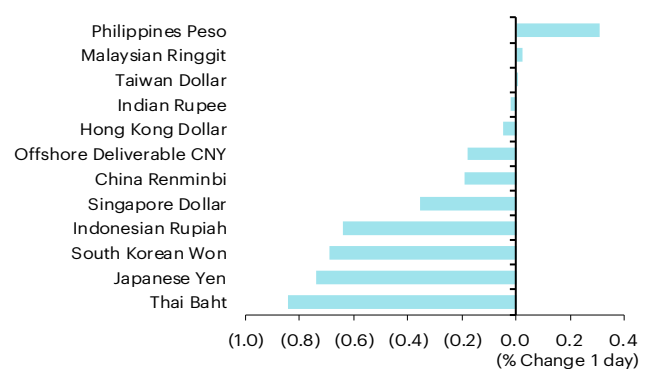
Thai and US 10-year government bond spread



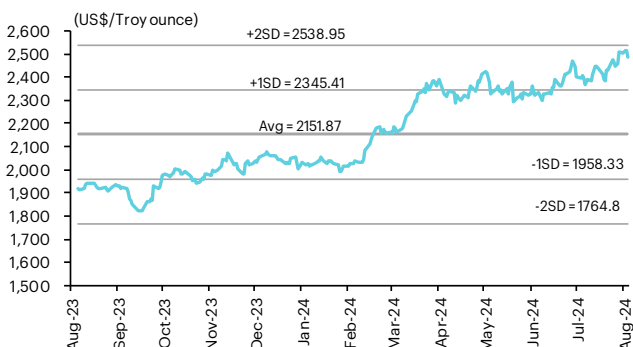
THB/USD exchange rate



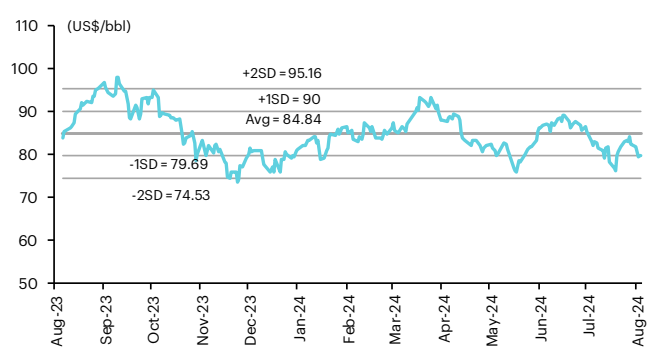
Regional foreign exchange rate spot return



Gold



Brent crude



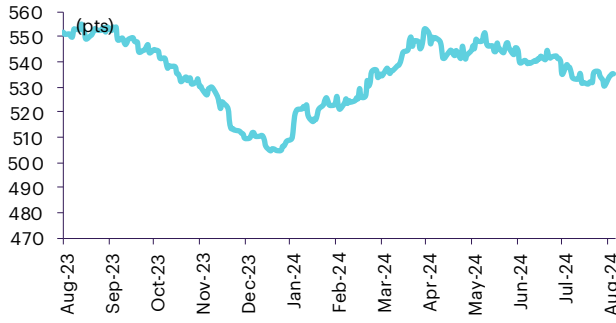
Commodities daily price update

| | As of 22-Aug-24 | -1W % | Avg. Price QTD in 3Q24 | % QoQ | % YoY | Avg. Price in '23 | % YoY | Avg. Price in '24 | % YoY | Update |
|---|--------------------|----------|---------------------------|----------|-----------|----------------------|----------|----------------------|----------|---------|
| CRB Index | 535.12 | 0.2 | 536.63 | (1.5) | (3.3) | 546.31 | (7.81) | 533.91 | (2.3) | Daily |
| Energy Prices | | | | | | | | | | |
| Crude Oil - Dubai (US\$/bbl) | 75.02 | (8.0) | 81.61 | (4.1) | (5.9) | 81.93 | (15.62) | 82.91 | 1.2 | Daily |
| Brent Crude (US\$/bbl) | 79.62 | (4.4) | 83.41 | (1.7) | (3.8) | 82.60 | (18.40) | 83.81 | 1.5 | Daily |
| West Texas Int. Cushing (US\$/bbl) | 73.79 | (5.8) | 78.68 | (2.6) | (9.3) | 77.59 | (17.93) | 78.85 | 1.6 | Daily |
| Crude Oil - Asia-Pacific Tapis Oil Spot (US\$/bbl) | 77.78 | (8.5) | 83.42 | (6.2) | (3.8) | 86.52 | (19.56) | 86.63 | 0.1 | Daily |
| Natural Gas Henry Hub (US\$/mmBTU) | 2.06 | (4.7) | 2.20 | (17.6) | (34.2) | 3.34 | (17.56) | 2.52 | (24.7) | Daily |
| Coal Price NEX (US\$/MT) | 148.71 | 1.7 | 138.98 | 1.7 | 0.9 | 178.13 | (51.19) | 134.42 | (24.5) | Friday |
| Oil Product Prices and Gross Refinery Margin | | | | | | | | | | |
| Gas Oil 500 ppm Sulfur Singapore (US\$/bbl) | 88.92 | (7.2) | 96.70 | (0.9) | (13.3) | 103.11 | (21.20) | 98.76 | (4.2) | Daily |
| Gas Oil - Dubai (US\$/bbl) | 13.90 | (2.7) | 15.09 | 21.3 | (39.4) | 21.18 | (37.25) | 15.85 | (25.2) | Daily |
| Gasoline, 92 RON Spot (US\$/bbl) | 88.92 | 2.3 | 96.70 | (0.9) | (13.3) | 103.11 | (21.20) | 98.76 | (4.2) | Daily |
| Gasoline - Dubai (US\$/bbl) | 13.90 | 158.9 | 15.09 | 21.3 | (39.4) | 21.18 | (37.25) | 15.85 | (25.2) | Daily |
| Fuel Oil 180 Singapore Spot (US\$/bbl) | 67.39 | (7.7) | 75.05 | (23.1) | (5.4) | 70.05 | (12.98) | 74.35 | 6.1 | Daily |
| Fuel Oil - Dubai (US\$/bbl) | (7.63) | (10.8) | (6.57) | (2.0) | (11.5) | -11.88 | (28.43) | (8.56) | (28.0) | Daily |
| Jet Kerosene - Spot Price (US\$/bbl) | 88.50 | (6.7) | 95.79 | (2.9) | (15.0) | 105.01 | (16.72) | 99.48 | (5.3) | Daily |
| Jet Kerosene - Dubai (US\$/bbl) | 13.48 | 1.2 | 14.18 | 4.8 | (45.3) | 23.08 | (20.38) | 16.57 | (28.2) | Daily |
| SG Refinery Margin (US\$/bbl) | 5.09 | 43.4 | 4.59 | 31.9 | (51.9) | 6.86 | 95.65 | 5.19 | -24.251 | Daily |
| Olefins Product Prices and Spread | | | | | | | | | | |
| Ethylene, FOB Japan Spot (US\$/MT) | 840 | 0.6 | 828 | (0.5) | 5.2 | 835 | (16.61) | 859 | 3.0 | Tuesday |
| Ethylene Spread (US\$/MT) | 177 | 15.4 | 142 | 422.5 | 5.1 | 181 | (33.22) | 174 | (4.1) | Daily |
| Propylene (Olefins), FOB Japan Spot (US\$/MT) | 845 | 0.0 | 843 | 1.5 | 5.0 | 848 | (14.27) | 831 | (2.1) | Tuesday |
| Propylene Spread (US\$/MT) | 182 | 11.4 | 158 | 9.4 | 4.0 | 195 | (24.99) | 145 | (25.8) | Daily |
| Naphtha - Singapore Spot FOB (US\$/MT) | 663 | (2.7) | 685 | (0.2) | 5.2 | 654 | (10.45) | 686 | 5.0 | Daily |
| Polyolefins Prices and Spread | | | | | | | | | | |
| Polye HDPE SE Asia (US\$/MT) | 1,000 | (1.0) | 1,027 | 25.5 | 1.5 | 1,033 | (12.49) | 1,028 | (0.5) | Tuesday |
| HDPE-Naphtha Spread (US\$/MT) | 337 | 2.6 | 342 | 272.7 | (5.2) | 379 | (15.80) | 342 | (9.8) | Daily |
| Polye LDPE-Film, CFR SE Asia Spot (US\$/MT) | 1,250 | (1.6) | 1,300 | 11.2 | 31.1 | 1,053 | (26.77) | 1,170 | 11.1 | Tuesday |
| LDPE-Naphtha Spread (US\$/MT) | 587 | (0.2) | 614 | 110.7 | 80.8 | 399 | (43.59) | 484 | 21.3 | Daily |
| PP Film, Spot South East Asia (US\$/MT) | 1,000 | 0.0 | 1,016 | 0.1 | 6.4 | 999 | (14.92) | 1,005 | 0.7 | Tuesday |
| PP Spread (US\$/MT) | 337 | 5.9 | 330 | 0.7 | 9.0 | 345 | (22.28) | 319 | (7.4) | Daily |
| MEG Prices and Spread | | | | | | | | | | |
| MEG, CFR South East Asia (US\$/MT) | 555 | 0.9 | 558 | 5.0 | 15.4 | 500 | (14.40) | 544 | 8.7 | Tuesday |
| MEG Spread (US\$/MT) | 34 | 5.9 | 45 | 699.8 | (1,110.9) | -17 | (52.64) | 11 | n.m. | Tuesday |
| Aromatics Product Prices and Spread | | | | | | | | | | |
| Paraxylene, FOB USG Spot (US\$/MT) | 1,025 | (2.4) | 1,075 | (20.2) | (5.5) | 1,103 | (12.51) | 1,096 | (0.6) | Tuesday |
| Paraxylene Spread (US\$/MT) | 390 | 8.0 | 385 | 126.9 | (5.1) | 411 | (7.19) | 395 | (3.7) | Tuesday |
| Paraxylene - 92 RON Spread (US\$/MT) | 267 | (13.7) | 250 | (9.5) | 34.4 | 224 | 54.61 | 254 | 13.5 | Daily |
| Toluene, FOB Korea Spot (US\$/MT) | 880 | (1.1) | 885 | (4.0) | (7.2) | 892 | (7.35) | 899 | 0.8 | Tuesday |
| Benzene, CFR Japan Spot (US\$/MT) | 1,030 | (0.5) | 1,036 | (3.7) | 13.4 | 918 | (13.13) | 1,043 | 13.6 | Tuesday |
| Benzene Spread (US\$/MT) | 416 | 2.6 | 403 | (10.9) | 19.1 | 340 | (8.97) | 423 | 24.3 | Daily |
| Benzene - 92 RON Spread (US\$/MT) | 272 | (7.6) | 211 | (13.4) | (650.2) | 38 | (164.71) | 201 | 422.1 | Daily |
| Condensate (US\$/MT) | 635 | (7.8) | 690 | (4.0) | (5.8) | 692 | (15.39) | 701 | 1.2 | Daily |
| PTA Prices and Spread | | | | | | | | | | |
| PTA, CFR South East Asia (US\$/MT) | 750 | (2.0) | 786 | (1.8) | (3.1) | 802 | (9.43) | 791 | (1.4) | Tuesday |
| PTA Spread (US\$/MT) | 63 | 2.8 | 66 | 13.5 | 35.2 | 62 | 55.13 | 56 | (10.1) | Tuesday |
| PVC Prices and Spread | | | | | | | | | | |
| PVC, CFR South East Asia (US\$/MT) | 830 | (1.2) | 849 | 4.8 | (0.7) | 844 | (26.72) | 809 | (24.8) | Tuesday |
| Ethylene Spread (US\$/MT) | 653 | (4.9) | 707 | 9.0 | (1.8) | 663 | (24.72) | 635 | (4.2) | Tuesday |
| Ethylene Dichloride CFR Far East Asia (US\$/MT) | 305 | (3.2) | 309 | 5.1 | 14.0 | 293 | (45.94) | 318 | 8.2 | Tuesday |
| Metal | | | | | | | | | | |
| Gold (US\$/Troy Ounce) | 2,485 | 0.8 | 2,420 | 3.5 | 25.6 | 1,943 | 7.82 | 2,255 | 16.1 | Daily |
| LME Copper 3 Month Rolling Forward (US\$/MT) | 9,249 | 3.0 | 9,317 | (5.6) | 10.9 | 8,526 | (3.17) | 9,235 | 8.3 | Daily |
| Silver Future (US\$/Troy Ounce) | 29 | 3.9 | 30 | (0.1) | 18.2 | 26 | (0.60) | 28 | 6.8 | Daily |
| China Composite Steel Prices (CNY/MT) | 3,475 | (3.2) | 3,746 | (7.1) | (9.5) | 4,259 | (10.71) | 4,039 | (5.2) | Daily |
| Agriculture Prices | | | | | | | | | | |
| Malaysian Crude Palm Oil Spot Price(MYR/MT) | 3,894 | 0.8 | 3,979 | (1.7) | 4.7 | 3,834 | (25.34) | 4,013 | 4.7 | Daily |
| SGX Ribbed Smoked Sheet 3 (RSS3) Futures (US\$/KG.) | 240 | 5.9 | 217 | (5.7) | 43.2 | 159 | (13.70) | 221 | 39.3 | Daily |
| Sugar #11 (US\$/LB) | 18 | (2.9) | 19 | (3.2) | (15.7) | 21 | 27.43 | 20 | (4.0) | Daily |
| Freight Rate | | | | | | | | | | |
| Baltic Freight Index: BDIY | 1,768 | 5.9 | 1,832 | (0.8) | 53.7 | 1,394 | (27.83) | 1,836 | 31.8 | Daily |
| Baltic Supramax Index: BSI58 | 1,310 | 1.4 | 1,342 | (1.6) | 47.3 | 1,030 | (48.65) | 1,290 | 25.2 | Daily |

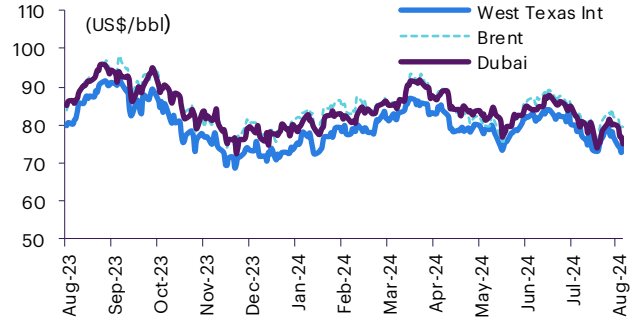
Source: Bloomberg Financial L.P., TQ Professional, BANPU, BOT, InnovestX Research

Commodities daily chart update

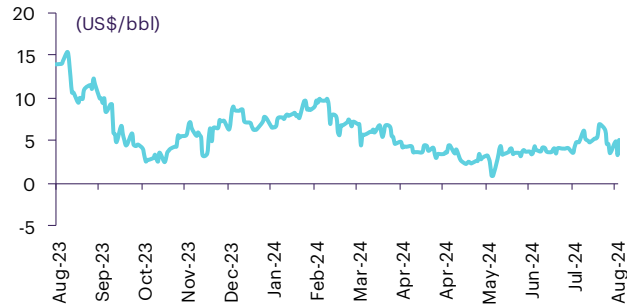
CRB US Spot All Commodities Price Index



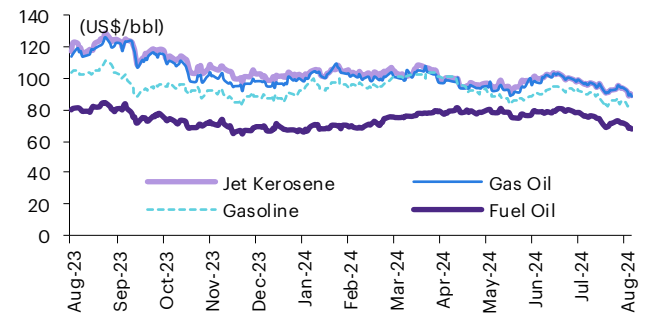
Crude prices



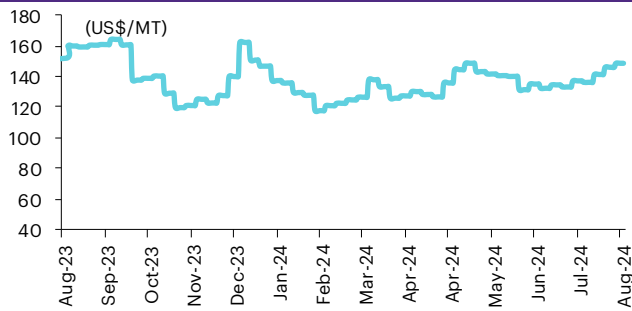
SG Dubai Hydrocracking Refinery Margin



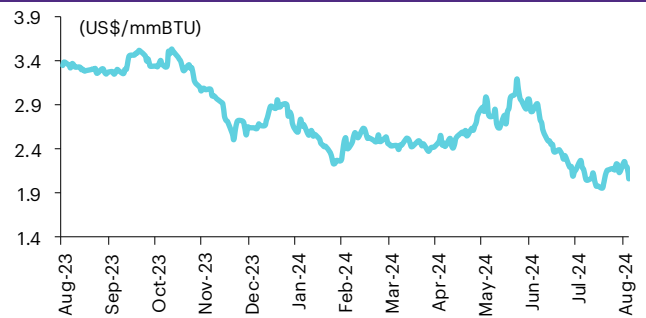
Oil product prices



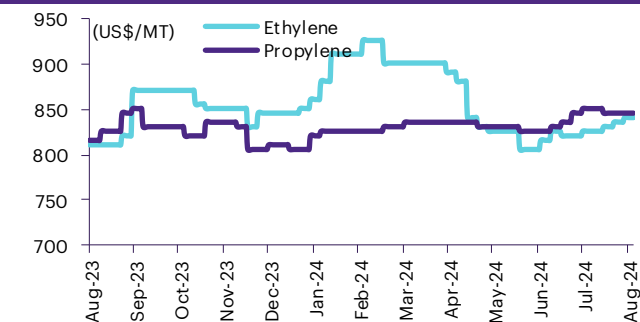
Coal price (NEX)



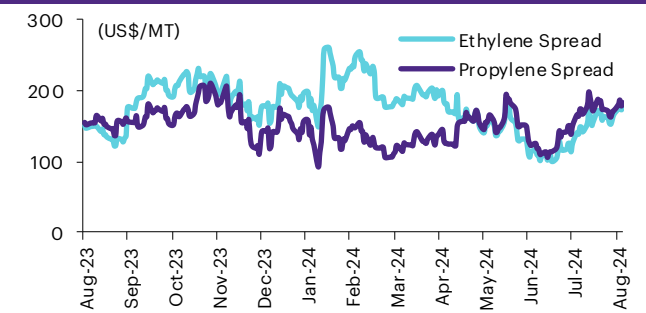
Natural gas prices (Henry hub)



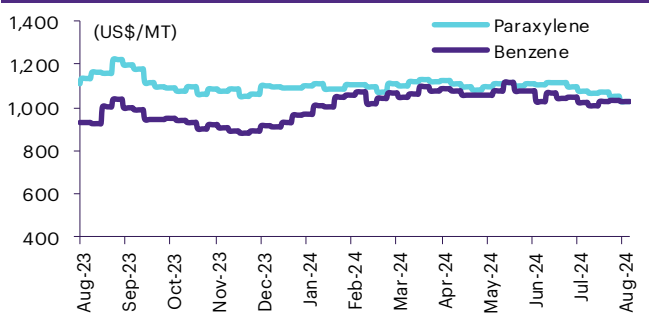
Olefins prices



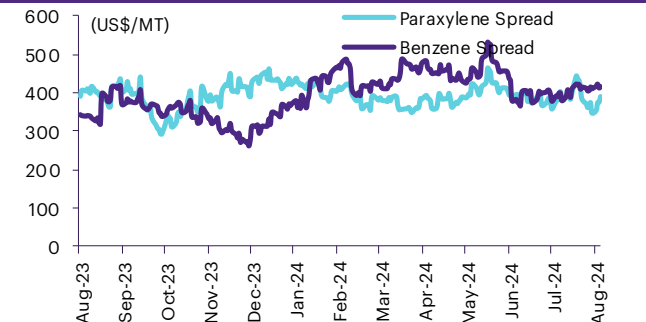
Olefins spreads



Aromatics prices

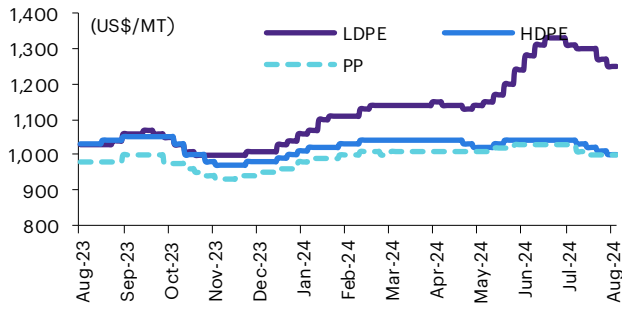


Aromatics spreads

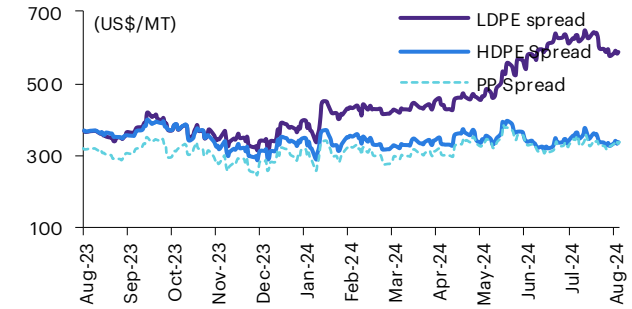


Commodities daily chart update

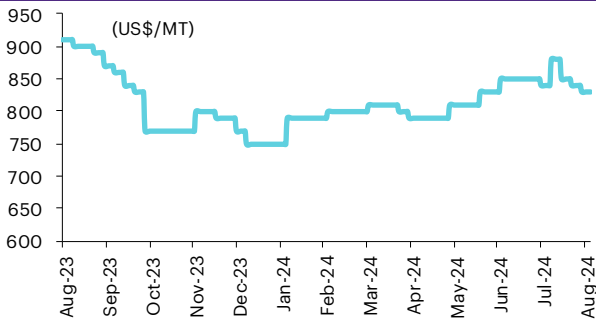
Polyolefins prices



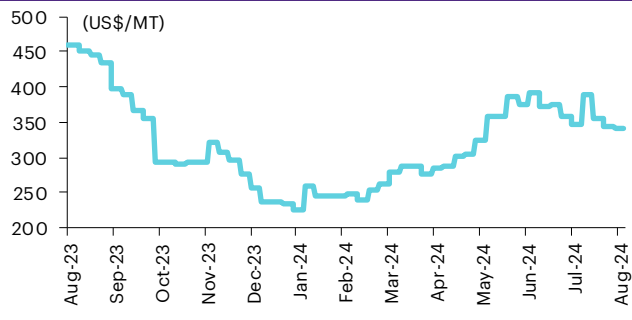
Polyolefins-Naphtha spreads



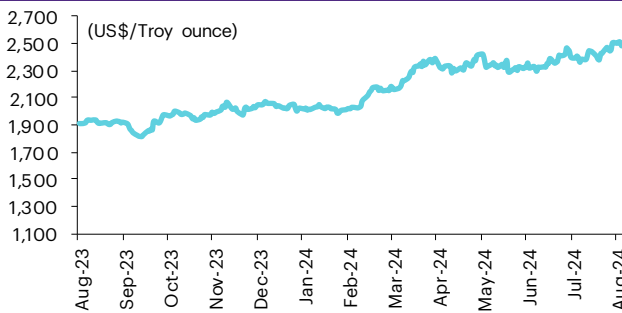
PVC price



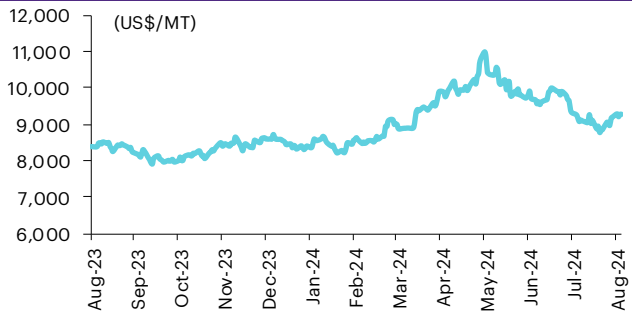
PVC spread



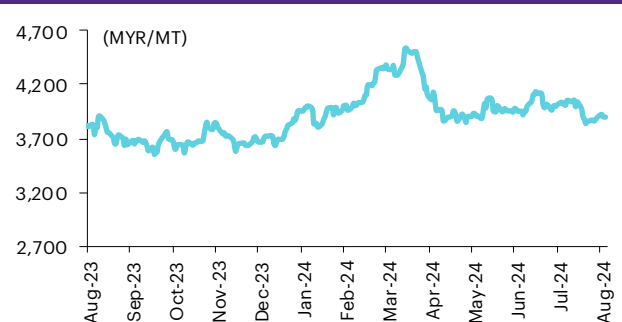
Gold price



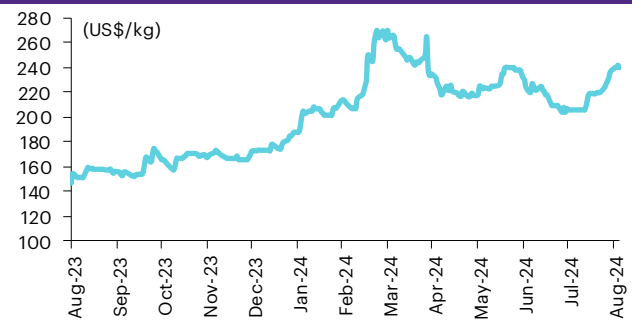
LME copper price



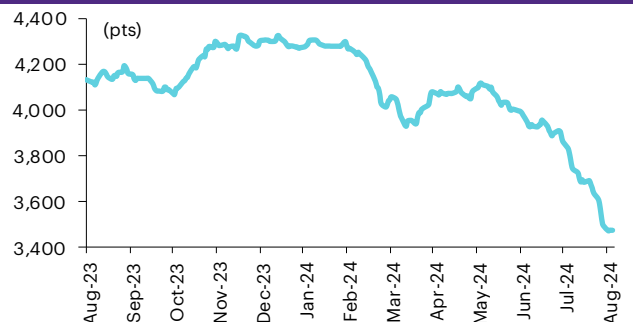
Malaysian crude palm oil price



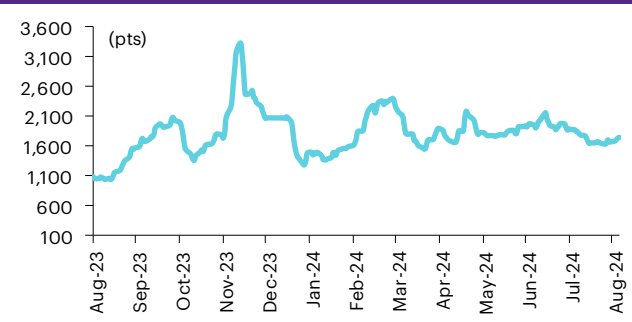
Rubber price (RSS3) futures



Steel price index



Baltic freight index



Source: Bloomberg Financial L.P., TQ Professional, BANPU, BOT, InnovestX Research

Short sales

| | Volume (Shares) | Turnover (Bt) | Average price (Bt) | Last price 22-Aug-24 | Gap between last close and short | Short sale volume comparing with main board |
|----------|--------------------|------------------|-----------------------|-------------------------|-------------------------------------|--|
| DEMCO | 100,800 | 374,026 | 3.71 | 3.64 | 1.94 | 17.20 |
| CKP | 604,800 | 2,349,602 | 3.88 | 3.88 | 0.13 | 15.26 |
| TOP-R | 785,400 | 41,201,500 | 52.46 | 52.50 | (0.08) | 13.08 |
| TTB | 18,721,100 | 33,399,825 | 1.78 | 1.79 | (0.33) | 12.45 |
| SCC | 66,900 | 13,982,200 | 209.00 | 209.00 | 0.00 | 12.37 |
| KTC-R | 659,000 | 27,506,625 | 41.74 | 41.75 | (0.02) | 11.24 |
| CRC-R | 858,100 | 24,158,025 | 28.15 | 28.25 | (0.34) | 11.01 |
| MINT | 1,275,900 | 33,782,825 | 26.48 | 26.50 | (0.08) | 10.82 |
| DELTA-R | 789,600 | 81,184,800 | 102.82 | 103.00 | (0.18) | 10.09 |
| CKP-R | 387,400 | 1,510,728 | 3.90 | 3.88 | 0.51 | 9.78 |
| QH-R | 958,600 | 1,645,720 | 1.72 | 1.72 | (0.19) | 9.58 |
| PTG-R | 155,900 | 1,371,920 | 8.80 | 8.80 | 0.00 | 8.63 |
| MTC | 564,000 | 25,319,925 | 44.89 | 44.75 | 0.32 | 7.83 |
| PTTEP-R | 697,100 | 97,962,300 | 140.53 | 141.00 | (0.33) | 7.59 |
| TISCO | 200,500 | 18,645,825 | 93.00 | 93.25 | (0.27) | 6.49 |
| TISCO-R | 200,200 | 18,630,525 | 93.06 | 93.25 | (0.20) | 6.48 |
| ADVANC | 310,000 | 75,517,600 | 243.61 | 243.00 | 0.25 | 6.24 |
| M | 15,000 | 408,750 | 27.25 | 27.50 | (0.91) | 6.24 |
| AOT-R | 749,400 | 44,589,300 | 59.50 | 59.50 | 0.00 | 6.14 |
| LH-R | 1,435,100 | 7,821,295 | 5.45 | 5.45 | 0.00 | 6.06 |
| WHA-R | 956,000 | 4,890,075 | 5.12 | 5.10 | 0.30 | 5.96 |
| AOT | 713,300 | 42,441,350 | 59.50 | 59.50 | 0.00 | 5.85 |
| QH | 580,900 | 996,186 | 1.71 | 1.72 | (0.30) | 5.80 |
| AH | 32,400 | 623,750 | 19.25 | 19.30 | (0.25) | 5.76 |
| TIDLOR | 1,032,200 | 15,556,430 | 15.07 | 15.10 | (0.19) | 5.61 |
| SPALI-R | 154,400 | 2,660,310 | 17.23 | 17.30 | (0.40) | 5.51 |
| JTS-R | 29,000 | 1,955,050 | 67.42 | 67.75 | (0.49) | 5.50 |
| MEB | 3,200 | 96,800 | 30.25 | 30.25 | 0.00 | 5.47 |
| SAWAD | 890,100 | 32,912,400 | 36.98 | 37.00 | (0.06) | 5.41 |
| CENTEL | 133,000 | 4,489,600 | 33.76 | 33.75 | 0.02 | 5.28 |
| MAJOR | 102,100 | 1,402,530 | 13.74 | 13.80 | (0.46) | 5.07 |
| SPRC-R | 1,079,600 | 7,684,190 | 7.12 | 7.20 | (1.14) | 5.06 |
| MEGA | 18,800 | 733,200 | 39.00 | 39.25 | (0.64) | 5.02 |
| XPG | 923,800 | 834,416 | 0.90 | 0.90 | 0.36 | 5.01 |
| JMT | 1,251,500 | 18,357,040 | 14.67 | 14.50 | 1.16 | 4.95 |
| KTB-R | 1,669,300 | 30,818,920 | 18.46 | 18.40 | 0.34 | 4.72 |
| SNNP | 45,000 | 545,530 | 12.12 | 12.10 | 0.19 | 4.66 |
| OR-R | 929,300 | 14,029,740 | 15.10 | 15.40 | (1.97) | 4.60 |
| SAWAD-R | 747,900 | 27,717,050 | 37.06 | 37.00 | 0.16 | 4.55 |
| AEONTS-R | 40,800 | 5,315,600 | 130.28 | 131.00 | (0.55) | 4.54 |
| AWC-R | 4,189,800 | 13,684,436 | 3.27 | 3.26 | 0.19 | 4.53 |
| GUNKUL-R | 303,600 | 681,084 | 2.24 | 2.22 | 1.05 | 4.48 |
| LH | 1,056,200 | 5,756,290 | 5.45 | 5.45 | 0.00 | 4.46 |
| PTT-R | 1,873,300 | 64,160,525 | 34.25 | 34.25 | 0.00 | 4.44 |
| AMATA-R | 510,000 | 10,373,170 | 20.34 | 20.70 | (1.74) | 4.44 |
| WHA | 703,400 | 3,590,330 | 5.10 | 5.10 | 0.08 | 4.39 |
| GPSC | 155,800 | 6,265,250 | 40.21 | 39.75 | 1.17 | 4.33 |
| ROJNA | 94,600 | 562,995 | 5.95 | 5.95 | 0.02 | 4.26 |
| BDMS | 2,020,000 | 56,172,500 | 27.81 | 27.75 | 0.21 | 4.23 |
| TOP | 253,500 | 13,292,875 | 52.44 | 52.50 | (0.12) | 4.22 |
| MINT-R | 494,800 | 13,084,925 | 26.44 | 26.50 | (0.21) | 4.19 |
| STEC | 109,000 | 929,685 | 8.53 | 8.55 | (0.24) | 4.11 |
| BTS | 1,196,900 | 5,033,868 | 4.21 | 4.22 | (0.34) | 3.77 |
| SCGP-R | 637,700 | 15,222,330 | 23.87 | 24.10 | (0.95) | 3.71 |
| SPALI | 101,300 | 1,742,370 | 17.20 | 17.30 | (0.58) | 3.61 |
| CPALL | 987,500 | 58,292,100 | 59.03 | 59.00 | 0.05 | 3.58 |
| AP-R | 117,700 | 959,255 | 8.15 | 8.20 | (0.61) | 3.55 |
| SAPPE-R | 89,500 | 6,650,325 | 74.31 | 74.00 | 0.41 | 3.48 |
| SSP-R | 28,700 | 181,295 | 6.32 | 6.30 | 0.27 | 3.47 |
| KTB | 1,217,100 | 22,514,470 | 18.50 | 18.40 | 0.54 | 3.44 |
| GULF-R | 480,800 | 24,136,975 | 50.20 | 50.25 | (0.10) | 3.37 |
| HMPRO | 866,800 | 7,359,460 | 8.49 | 8.50 | (0.11) | 3.29 |
| BBL | 204,300 | 28,048,750 | 137.29 | 137.50 | (0.15) | 3.29 |
| TPIPP-R | 42,200 | 124,068 | 2.94 | 2.94 | 0.00 | 3.28 |
| TU | 497,400 | 7,536,070 | 15.15 | 15.20 | (0.32) | 3.27 |
| AWC | 3,017,900 | 9,866,424 | 3.27 | 3.26 | 0.29 | 3.26 |
| TIPH | 8,700 | 225,050 | 25.87 | 26.00 | (0.51) | 3.25 |
| SHR | 103,800 | 199,183 | 1.92 | 1.91 | 0.47 | 3.23 |
| BTG | 39,100 | 891,050 | 22.79 | 23.10 | (1.35) | 3.13 |
| PTTGC | 451,200 | 10,931,460 | 24.23 | 24.30 | (0.30) | 3.02 |
| PLANB | 115,000 | 810,290 | 7.05 | 7.05 | (0.06) | 2.94 |
| SPRC | 614,300 | 4,385,045 | 7.14 | 7.20 | (0.86) | 2.88 |

| | Volume (Shares) | Turnover (Bt) | Average price (Bt) | Last price 22-Aug-24 | Gap between last close and short | Short sale volume comparing with main board |
|---------|--------------------|------------------|-----------------------|-------------------------|-------------------------------------|--|
| BCH | 1,234,100 | 19,400,730 | 15.72 | 15.90 | (1.13) | 2.82 |
| TLI | 458,700 | 3,487,735 | 7.60 | 7.70 | (1.25) | 2.76 |
| SC | 376,300 | 962,586 | 2.56 | 2.58 | (0.85) | 2.68 |
| TCAP-R | 12,700 | 628,650 | 49.50 | 49.50 | 0.00 | 2.65 |
| TQM-R | 13,300 | 358,775 | 26.98 | 26.75 | 0.84 | 2.65 |
| BH | 93,400 | 23,025,100 | 246.52 | 247.00 | (0.19) | 2.63 |
| OR | 520,900 | 7,861,340 | 15.09 | 15.40 | (2.00) | 2.58 |
| KKP-R | 199,700 | 8,888,350 | 44.51 | 45.00 | (1.09) | 2.54 |
| PSL | 98,700 | 806,325 | 8.17 | 8.35 | (2.16) | 2.47 |
| KBANK | 308,000 | 43,190,700 | 140.23 | 140.00 | 0.16 | 2.43 |
| THCOM | 162,200 | 1,930,180 | 11.90 | 11.90 | 0.00 | 2.41 |
| BTG-R | 29,800 | 682,090 | 22.89 | 23.10 | (0.91) | 2.38 |
| BGRIM | 429,700 | 8,856,960 | 20.61 | 20.60 | 0.06 | 2.36 |
| HMPRO-R | 615,100 | 5,229,470 | 8.50 | 8.50 | 0.02 | 2.33 |
| NER-R | 186,300 | 924,790 | 4.96 | 4.92 | 0.89 | 2.31 |
| AAI | 154,700 | 919,230 | 5.94 | 5.90 | 0.71 | 2.24 |
| BCP | 166,400 | 5,729,100 | 34.43 | 34.25 | 0.52 | 2.24 |
| DELTA | 172,900 | 17,763,950 | 102.74 | 103.00 | (0.25) | 2.21 |
| PTTGC-R | 329,400 | 7,977,310 | 24.22 | 24.30 | (0.34) | 2.21 |
| COM7 | 452,300 | 10,632,060 | 23.51 | 23.60 | (0.40) | 2.19 |
| IVL | 242,400 | 4,496,480 | 18.55 | 18.40 | 0.81 | 2.19 |
| GPSC-R | 78,000 | 3,139,500 | 40.25 | 39.75 | 1.26 | 2.17 |
| PTT | 891,000 | 30,516,750 | 34.25 | 34.25 | 0.00 | 2.11 |
| SIS | 20,800 | 502,670 | 24.17 | 24.40 | (0.96) | 2.07 |
| AMATA | 235,400 | 4,818,060 | 20.47 | 20.70 | (1.12) | 2.05 |
| KTC | 118,400 | 4,942,825 | 41.75 | 41.75 | (0.01) | 2.02 |
| PSH | 13,100 | 116,435 | 8.89 | 9.00 | (1.24) | 2.01 |
| BANPU | 976,200 | 5,221,720 | 5.35 | 5.35 | (0.02) | 1.99 |
| BJC | 338,300 | 7,200,200 | 21.28 | 21.50 | (1.01) | 1.99 |
| GULF | 283,100 | 14,200,225 | 50.16 | 50.25 | (0.18) | 1.99 |
| PR9 | 30,400 | 571,510 | 18.80 | 18.70 | 0.53 | 1.92 |
| CPAXT | 276,500 | 8,350,875 | 30.20 | 30.25 | (0.16) | 1.88 |
| ORI | 87,900 | 383,446 | 4.36 | 4.34 | 0.51 | 1.86 |
| EGCO | 10,300 | 1,076,400 | 104.50 | 104.50 | 0.00 | 1.86 |
| SAT | 44,600 | 517,640 | 11.61 | 11.90 | (2.47) | 1.85 |
| PTTEP | 167,000 | 23,496,150 | 140.70 | 141.00 | (0.22) | 1.82 |
| JMT-R | 457,200 | 6,677,520 | 14.61 | 14.50 | 0.73 | 1.81 |
| IRPC | 308,500 | 457,726 | 1.48 | 1.47 | 0.93 | 1.80 |
| MTC-R | 129,800 | 5,822,725 | 44.86 | 44.75 | 0.24 | 1.80 |
| BAM | 225,300 | 1,701,265 | 7.55 | 7.55 | 0.01 | 1.80 |
| ILM | 2,000 | 34,400 | 17.20 | 17.20 | 0.00 | 1.76 |
| SCGP | 294,700 | 7,053,660 | 23.94 | 24.10 | (0.68) | 1.72 |
| BPP | 11,600 | 139,570 | 12.03 | 12.10 | (0.56) | 1.71 |
| STA | 125,100 | 2,682,760 | 21.44 | 21.60 | (0.72) | 1.69 |
| CPF | 566,900 | 13,908,390 | 24.53 | 24.70 | (0.67) | 1.69 |
| BGRIM-R | 305,400 | 6,265,830 | 20.52 | 20.60 | (0.40) | 1.68 |
| KCE | 162,200 | 6,280,300 | 38.72 | 38.25 | 1.23 | 1.67 |
| KCE-R | 160,000 | 6,175,725 | 38.60 | 38.25 | 0.91 | 1.65 |
| WHAUP | 151,900 | 596,898 | 3.93 | 3.94 | (0.27) | 1.65 |
| JMART | 359,100 | 4,818,190 | 13.42 | 13.40 | 0.13 | 1.65 |
| ORI-R | 77,700 | 338,574 | 4.36 | 4.34 | 0.40 | 1.64 |
| CPN | 113,500 | 6,611,375 | 58.25 | 58.25 | 0.00 | 1.62 |
| SKY | 38,300 | 805,010 | 21.02 | 21.50 | (2.24) | 1.61 |
| ERW-R | 187,400 | 715,324 | 3.82 | 3.86 | (1.11) | 1.61 |
| XO-R | 32,000 | 833,900 | 26.06 | 26.00 | 0.23 | 1.59 |
| SIRI | 2,903,200 | 5,057,713 | 1.74 | 1.73 | 0.70 | 1.59 |
| INTUCH | 81,700 | 6,884,450 | 84.26 | 84.50 | (0.28) | 1.58 |
| ITC | 205,900 | 4,337,980 | 21.07 | 20.80 | 1.29 | 1.56 |
| TASCO | 47,800 | 783,920 | 16.40 | 16.40 | 0.00 | 1.56 |
| ERW | 175,800 | 671,604 | 3.82 | 3.86 | (1.03) | 1.51 |
| KKP | 117,200 | 5,164,675 | 44.07 | 45.00 | (2.07) | 1.49 |
| BH-R | 51,900 | 12,776,200 | 246.17 | 247.00 | (0.34) | 1.46 |
| BSRC-R | 24,900 | 169,400 | 6.80 | 6.95 | (2.11) | 1.45 |
| CHG | 542,100 | 1,393,360 | 2.57 | 2.58 | (0.38) | 1.44 |
| DCC-R | 33,300 | 65,504 | 1.97 | 1.96 | 0.36 | 1.43 |
| PTG | 25,500 | 224,400 | 8.80 | 8.80 | 0.00 | 1.41 |
| EGCO-R | 7,600 | 794,200 | 104.50 | 104.50 | 0.00 | 1.37 |
| CHG-R | 516,500 | 1,336,022 | 2.59 | 2.58 | 0.26 | 1.37 |
| BEAUTY | 49,500 | 20,295 | 0.41 | 0.41 | 0.00 | 1.36 |
| VGI | 2,552,000 | 5,644,520 | 2.21 | 2.12 | 4.33 | 1.29 |
| SUSCO | 25,900 | 85,988 | 3.32 | 3.30 | 0.61 | 1.28 |
| THANI | 96,100 | 184,826 | 1.92 | 1.93 | (0.35) | 1.27 |

Source: SET, InnovestX Research

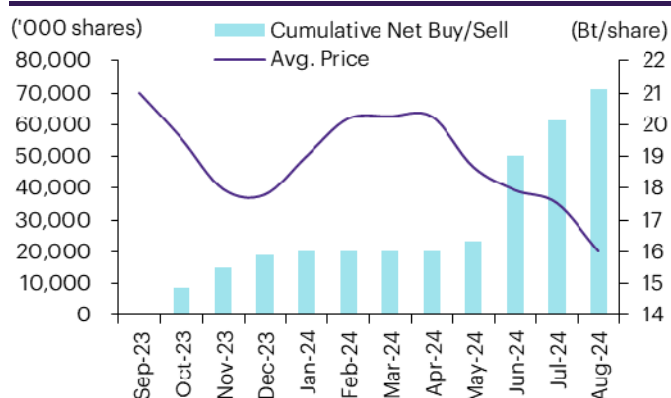
Director trade

1. Director trade as reported on August 22, 2024

| Company Name of Director | Product | Transaction date | Amount (Shares) | Average Price (Bt) | Amount (Bt) | Buy/Sell | |
|---|----------------------------|------------------|-----------------|--------------------|-------------|-------------------|--|
| A5 Mr. Chotikorn Panchasarp | Warrant | 20-08-24 | 1,000,000 | 0.06 | 60,000 | Sale | |
| A5 Mr. Chotikorn Panchasarp | Warrant | 20-08-24 | 149,253 | 0.06 | 8,955 | Sale | |
| A5 Mr. Chotikorn Panchasarp | Warrant | 21-08-24 | 700,000 | 0.07 | 49,000 | Sale | |
| EP Mr YUTH CHINSUPAKUL | Common Share | 21-08-24 | 1,900 | 1.89 | 3,591 | Purchase | |
| ETL Mrs ARAYA KONGSOONTHORN | Common Share | 21-08-24 | 200,000 | 0.63 | 126,000 | Purchase | |
| HTC Colonel PATCHARA RATTAKUL | Common Share | 21-08-24 | 271,300 | 15.41 | 4,180,733 | Sale | |
| MENA Miss PATCHAREERAT KAJONWUTTIDETPAT | Common Share | 21-08-24 | 3,000 | 1.11 | 3,330 | Purchase | |
| MENA Miss PATCHAREERAT KAJONWUTTIDETPAT | Common Share | 22-08-24 | 110,500 | 1.11 | 122,655 | Purchase | |
| MTI Mrs NUALPHAN LAMSAM | Common Share | 20-08-24 | 128,200 | 106.00 | 13,589,200 | Purchase | |
| PEACE Miss PEERACHA SIRISOPANA | Common Share | 21-08-24 | 19,100 | 2.86 | 54,626 | Purchase | |
| PLUS Miss IRIN PHATTHAWATWEKIN | Common Share | 22-08-24 | 960,000 | 5.50 | 5,280,000 | Purchase | |
| PSG Mr CHAIYOD CHIRABOWORNKUL | Common Share | 19-08-24 | 1,000,000 | 0.52 | 520,000 | Sale | |
| RS Mr SURACHAI CHETCHOTISAK | Single Stock Future (TFEX) | 16-08-24 | 580 | 11.28 | 6,542 | Sale | |
| RS Mr SURACHAI CHETCHOTISAK | Single Stock Future (TFEX) | 19-08-24 | 1,800 | 13.04 | 23,472 | Sale | |
| RS Mr SURACHAI CHETCHOTISAK | Single Stock Future (TFEX) | 20-08-24 | 552 | 11.38 | 6,282 | Sale | |
| SPA Mr PHUMIPHAN BUNJAPAMAI | Common Share | 21-08-24 | 20,000 | 6.78 | 135,600 | Purchase | |
| SPALI Mr PRATEEP TANGMATITHAM | Common Share | 20-08-24 | 170,000 | 16.74 | 2,845,800 | Purchase | |
| SPALI Mr PRATEEP TANGMATITHAM | Common Share | 21-08-24 | 150,000 | 16.96 | 2,544,000 | Purchase | |
| SPALI Mrs AJCHARA TANGMATITHAM | Common Share | 20-08-24 | 170,000 | 16.74 | 2,845,800 | Purchase | |
| SPALI Mrs AJCHARA TANGMATITHAM | Common Share | 21-08-24 | 150,000 | 16.96 | 2,544,000 | Purchase | |
| STC Mr SURASIT CHAITRAKULTHONG | Common Share | 21-08-24 | 21,100 | 0.53 | 11,183 | Purchase | |
| Total | | | | | Purchase | 30,105,785 | |
| | | | | | Sale | 4,854,984 | |
| | | | | | Net | <u>25,250,801</u> | |

2. 12-month cumulative net buy/sell for InnovestX-covered stocks with activity as of last close

SPALI



Corporate calendar

| Mon 19 | Tue 20 | August Wed 21 | Thu 22 | Fri 23 |
|--|---|---|--|--|
| <p>XD</p> <p>AAI Bt0.1785 ADVANC Bt4.87 DCC Bt0.02 ITC Bt0.4 MGT Bt0.03 TFM Bt0.3 TNP Bt0.0425</p> <p>PD</p> <p>LUXF Bt0.54</p> <p>Last trading day</p> <p>MBAX-W2</p> <p>New warrant</p> <p>A5-W4</p> <p>Share listing</p> <p>PPPM 130,308,863 Shares SDC 555,555,554 Shares</p> | <p>XD</p> <p>AMARC Bt0.02 BAFS Bt0.1 GUNKUL Bt0.08 III Bt0.12 INTUCH Bt2 KIAT Bt0.01 TPRIME Bt0.1039 WHABT Bt0.165 WHART Bt0.193</p> <p>XR</p> <p>TNDT 1 : 2 @Bt0.26</p> <p>PD</p> <p>HKCE01 Bt0.194</p> | <p>XD</p> <p>ARROW Bt0.1 ASIAN Bt0.4297 BOFFICE Bt0.0872 BOL Bt0.145 BVG Bt0.034 DREIT Bt0.205 GC Bt0.2 HFT Bt0.28 IT Bt0.07 LPN Bt0.05 QH Bt0.03 SAT Bt0.26 SCM Bt0.05 SMPC Bt0.4 SRIPANWA Bt0.1064 SRS Bt0.06875 TEAM Bt0.08 THANA Bt0.025 TU Bt0.31 UEC Bt0.03</p> <p>XE</p> <p>MBAX-W2 1 : 1 @Bt3</p> <p>PD</p> <p>CNO1 Bt0.231 EPG Bt0.1 ROCTEC Bt0.013 SCGP Bt0.25</p> | <p>XD</p> <p>ADD Bt0.05 ADVCE Bt0.15 AI Bt0.15 AIT Bt0.15 AMA Bt0.2 AUCT Bt0.35 BEC Bt0.04 BGC Bt0.05 CBG Bt0.6 CPAXT Bt0.18 D Bt0.045 FTREIT Bt0.187 JMT Bt0.38 KJL Bt0.17 PDG Bt0.09 PM Bt0.45 PSL Bt0.1 PT Bt0.35 RCL Bt0.5 RJH Bt0.3 SGP Bt0.15 SINO Bt0.014423 SITHAI Bt0.02 SMIT Bt0.1 SNNP Bt0.25 SPRIME Bt0.125 STEG19 Bt- TACC Bt0.2 TMT Bt0.05 TQR Bt0.184 UTP Bt0.35 UVAN Bt0.4 VNG Bt0.05</p> <p>PD</p> <p>BARREIT Bt0.183 KYE Bt29.85 PINGAN80 Bt0.06463 PTL Bt0.19 SCGD Bt0.1</p> <p>Share listing</p> <p>MBK 1,212,474 Shares PRG 285,446 Shares</p> | <p>XD</p> <p>ALLY Bt0.133 AMATAR Bt0.16 BH Bt2 BH-P Bt2 DMT Bt0.21 ILM Bt0.25 MCS Bt0.2 MEGA Bt0.8 NER Bt0.05 SUPEREIF Bt0.20996 TVO Bt0.8 WHAIR Bt0.1372</p> <p>PD</p> <p>SCC Bt2.5 TR Bt0.05</p> <p>Name change</p> <p>MASTERKOOL INTERNATIONAL to "CL VENTURE</p> <p>Share listing</p> <p>CHO 79,365,079 Shares</p> |
| <p>XD</p> <p>AIMCG Bt0.09 AIMIRT Bt0.1433 AMATA Bt0.25 AYUD Bt0.9 BGRIM Bt0.18 BRRGIF Bt0.13058 CPNREIT Bt0.0399 GPI Bt0.1 K Bt0.03 KCAR Bt0.08 KCE Bt0.6 M Bt0.5 MOONG Bt0.06 NAT Bt0.22 NSL Bt0.35 PCSGH Bt0.1 PHOL Bt0.1 PQS Bt0.05 RPH Bt0.11 SABINA Bt0.69 SFLEX Bt0.06 TFG Bt0.075 VCOM Bt0.12</p> <p>Last trading day</p> <p>SABUY-W2</p> | <p>XD</p> <p>AH Bt0.3 ASP Bt0.07 BIS Bt0.05 BJC Bt0.15 BLA Bt0.2 BLC Bt0.06 BTC Bt0.01 CHG Bt0.02 CK Bt0.15 FSMART Bt0.23 FTE Bt0.04 GFC Bt0.1 HUMAN Bt0.12 IHL Bt0.06 IMPACT Bt0.22 IVL Bt0.175 KTBSTMR Bt0.1741 LHHOTEL Bt0.31 LHPF Bt0.07 LHSC Bt0.181 NNCL Bt0.05 PIMO Bt0.02 POLY Bt0.2 SAMTEL Bt0.03 SC Bt0.05 SNP Bt0.1 SPALI Bt0.6 STP Bt0.25 SYNEX Bt0.1 TKN Bt0.3 TKS Bt0.12 TOG Bt0.2 WINNER Bt0.06 XO Bt1.7</p> <p>XE</p> <p>SABUY-W2 1 : 1 @Bt5</p> <p>PD</p> <p>SIA19 Bt0.9692</p> | <p>XD</p> <p>2S Bt0.07 APO Bt0.15 CCET Bt0.07 CPTGF Bt0.1555 CPW Bt0.04 EGATIF Bt0.1056 FORTH Bt0.15 FPI Bt0.04 FUTUREPF Bt0.15358 GVREIT Bt0.1963 HITECH Bt0.075 JSP Bt0.0316 KAMART Bt0.1 KBSPIF Bt0.235 KISS Bt0.1 PLT Bt0.01 PSH Bt0.15 PTT Bt0.8 SIRI Bt0.07 SKR Bt0.09 SPRC Bt0.25 TFFIF Bt0.1102 THIP Bt0.65 TOA Bt0.33 TQM Bt0.45 TTLPF Bt0.54 UNIQLO80 Bt-</p> <p>PD</p> <p>ASML01 Bt0.0357 PTTEP Bt4.5 TTT Bt1.25</p> | <p>XD</p> <p>BCH Bt0.12 BKKCP Bt0.16 CPF Bt0.45 EKH Bt0.28 JUBILE Bt0.19 KLINIQU Bt0.65 LALIN Bt0.165 LPH Bt0.03 MIPF Bt0.33 OSP Bt0.3 SECURE Bt0.2 SPCG Bt0.5</p> <p>PD</p> <p>SCCC Bt4 TFM Bt0.3</p> | <p>XD</p> <p>PROSPECT Bt0.215 SSSTR Bt0.2 TIFI Bt0.135 VENTURE19 Bt-</p> <p>PD</p> <p>BYDCOM80 Bt0.01323 RAM Bt0.2</p> |
| <p>XD</p> <p>AIMCG Bt0.09 AIMIRT Bt0.1433 AMATA Bt0.25 AYUD Bt0.9 BGRIM Bt0.18 BRRGIF Bt0.13058 CPNREIT Bt0.0399 GPI Bt0.1 K Bt0.03 KCAR Bt0.08 KCE Bt0.6 M Bt0.5 MOONG Bt0.06 NAT Bt0.22 NSL Bt0.35 PCSGH Bt0.1 PHOL Bt0.1 PQS Bt0.05 RPH Bt0.11 SABINA Bt0.69 SFLEX Bt0.06 TFG Bt0.075 VCOM Bt0.12</p> <p>Last trading day</p> <p>SABUY-W2</p> | <p>XD</p> <p>AH Bt0.3 ASP Bt0.07 BIS Bt0.05 BJC Bt0.15 BLA Bt0.2 BLC Bt0.06 BTC Bt0.01 CHG Bt0.02 CK Bt0.15 FSMART Bt0.23 FTE Bt0.04 GFC Bt0.1 HUMAN Bt0.12 IHL Bt0.06 IMPACT Bt0.22 IVL Bt0.175 KTBSTMR Bt0.1741 LHHOTEL Bt0.31 LHPF Bt0.07 LHSC Bt0.181 NNCL Bt0.05 PIMO Bt0.02 POLY Bt0.2 SAMTEL Bt0.03 SC Bt0.05 SNP Bt0.1 SPALI Bt0.6 STP Bt0.25 SYNEX Bt0.1 TKN Bt0.3 TKS Bt0.12 TOG Bt0.2 WINNER Bt0.06 XO Bt1.7</p> <p>XE</p> <p>SABUY-W2 1 : 1 @Bt5</p> <p>PD</p> <p>SIA19 Bt0.9692</p> | <p>XD</p> <p>2S Bt0.07 APO Bt0.15 CCET Bt0.07 CPTGF Bt0.1555 CPW Bt0.04 EGATIF Bt0.1056 FORTH Bt0.15 FPI Bt0.04 FUTUREPF Bt0.15358 GVREIT Bt0.1963 HITECH Bt0.075 JSP Bt0.0316 KAMART Bt0.1 KBSPIF Bt0.235 KISS Bt0.1 PLT Bt0.01 PSH Bt0.15 PTT Bt0.8 SIRI Bt0.07 SKR Bt0.09 SPRC Bt0.25 TFFIF Bt0.1102 THIP Bt0.65 TOA Bt0.33 TQM Bt0.45 TTLPF Bt0.54 UNIQLO80 Bt-</p> <p>PD</p> <p>ASML01 Bt0.0357 PTTEP Bt4.5 TTT Bt1.25</p> | <p>XD</p> <p>BCH Bt0.12 BKKCP Bt0.16 CPF Bt0.45 EKH Bt0.28 JUBILE Bt0.19 KLINIQU Bt0.65 LALIN Bt0.165 LPH Bt0.03 MIPF Bt0.33 OSP Bt0.3 SECURE Bt0.2 SPCG Bt0.5</p> <p>PD</p> <p>SCCC Bt4 TFM Bt0.3</p> | <p>XD</p> <p>PROSPECT Bt0.215 SSSTR Bt0.2 TIFI Bt0.135 VENTURE19 Bt-</p> <p>PD</p> <p>BYDCOM80 Bt0.01323 RAM Bt0.2</p> |

XD - Cash Dividend
XD(ST) - Stock Dividend

PD - Payment Date
XR - Rights for Common

XW - Rights for Warrant
XT - Rights for Transferable Subscription Right
XE - Warrant Exercise
CW - Capital write-down

SP - Suspension

Disclaimer

The information in this report has been obtained from sources believed to be reliable. However, its accuracy or completeness is not guaranteed. Any opinions expressed herein reflect our judgment at this date and are subject to change without notice. This report is for information only. It is not to be construed as an offer, or solicitation of an offer to sell or buy any securities. We accept no liability for any loss arising from the use of this document. We or our associates may have an interest in the companies mentioned therein.

InnovestX Securities Company Limited (“INVX”) is wholly owned by SCB X Public Company Limited (“SCBX”) and The Siam Commercial Bank Public Company Limited (“SCB”) is majority-owned by SCBX. Any information related to SCB is for sector comparison purpose.

This document is prepared by InnovestX Securities Company Limited (“INVX”) which is wholly owned by SCB X Public Company Limited (“SCBX”). The Siam Commercial Bank Public Company Limited, which is majority-owned by SCBX, acts as financial advisor of the LH Hotel Leasehold Real Estate Investment Trust. Any opinions, news, research, analyses, prices, statements, forecasts, projections and/or other information contained in this document (the “Information”) is provided as general information purposes only and shall not be construed as individualized recommendation of an offer to buy or sell or the solicitation of an offer to buy or sell any securities. INVX and/or its directors, officers and employees shall not be liable for any direct, indirect, incidental, special or consequential loss or damage, resulting from the use of or reliance on the Information, including without limitation to, damages for loss of profits. The investors shall use the Information in association with other information and opinion, including their own judgment in making investment decision. The Information is obtained from sources believed to be reliable, and INVX cannot guarantee the accuracy, completeness and/or correctness of the Information.

INVX reserves the right to modify the Information from time to time without notice and in its sole discretion. This document is delivered to intended recipient(s) only and is not permitted to reproduce, retransmit, disseminate, sell, distribute, republish, circulate or commercially exploit the Information in any manner without the prior written consent of INVX.

Futures and Options trading carry a high level of risk with the potential for substantial losses, and are not suitable for all persons. Before deciding to trade Futures and Options, you should carefully consider your financial position, investment objectives, level of experience, and risk appetite if Futures and Options trading are appropriate. The possibility exists that you could sustain a loss of some or all of your initial investment. You should be aware of all the risks associated with Futures and Options trading, and you are advised to rely on your own judgment while making investment decision and/or should seek advice from professional investment advisor if you have any doubts.

This document is delivered to intended recipient(s) only and is not permitted to reproduce, retransmit, disseminate, sell, distribute, republish, circulate or commercially exploit the Information in any manner without the prior written consent of INVX.

© Copyright 2022 InnovestX Securities Co., Ltd. All right reserved.

CG Rating 2023 Companies with CG Rating

Companies with Excellent CG Scoring

7UP, AAV, ABM, ACE, ACG, ADB, ADD, ADVANC, AEONTS, AF, AGE, AH, AHC, AIRA, AIT, AJ, AKP, AKR, ALLA, ALT, AMA, AMARIN, AMATA, AMATAV, ANAN, AOT, AP, APCO, APCS, ARIP, ARROW, ASEFA, ASK, ASP, ASW, ATP30, AUCTION, AWC, AYUD, B, BA, BAFS, BAM, BANPU, BAY, BBGI, BBIK, BBL, BC, BCH, BCP, BCPG, BDMS, BEC, BEM, BEYOND, BGC, BGRIM, BH, BIZ, BJC, BJCHI, BKI, BLA, BOL, BPP, BRI, BROOK, BRR, BTS, BTW, BWG, BYD, CBG, CENTEL, CFRESH, CHASE, CHEWA, CHG, CHOW, CIMBT, CIVIL, CK, CKP, CM, CNT, COLOR, COM7, COTTO, CPALL, CPAXT, CPF, CPI, CPL, CPN, CPW, CRC, CRD, CSC, CSS, CV, DCC, DDD, DELTA, DEMCO, DMT, DOHOME, DRT, DUSIT, EA, EASTW, ECF, ECL, EE, EGCO, EPG, ERW, ETC, ETE, FE, FLOYD, FN, FPI, FPT, FSX, FVC, GBX, GC, GCAP, GENCO, GFPT, GGC, GLAND, GLOBAL, GPSC, GRAMMY, GULF, GUNKUL, HANA, HARN, HENG, HMPRO, HPT, HTC, ICC, ICHI, ICN, III, ILINK, ILM, IMH, IND, INET, INTUCH, IP, IRC, IRPC, ITC, ITTEL, IVL, JAS, JTS, KBANK, KCC, KCE, KEX, KKP, KSL, KTB, KTC, KTMS, KUMWEL, KUN, LALIN, LANNA, LH, LHFG, LIT, LOXLEY, LPN, LRH, LST, M, MAJOR, MALEE, MATCH, MBK, MC, M-CHAI, MCOT, MEGA, MFC, MFEC, MILL, MINT, MONO, MOONG, MSC, MST, MTC, MTI, NC, NCH, NCL, NDR, NER, NKI, NOBLE, NRF, NTV, NVD, NWR, NYT, OCC, OISHI¹, ONEE, OR, ORI, OSP, OTO, PAP, PATO, PB, PCSGH, PDG, PDJ, PG, PHOL, PIMO, PJW, PLANB, PLAT, PLUS, PM, POLY, PORT, PPP, PPS, PR9, PRG, PRINC, PRM, PRTR, PSH, PSL, PT, PTC, PTT, PTTEP, PTTGC, Q-CON, QH, QTC, RATCH, RBF, RPH, RS, RT, S, S&J, SA, SABINA, SAK, SAMART, SAMTEL, SAPPE, SAT, SBNEXT, SC, SCB, SCC, SCCC, SCG, SCGP, SCM, SDC, SEAFCO, SEAOIL, SECURE, SELIC, SENA, SENX, SFP², SFT, SGC, SGF, SGP, SHR, SICT, SIRI, SIS, SITHAI, SJWD, SKR, SM, SMPC, SMT, SNC, SNNP, SNP, SO, SPALI, SPC, SPCG, SPI, SPRC, SR, SSC, SSF, SSSC, STA, STC, STEC, STGT, STI, SUC, SUN, SUSCO, SUTHA, SVI, SVT, SYMC, SYNEX, SYNTEC, TACC, TAE, TCAP, TCMC, TEAMG, TEGH, TFG, TFMAMA, TGE, TGH, THANA, THANI, THCOM, THIP, THRE, THREL, TIDLOR, TIPH, TISCO, TK, TKN, TKS, TKT, TLI, TM, TMC, TMD, TMT, TNDT, TNITY, TNL, TNR, TOA, TOG, TOP, TPBI, TPCS, TPIPL, TPIPP, TPS, TQM, TQR, TRT, TRUE, TRV, TSC, TSTE, TSTH, TTA, TTB, TTCL, TTW, TURTLE, TVDH, TVH, TVO, TVT, TWPC, UAC, UBE, UBIS, UKEM, UP, UPF, UPOIC, UV, VCOM, VGI, VIBHA, VIH, VL, WACOAL, WGE, WHA, WHAUP, WICE, WINMED, WINNER, XPG, YUASA, ZEN

Companies with Very Good CG Scoring

2S, A5, AAI, AIE, ALUCON, AMR, APURE, ARIN, AS, ASIA, ASIAN, ASIMAR, ASN, AURA, BR, BSBM, BSRC, BTG, CEN, CGH, CH, CHIC, CI, CIG, CMC, COMAN, CSP, DOD, DPAINT, DV8, EFORL, EKH, ESTAR, EVER, FORTH, FSMART, FTI, GEL, GPI, HEALTH, HUMAN, IFS, INSET, IT, J, JCKH, JDF, JKN, JMART, JUBILE, K, KCAR, KGI, KIAT, KISS, KK, KTIS, KWC, KWM, LDC, LEO, LHK, MACO, METCO, MICRO, MK, MVP, NCAP, NOVA, NTSC, PACO, PIN, PQS, PREB, PRI, PRIME, PROEN, PROS, PROUD, PSTC, PTECH, PYLON, RCL, SALEE, SANKO, SCI, SCN, SE, SE-ED, SFLEX, SINGER, SKN, SONIC, SORKON, SPVI, SSP, SST, STANLY, STP, SUPER, SVOA, SWC, TCC, TEKA, TFM, TMILL, TNP, TPLAS, TPOLY, TRC, TRU, TRUBB, TSE, VRANDA, WAVE, WFX, WIJK, WIN, WP, XO

Companies with Good CG Scoring

24CS, AMANAH, AMARC, AMC, APP, ASAP, BCT, BE8, BIG, BIOTEC, BLESS, BSM, BVG, CAZ, CCET, CHARAN, CHAYO, CHOTI, CITY, CMAN, CMR, CRANE, CWT, DHOUSE, DTCENT, EASON, FNS, FTE, GIFT, GJS, GTB, GTV, GYT, HL, HTECH, HYDRO, IIG, INGRS, INSURE, IRCP, ITD, ITNS, JCK, JMT, JR, JSP, KBS, KGEN, KJL, L&E, LEE, MASTER, MBAX, MEB, MENA, META, MGT, MITSIB, MJD, MOSHI, MUD, NATION, NNCL, NPK, NSL, NV, OGC, PAF, PCC, PEACE, PICO, PK, PL, PLANET, PLE, PMTA, PPM, PRAKIT, PRAPAT, PRECHA, PRIN, PSG, RABBIT, READY, RJH, RSP, RWI, S11, SAAM, SAF, SAMCO, SAWAD, SCAP, SCP, SIAM, SKE, SKY, SMART, SMD, SMIT, SOLAR, SPA, STECH, STPI, SVR, TC, TCCC³, TEAM, TFI, TIGER, TITLE, TKC, TMI, TNH, TPA, TPAC, TRITN, UBA, UMI, UMS, UTP, VARO, VPO, W, WARRIX, WORK, WPH, YONG, ZIGA

Corporate Governance Report

The material contained in this publication is for general information only and is not intended as advice on any of the matters discussed herein. Readers and others should perform their own independent analysis as to the accuracy or completeness or legality of such information. The Thai Institute of Directors, its officers, the authors and editor make no representation or warranty as to the accuracy, completeness or legality of any of the information contained herein. By accepting this document, each recipient agrees that the Thai Institute of Directors Association, its officers, the authors and editor shall not have any liability for any information contained in, or for any omission from, this publication.

The survey result is as of the date appearing in the Corporate Governance Report of Thai Listed Companies. As a result, the survey result may be changed after that date. InnovestX Securities Company Limited does not conform nor certify the accuracy of such survey result.

To recognize well performers, the list of companies attaining "Good", "Very Good" and "Excellent" levels of recognition (Not including listed companies qualified in the "no announcement of the results" clause from 1 January 2022 to 31 October 2023) is publicized.

¹OISHI was voluntarily delisted from the Stock Exchange of Thailand, effectively on September 6, 2023

²SFP was voluntarily delisted from the Stock Exchange of Thailand, effectively on July 19, 2023

³TCCC was voluntarily delisted from the Stock Exchange of Thailand effectively on August 25, 2023

Anti-corruption Progress Indicator

Certified (ได้คุ้มครอง)

2S, AAI, ADVANC, AE, AF, AH, AI, AIE, AIRA, AJ, AKP, AMA, AMANAH, AMATA, AMATAV, AP, APCS, AS, ASIAN, ASK, ASP, AWC, AYUD, B, BAFS, BAM, BANPU, BAY, BBGI, BBL, BCH, BCP, BCPG, BE8, BEC, BEYOND, BGC, BGRIM, BLA, BPP, BRR, BSBM, BTC, BTS, BWG, CEN, CENTEL, CFRESH, CGH, CHEWA, CHOTI, CHOW, CIG, CIMBT, CM, CMC, COM7, CPALL, CPAXT, CPF, CPI, CPL, CPN, CPW, CRC, CSC, DCC, DELTA, DEMCO, DIMET, DOHOME, DRT, DUSIT, EA, EASTW, ECF, EGCO, EP, EPG, ERW, ESTAR, ETC, ETE, FNS, FPI, FPT, FSMART, FTE, GBX, GC, GCAP, GEL, GFPT, GGC, GJS, GPI, GPSC, GSTEEL, GULF, GUNKUL, HANA, HARN, HENG, HMPRO, HTC, ICC, ICHI, IFS, III, ILINK, ILM, INET, INOX, INSURE, INTUCH, IRPC, ITTEL, IVL, JAS, JKN, JR, JTS, KASET, KBANK, KBS, KCAR, KCE, KGEN, KGI, KKP, KSL, KTB, KTC, L&E, LANNA, LHFG, LHK, LPN, LRH, M, MAJOR, MALEE, MATCH, MBAX, MBK, MC, MCOT, META, MFC, MFEC, MILL, MINT, MONO, MOONG, MSC, MST, MTC, MTI, NATION, NCAP, NEP, NKI, NOBLE, NRF, NWR, OCC, OGC, OR, ORI, PAP, PATO, PB, PCSGH, PDG, PDJ, PG, PHOL, PIMO, PK, PL, PLANB, PLANET, PLAT, PM, PPP, PPM, PPS, PR9, PREB, PRG, PRINC, PRM, PROS, PSH, PSL, PSTC, PT, PTECH, PTG, PTT, PTTEP, PTTGC, PYLON, Q-CON, QH, QLT, QTC, RABBIT, RATCH, RML, RS, RWI, S&J, SAAM, SABINA, SAK, SAPPE, SAT, SC, SCC, SCCC, SCG, SCGP, SCM, SCN, SEAOIL, SE-ED, SELIC, SENA, SGC, SGP, SIRI, SITHAI, SKR, SMIT, SMK, SMPC, SNC, SNP, SORKON, SPACK, SPALI, SPC, SPI, SPRC, SRICHA, SSF, SSP, SSSC, SST, STA, STGT, STOWER, SUSCO, SVI, SYMC, SYNTEC, TAE, TAKUNI, TASCOC, TCAP, TCMC, TFG, TFI, TFMAMA, TGE, TGH, THANI, THCOM, THIP, THRE, THREL, TIDLOR, TIPCO, TISCO, TKS, TKT, TMD, TMILL, TMT, TNITY, TNL, TNP, TNR, TOG, TOP, TOPP, TPA, TPCS, TRT, TRU, TSC, TSI, TSTE, TSTH, TTA, TTB, TTCL, TU, TVDH, TVO, TWPC, UBE, UBIS, UEC, UKEM, UOBKH, UV, VCOM, VGI, VIH, WACOAL, WHA, WHAUP, WICE, WIJK, XO, YUASA, ZEN, ZIGA

Declared (ได้จดทะเบียน)

ACE, ADB, ALT, AMC, ASW, BLAND, BTG, BYD, CAZ, CBG, CV, DEXON, DMT, EKH, FSX, GLOBAL, GREEN, ICN, IHL, ITC, J, JMART, JMT, LEO, LH, MENA, MITSIB, MODERN, NER, NEX, OSP, PEER, PLUS, POLY, PQS, PRIME, PROEN, PRTR, RBF, RT, SA, SANKO, SCB, SENX, SFLEX, SIS, SKE, SM, SVOA, TBN, TEGH, TIPH, TKN, TPAC, TPLAS, TQM, TRUE, W, WPH, XPG

N/A

24CS, 3K-BAT, A, A5, AAV, ABM, ACAP, ACC, ACG, ADD, ADVICE, AEONTS, AFC, AGE, AHC, AIT, AJA, AKR, AKS, ALL, ALLA, ALPHAX, ALUCON, AMARC, AMARIN, AMR, ANAN, ANI, AOT, APCO, APEX, APO, APP, APURE, AQUA, ARIN, ARIP, ARROW, ASAP, ASEFA, ASIA, ASIMAR, ASN, ATP30, AU, AUCTION, AURA, B52, BA, BBIK, BC, BCT, BDMS, BEAUTY, BEM, BGT, BH, BIG, BIOTEC, BIS, BIZ, BJC, BJCHI, BKD, BKGI, BKIH, BLC, BLESS, BLISS, BM, BOL, BPS, BR, BRI, BROCK, BSM, BSRC, BTNC, BTW, BUI, BVG, CCET, CCP, CEYE, CFARM, CGD, CH, CHAO, CHARAN, CHASE, CHAYO, CHG, CHICE, CHO, CI, CITY, CIVIL, CK, CKP, CMAN, CMO, CMR, CNT, COCOCO, COLOR, COMAN, CPANEL, CPH, CPR, CPT, CRANE, CRD, CREDIT, CSP, CSR, CSS, CTV, CWT, D, DCON, DDD, DHOUSE, DITTO, DOD, DPAINT, DTCENT, DTCL, DV8, EASON, ECL, EE, EFORL, EMC, ETL, EURO, EVER, F&D, FANCY, FE, FLOYD, FM, FMT, FN, FORTH, FTI, FVC, GABLE, GENCO, GFC, GIFT, GL, GLAND, GLOCON, GLORY, GRAMMY, GRAND, GSC, GTB, GTV, GYT, HEALTH, HFT, HL, HPT, HTECH, HUMAN, HYDRO, I2, IIG, IMH, IND, INGRS, INSET, IP, IRC, IRCP, IT, ITD, ITNS, ITTHI, JAK, JCK, JCKH, JCT, JDF, JPARK, JSP, JUBILE, K, KAMART, KC, KCC, KCG, KCM, KDH, KEX, KIAT, KISS, KJL, KK, KKC, KLINIQ, KOOL, KTIS, KTMS, KUMWEL, KUN, KWC, KWI, KWM, KYE, LALIN, LDC, LEE, LIT, LOXLEY, LPH, LST, LTS, MAGURO, MANRIN, MASTER, MATI, MCA, M-CHAI, MCS, MDX, MEB, MEGA, METCO, MGC, MGI, MGT, MICRO, MIDA, MJD, MK, ML, MORE, MOSHI, MTW, MUD, MVP, NAM, NAT, NC, NCH, NCL, NCP, NDR, NEO, NETBAY, NEW, NEWS, NFC, NL, NNCL, NOK, NOVA, NPK, NSL, NTSC, NTV, NUSA, NV, NVD, NYT, OHTL, ONEE, ORN, PACO, PAF, PANEL, PCC, PEACE, PERM, PF, PHG, PICO, PIN, PJW, PLE, PLT, PMTA, POLAR, PORT, PPM, PRAKIT, PRAPAT, PRECHA, PRI, PRIN, PRO, PROUD, PSG, PSP, PTC, PTL, QTGC, RAM, RCL, READY, RICHY, RJH, ROCK, ROCTEC, ROH, ROJNA, RP, RPC, RPH, RSP, S, S11, SABUY, SAF, SAFARI, SAFE, SALEE, SAM, SAMART, SAMCO, SAMTEL, SAUCE, SAV, SAWAD, SAWANG, SBNEXT, SCAP, SCGD, SCI, SCL, SCP, SDC, SE, SEAFCO, SECURE, SFT, SGF, SHANG, SHR, SIAM, SICT, SIMAT, SINGER, SINO, SISB, SJWD, SK, SKN, SKY, SLM, SLP, SMART, SMD, SMT, SNNP, SO, SOLAR, SONIC, SPA, SPCG, SPG, SPREME, SPVI, SQ, SR, SRS, SSC, STANLY, STARK, STC, STEC, STECH, STHAI, STI, STP, STPI, STX, SUC, SUN, SUPER, SUTHA, SVR, SVT, SWC, SYNEX, TACC, TAN, TAPAC, TC, TCC, TCJ, TCOAT, TEAM, TEAMG, TEKA, TERA, TFM, TGPRO, TH, THAI, THANA, THE, THG, THMU, TIGER, TITLE, TK, TKC, TLI, TM, TMC, TMI, TMC, TNDT, TNH, TNIP, TOA, TPBI, TPCH, TPIPL, TPIPP, TPL, TPOLY, TPP, TQS, TQR, TR, TRC, TRITN, TRP, TRUBB, TRV, TSE, TTI, TTT, TTW, TURTLE, TVH, TVT, TWP, TWZ, TYCN, UAC, UBA, UMI, UMS, UNIQ, UP, UPF, UPOIC, UREKA, UTP, UVAN, VARO, VIBHA, VL, VNG, VPO, VRANDA, WARRIX, WAVE, WELL, WFX, WGE, WIN, WINDOW, WINMED, WINNER, WORK, WORLD, WP, YGG, YONG, ZAA

Explanations

Companies participating in Thailand's Private Sector Collective Action Coalition Against Corruption programme (Thai CAC) under Thai Institute of Directors (as of November 1, 2023) are categorised into: companies that have declared their intention to join CAC, and companies certified by CAC.