

สวัสดี ตอนเช้า

Market today



Domestic and external pressure

The SET is expected to face pressure from external factors – worries the US will go into recession – as well as continued local political uncertainty, with the verdict on the dissolution of the Move Forward Party on Aug 7. The index is expected to continue to fall, with next supports at 1305 and 1300; the upper bound is limited at resistances of 1318 and 1325.

Today's highlights



- US nonfarm payrolls in July increased by 114,000 jobs, lower than expected. The unemployment rate rose to 4.3%, the highest since October 2021, raising concerns about labour market weakness and recession risks.
- China's Ministry of Finance plans to issue a special long-term government bond worth 35bn yuan on August 9, as part of its proactive fiscal policy to boost market confidence.
- Hezbollah in Lebanon claims the conflict with Israel has entered a new phase, indicating escalating tensions in the Middle East.
- Nvidia reports design flaws may delay the launch of new AI chips by more than 3 months, affecting major customers like Meta, Google, and Microsoft, with potential losses in the billions of dollars.
- The BoT is expected to announce an extension of the minimum payment requirement for credit cards at 8% for another year, aiming to help vulnerable groups. It also plans to introduce incentives for early debt repayment and extend the debt closure period from 5 to 7 years.
- Thailand's fuel consumption in the first half of 2024 decreased by 0.05%YoY. Fuel oil, NGV, and gasoline usage dropped, while commercial aviation fuel, LPG and diesel consumption rose.
- The Ministry of Commerce reports that transportation costs have risen to 13.8% of GDP. It plans to discuss improving logistics business databases with public and private sectors to help reduce costs and increase competitiveness.

Strategy today



In the short term, the SET is expected to decline followed world equity markets on worries over a US recession, while waiting for clearer political picture at home and uncertainties in the Middle East plus the technology war, which may escalate and impact investments. However, the SET may decline less than world markets as it begins to see 2Q24 earnings announced showing earnings recovery. The index is also expected to benefit from fund flows returning to emerging markets. Our strategy is "selective buy".

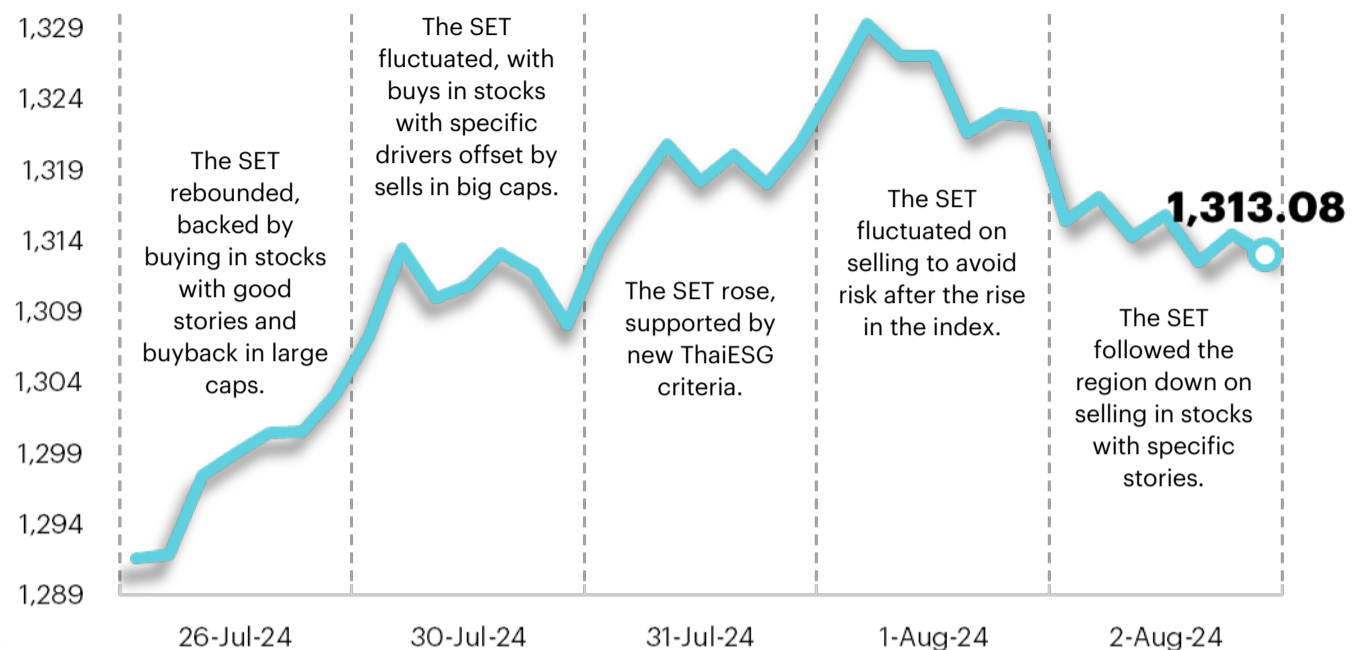
InnovestX Research

Daily report

Monday, August 5, 2024

Support - Resistances

1305/1300 – 1318/1325



Trading today



The Thai capital market is expected to decline on concerns about a US recession but the fall may be less steep than global markets since 2Q24 earnings are expected to show improvement plus more fund flows are expected into emerging markets. We recommend "Selective Buy" with four main themes:

- 1) Earnings plays: 2Q24 profit to grow YoY and valuations are not expensive – ADVANC, TU, CPAXT, BTG, CBG, BCP, GPSC and AU.
- 2) Stocks expected to benefit from the adjustment of ThaiESG conditions that will raise the maximum tax reduction to Bt300,000 and reduce the holding period to 5 years – ADVANC, AOT, CPALL, BDMS, BBL, KTB and GULF.
- 3) Stocks expected to benefit from short covering after the uptick rule started on July 1, also with strong fundamentals with SETESG Ratings between AAA and A – DELTA, TOP, BEM and AOT
- 4) Brent price has recovered as there continues to be attacks on cargo ships in the Red Sea and attacks on energy infrastructure in Russia, although the Middle East conflicts remain fairly contained. We expect the price to be at US\$80-90/bbl. Oil stocks are good as a hedge against risk. For high-risk takers, we recommend an upstream oil stock – PTTEP.

Daily top picks



CPALL: 2Q24 net profit is expected at Bt5.8bn, growing 31%YoY and outperforming its Commerce sector, supported by higher sales and margin and higher contribution from CPAXT. 2H24 profit is expected to grow YoY and continue to outperform peers on growth in the CVS business and CPAXT. Recommend to buy at not higher than Bt57.00/share.

TRUE: 2Q24 core profit was reported Bt2.1bn, beating expectations, and core profit is expected to continue growing in 3Q24 both YoY and QoQ, backed by continued cost reduction. Strong profit momentum and a favourable industry outlook are expected to support stock price. A correction is seen to be an opportunity for speculation. Recommend to buy at not higher than Bt9.25/share.



InnovestX



@Innovestx



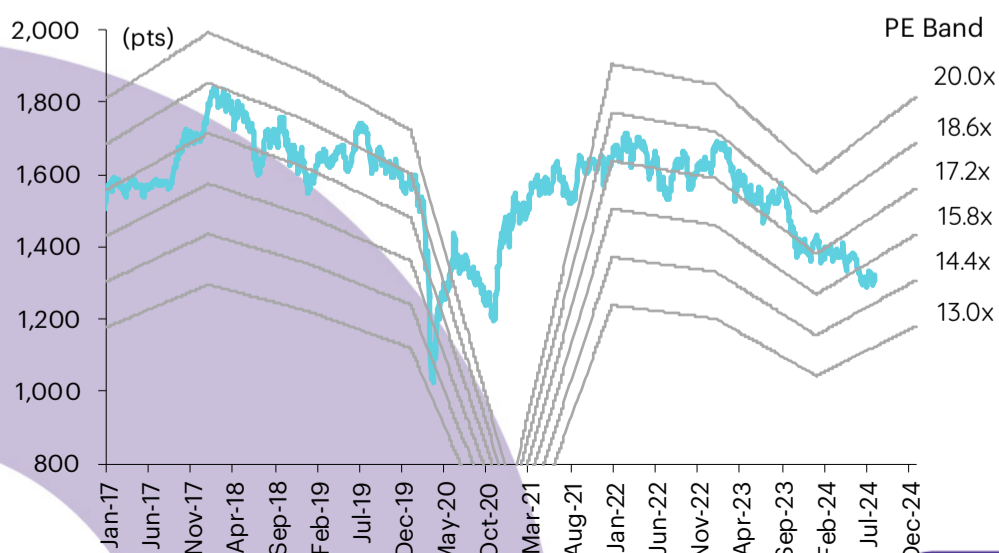
Today's reports

- Finance** – BoT relaxes credit card payment rules
- KTB (High conviction)** – Recovering and asset quality risk low
- TRUE (High conviction)** – Huge 2Q24 beat shows success
- PTT** – Preview 2Q24F: Profit to recover QoQ

What to watch

Date	Event
5 Aug	Economic release: JP/EU – Final services PMI for Jul EU – PPI for Jun US – ISM services PMI for Jul TH – CPI for Jul
6 Aug	Economic release: JP – Household spending for Jun EU – Retail sales for Jul US – Trade balance for Jun
7 Aug	Economic release: US – Crude oil inventories
8 Aug	Economic release: US – Unemployment claims CN – Trade balance for Jul
9 Aug	Economic release: CN – CPI and PPI for Jul

SET Index movement



Daily report Monday, August 5, 2024

SET Index series

Index	2 Aug (pts)	Chg (pts)	Chg (%)	Value (Btmn)
SET	1,313.08	(9.67)	(0.73)	34,650.56
SET50	827.63	(5.19)	(0.62)	24,533.92
SET100	1,801.53	(13.53)	(0.75)	29,782.02
sSET	767.44	(9.39)	(1.21)	1,248.05
SETCLMV	764.19	(9.42)	(1.22)	17,139.22
SETHD	1,089.33	(2.29)	(0.21)	9,973.61
SETESG	833.06	(5.86)	(0.70)	25,092.19
SETWB	771.46	(11.61)	(1.48)	7,735.76
mai	322.56	(5.47)	(1.67)	920.58

Trading summary by investor type

(Btmn)	2 Aug	WTD	MTD	YTD
Foreign				
Net	(1,843)	(1,647)	(2,049)	(120,833)
Breakdown (%)	49.91	53.32	48.78	53.17
Institution				
Net	(228)	(721)	190	1,801
Breakdown (%)	12.19	11.63	11.80	9.33
PropTrade				
Net	(378)	373	(237)	(1,716)
Breakdown (%)	7.25	6.34	6.89	6.70
Individual				
Net	2,449	13,691	2,095	120,747
Breakdown (%)	30.66	28.71	32.54	30.80

S50 futures trading by foreign investors

(Contract)	2-Aug	WTD	MTD	YTD
Foreign	(28,315)	28,117	(18,456)	43,426
Institution	5,231	8,687	11,667	(6,163)
Customer	23,084	(36,804)	6,789	(37,263)

Bond trading by foreign investors

(Btmn)	2-Aug	WTD	MTD	YTD
Buy	10,664	40,702	22,200	510,830
Sell	3,871	18,155	7,449	514,248
Net	6,794	22,547	14,751	(3,418)

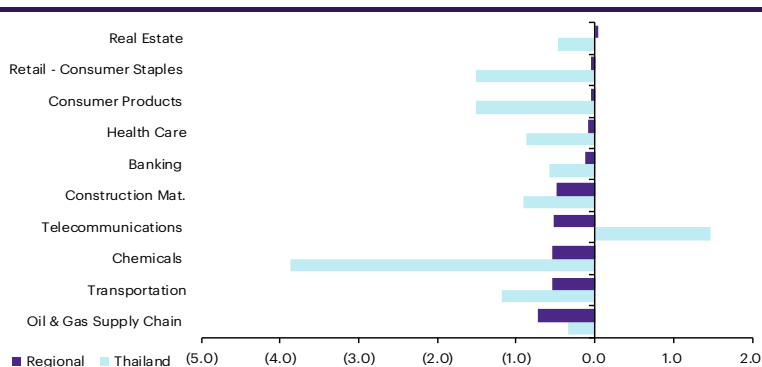
Market update

Global market movement

	2-Aug	Index	Chg (pts)	Performance (%)				PE (x)		EPS gth (%)		PBV (x)		ROE (%)	
				1D	WTD	MTD	YTD	24F	25F	24F	25F	24F	25F	24F	25F
S&P 500		5,347	(100.12)	(1.8)	(2.1)	(3.2)	12.1	21.9	19.3	10.1	13.7	4.5	4.0	18.5	19.6
Euro Stoxx 600		498	(13.98)	(2.7)	(2.9)	(3.9)	3.9	13.8	12.8	(3.6)	8.5	1.9	1.8	12.8	13.3
Japan		35,910	(2,216.63)	(5.8)	(4.7)	(8.2)	7.3	20.1	18.0	38.9	11.3	1.9	1.8	9.2	9.9
Hang Seng		16,946	(359.45)	(2.1)	(0.4)	(2.3)	(0.6)	8.4	7.8	7.8	6.9	0.9	0.9	10.6	10.4
MSCI Asia x J		678	(17.56)	(2.5)	(0.9)	(2.1)	5.7	13.5	11.6	25.3	16.1	1.6	1.5	11.5	12.3
Philippines		6,605	(88.53)	(1.3)	(1.8)	(0.2)	2.4	11.2	10.0	17.9	11.8	1.4	1.3	12.9	12.8
Indonesia		7,308	(17.86)	(0.2)	0.3	0.7	0.5	13.8	10.9	37.0	27.6	1.9	1.7	13.6	13.6
Malaysia		1,611	(13.20)	(0.8)	(0.1)	(0.9)	10.8	14.8	13.6	(1.2)	8.8	1.4	1.3	9.3	9.7
Thailand		1,313	(9.67)	(0.7)	0.4	(0.6)	(7.3)	14.4	12.9	13.3	12.2	1.3	1.2	9.0	9.6
Asean 4 - simple avg.				(0.8)	(0.3)	(0.2)	1.6	13.6	11.8	16.8	15.1	1.5	1.4	11.2	11.4
China		2,905	(27.05)	(0.9)	0.5	(1.1)	(2.3)	11.2	10.2	18.2	10.2	1.2	1.1	10.5	10.5
India		80,982	(885.60)	(1.1)	(0.4)	(0.9)	12.1	23.1	19.9	20.8	16.1	3.6	3.2	15.1	15.7
Singapore		3,381	(38.39)	(1.1)	(1.3)	(2.2)	4.4	10.8	10.5	5.7	3.1	1.1	1.1	10.0	10.1
Taiwan		21,638	(1,004.01)	(4.4)	(2.2)	(2.5)	20.7	18.2	15.6	39.2	16.7	2.6	2.5	14.5	15.9
Korea		2,676	(101.49)	(3.7)	(2.0)	(3.4)	0.8	10.3	8.1	70.3	27.1	1.0	0.9	9.5	11.0
Others				(2.2)	(1.1)	(2.0)	7.1	14.7	12.9	30.9	14.6	1.9	1.7	11.9	12.6

Regional sector movement

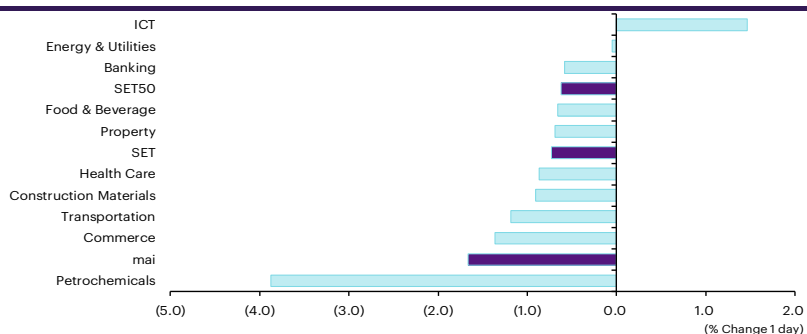
	Price performance (%) ⁺			
	2-Aug	WoW	MoM	YTD
Banking	(0.13)	0.88	1.46	2.36
Chemicals	(0.54)	1.66	(1.10)	(6.89)
Construction Mat.	(0.48)	0.85	2.51	1.72
Consumer Products	(0.05)	1.14	(1.52)	(10.24)
Health Care	(0.09)	1.00	1.57	(7.59)
Oil & Gas Supply Chain	(0.72)	1.54	(0.29)	(2.87)
Real Estate	0.04	(0.46)	(1.39)	3.25
Retail - Consumer Staples	(0.05)	1.14	(1.52)	(10.24)
Telecommunications	(0.52)	1.02	2.39	(4.97)
Transportation	(0.55)	1.75	4.25	4.50



⁺ Regional sector price performances (%) are based on US\$ and Thai sector price performances (%) are based on baht

Thailand sector movement

	Price performance (%)			
	2-Aug	WoW	MTD	YTD
Banking	(0.58)	0.01	(0.87)	(7.78)
Commerce	(1.36)	(0.53)	(1.62)	(7.15)
Construction Materials	(0.91)	(2.67)	(1.21)	(22.79)
Energy & Utilities	(0.05)	1.26	0.74	(11.84)
Food & Beverage	(0.66)	(1.70)	(1.89)	(2.55)
Health Care	(0.87)	(1.93)	(1.34)	(7.90)
ICT	1.47	3.19	0.94	13.56
Petrochemicals	(3.88)	(2.32)	(3.09)	(28.01)
Property	(0.69)	(1.58)	(0.74)	(15.87)
Transportation	(1.19)	(2.20)	(1.10)	(7.26)
SET	(0.73)	0.45	(0.59)	(7.26)
SET50	(0.62)	0.77	(0.51)	(5.44)
MAI	(1.67)	(1.71)	(2.14)	(21.63)



10 Most active stocks by value

Stock	Price (Bt)	Value (Btmn)	Chg (%)
GULF	48.25	2,077.44	1.05
ADVANC	238.00	1,836.56	2.15
DELTA	101.00	1,785.71	(2.42)
INTUCH	82.75	1,189.08	1.22
AOT	56.00	958.49	(0.88)
PTT	32.00	930.31	0.79
TRUE	9.40	923.42	2.73
KBANK	133.00	898.72	-
MINT	28.00	877.30	(3.45)
PTTEP	149.50	875.89	(0.99)

Top 10 gainers

Stock	Price (Bt)	Value (Btmn)	Chg (%)
B	0.09	0.05	12.50
GRAND	0.09	0.03	12.50
TPOLY	1.19	62.42	12.26
FN	1.17	19.86	10.38
TRITN	0.14	0.77	7.69
CNT	1.16	6.78	7.41
MATCH	1.47	0.00	6.52
NEP	0.20	0.03	5.26
THE	1.01	0.38	5.21
TNPC	1.02	0.01	5.15

Top 10 losers

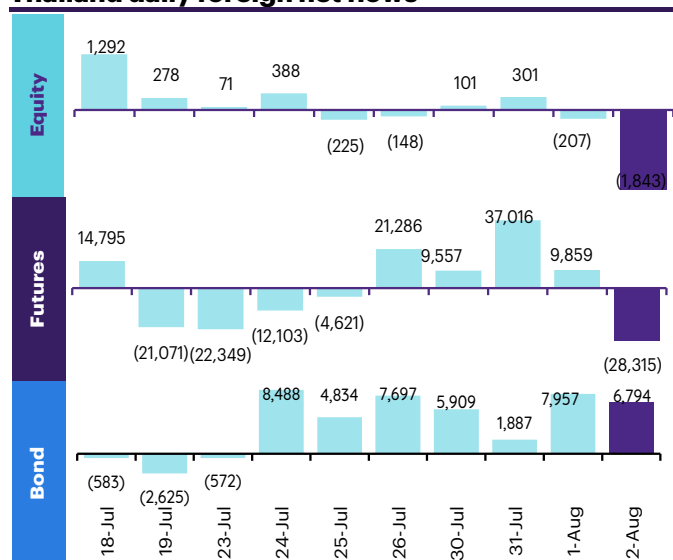
Stock	Price (Bt)	Value (Btmn)	Chg (%)
SDC	0.02	0.03	(33.33)
TFI	0.07	0.05	(12.50)
TRC	0.08	1.66	(11.11)
NFC	1.30	0.27	(10.96)
GEL	0.09	0.06	(10.00)
MILL	0.10	0.04	(9.09)
TPP	12.50	0.24	(8.76)
BYD	0.83	36.01	(7.78)
OCC	9.15	0.30	(6.63)
DDD	10.20	1.79	(6.42)

Fund flow monitor

Regional foreign fund flows to equity

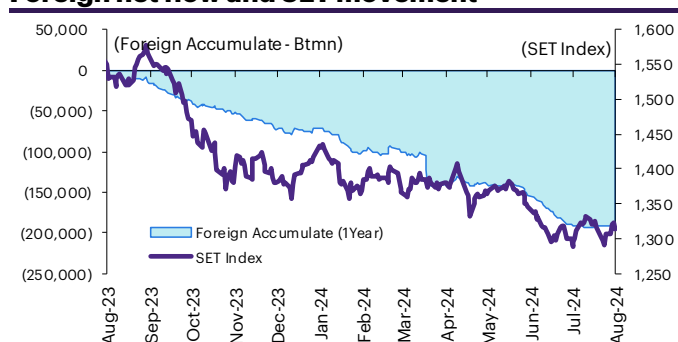
(US\$ Mn)	Thailand	Indonesia	Philippines	Malaysia	Vietnam	India	Taiwan	South Korea	Japan
Daily									
2-Aug-24	(52)	29	(3)		30		(2,974)	(732)	
1-Aug-24	(6)	55	(1)	2	2	218	895	346	
31-Jul-24	8	130	(0)	26	(27)	(341)	(701)	66	
30-Jul-24	3	(54)	(10)	6	(12)	(342)	(741)	(248)	
29-Jul-24		11	(9)	(4)	(9)	(326)	(117)	397	
Weekly									
WTD	(47)	171	(23)	31	(16)	(791)	(3,638)	(171)	(4,361)
26-Jul-24	2	20	23	(91)	17	641	(2,559)	(734)	(4,361)
19-Jul-24	49	47	48	159	(31)	1,420	(5,401)	(625)	(311)
12-Jul-24	(87)	97	4	102	(177)	1,148	(2,395)	1,079	1,443
5-Jul-24	(23)	161	4	84	(91)	1,147	351	1,305	3,756
Monthly									
MTD	(58)	84	(4)	2	32	218	(2,079)	(386)	0
Jul-24	(47)	411	60	282	(330)	3,347	(11,562)	1,240	527
Jun-24	(950)	(92)	(104)	(13)	(652)	3,111	1,773	3,821	(1,086)
May-24	(455)	(881)	(174)	314	(613)	(3,023)	2,708	(676)	9,910
YTD	(3,336)	69	(471)	112	(2,364)	3,915	(9,260)	17,982	39,563

Thailand daily foreign net flows

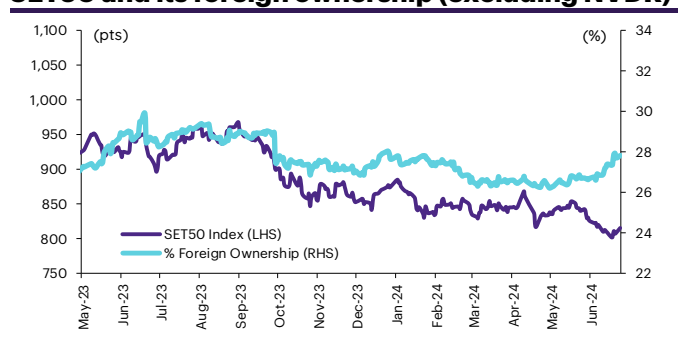


	Equity (Btmn)	SET50 futures (Contract)	Bond (Btmn)*
Daily			
2-Aug-24	(1,843)	(28,315)	(4,639)
Weekly			
WTD	(1,647)	28,117	4,702
26-Jul-24	86	(17,787)	(2,873)
19-Jul-24	1,755	7,943	1,328
12-Jul-24	(3,150)	71,191	11,728
5-Jul-24	(845)	53,946	8,730
Monthly			
MTD	(2,049)	(18,456)	(3,007)
Jul-24	(1,752)	161,866	26,623
Jun-24	(34,872)	(72,813)	(11,795)
May-24	(16,747)	(52,734)	(8,608)
Quarterly			
QTD	(3,801)	143,410	23,615
2Q24	(47,705)	(105,911)	(16,982)
1Q24	(69,326)	5,927	937
4Q23	(35,319)	73,626	13,162
3Q23	(50,031)	(123,844)	(22,416)
YTD			
2023	(192,490)	(243,096)	(47,380)
2022	202,694	120,161	24,462

Foreign net flow and SET movement



SET50 and its foreign ownership (excluding NVDR)



Foreign buy/sell activity monitor

Most foreign holding value change

	Fgn hld (%)	Δ Fgn (M.shares)	Buy* (Btmn)
ADVANC	37.02	1.75	416
GULF	36.54	6.68	322
KBANK	42.93	1.29	172
AP	20.39	8.48	68
BANPU	7.56	5.19	25
BGRIM	40.02	1.11	25
INTUCH	29.69	0.25	21
DELTA	93.93	0.20	20
KKP	10.11	0.39	15
RATCH	2.63	0.55	15

	Fgn hld (%)	Δ Fgn (M.shares)	Sell* (Btmn)
AOT	7.02	(9.26)	(519)
BBL	25.71	(2.48)	(334)
CPALL	25.43	(5.37)	(309)
TISCO	33.26	(2.33)	(215)
PTTEP	12.99	(1.10)	(165)
TOP	19.89	(2.55)	(132)
MINT	30.91	(4.36)	(122)
BH	30.75	(0.46)	(113)
BDMS	25.49	(3.98)	(103)
SCC	9.58	(0.34)	(75)

Top-5 NVDR net buy/sell

	Buy* (Btmn)	Sell* (Btmn)
DELTA	333	(304)
TRUE	234	(202)
CPF	195	(150)
PTTGC	123	(150)
MINT	95	(118)
TOP	64	(104)
CRC	48	(75)
CENTEL	33	(73)
SIRI	30	(69)
KTB	28	(67)

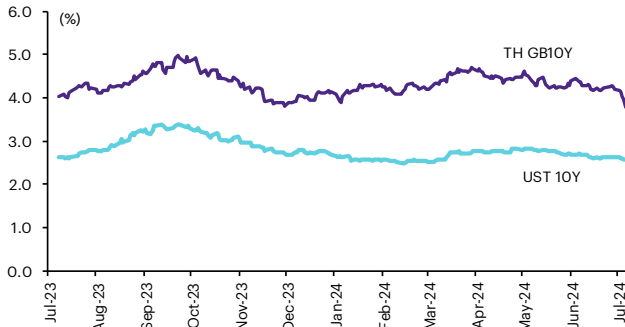
* InnovestX Research estimates

Multi-asset price update

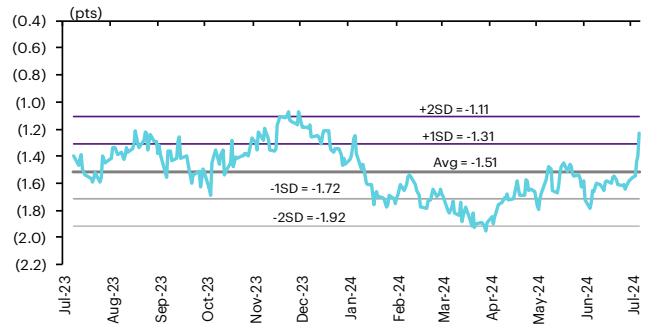
Key indicator update

	Close	2-Aug	WoW	MoM	YoY	YTD
Financial market condition						
VIX Index	23.39	25.82	42.71	93.47	46.92	87.87
Europe CDS (bps)	62.59	3.94	8.29	8.09	-9.41	4.01
LIBOR OIS Spread (bps)	0.00	0.00	0.00	0.00	-24.25	0.00
TED Spread (bps)	0.33	7.78	10.26	13.61	9.71	6.89
Exchange rate						
Dollar Index	103.22	-1.07	-1.06	-2.01	0.73	1.82
USD/THB	35.23	-0.76	-1.99	-3.93	2.57	2.50
EUR/USD	1.09	1.10	0.51	1.17	-0.32	-1.15
USD/JPY	146.52	-1.86	-4.68	-9.33	2.80	3.92
Bond: (Change in basis points)						
TH Gov Bond 2Y	0.02	-2.83	-5.56	-8.19	1.29	-6.68
TH Gov Bond 10Y	0.03	-1.97	-5.53	-14.24	-7.56	-13.64
US Gov Bond 2Y	0.04	-25.00	-49.32	-82.00	-101.19	-37.02
US Gov Bond 10Y	0.04	-17.24	-40.75	-56.84	-37.68	-9.43
Commodities						
CRB Index	531.40	-0.71	-0.38	-1.79	-4.74	4.13
Gold (US\$/oz)	2442.08	-0.13	2.29	3.66	26.32	18.39
Gross Refining Margin (US\$/bbl)	4.96	-2.17	2.48	17.81	-58.84	-21.14
Dubai Crude (US\$/bbl)	83.83	0.00	-0.06	3.81	-2.73	8.40
NYMEX Crude (US\$/bbl)	73.52	-3.66	-4.72	-12.35	-9.85	51.78
Baltic Dry Index (pts)	1675.00	0.42	-7.36	-18.85	48.49	-20.01

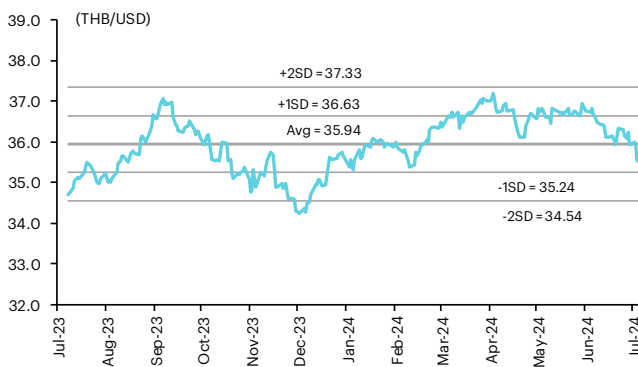
Thai and US 10-year government bond yield



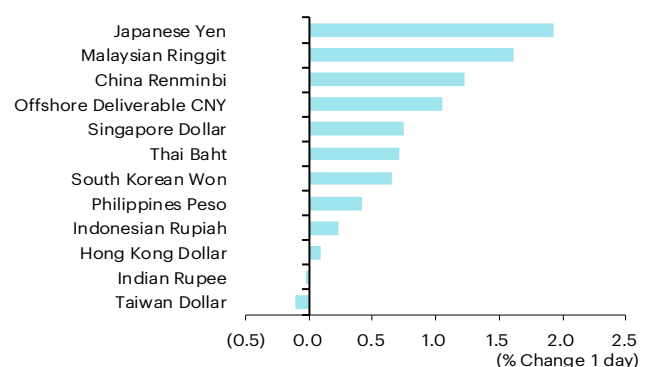
Thai and US 10-year government bond spread



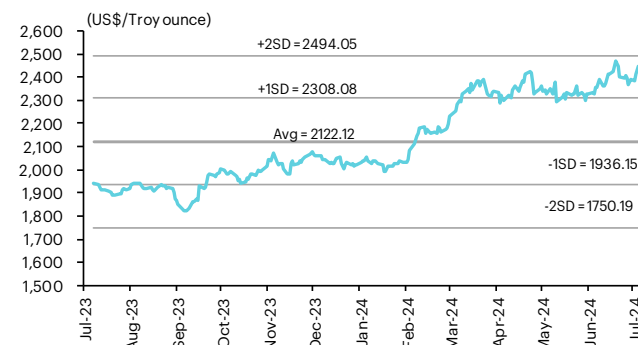
THB/USD exchange rate



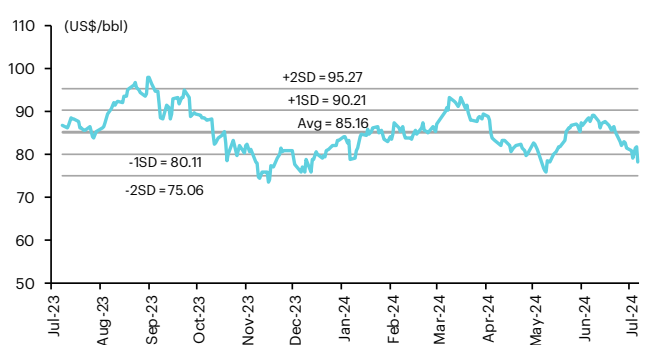
Regional foreign exchange rate spot return



Gold



Brent crude



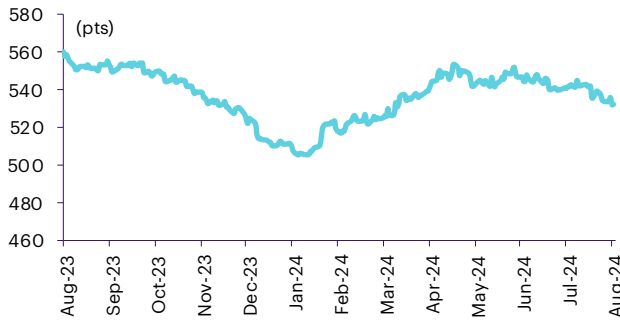
Commodities daily price update

	As of 2-Aug-24	-1W %	Avg. Price QTD in 3Q24	% QoQ	% YoY	Avg. Price in '23	% YoY	Avg. Price in '24	% YoY	Update
CRB Index	531.59	(0.7)	538.54	(1.2)	(3.0)	546.31	(7.81)	533.97	(2.3)	Daily
Energy Prices										
Crude Oil - Dubai (US\$/bbl)	79.51	0.0	83.63	(1.7)	(3.6)	81.93	(15.62)	83.35	1.7	Daily
Brent Crude (US\$/bbl)	78.21	(5.5)	84.87	0.0	(2.1)	82.60	(18.40)	84.09	1.8	Daily
West Texas Int. Cushing (US\$/bbl)	73.52	(7.6)	80.35	(0.6)	(7.3)	77.59	(17.93)	79.13	2.0	Daily
Crude Oil - Asia-Pacific Tapis Oil Spot (US\$/bbl)	82.03	1.4	84.67	(4.8)	(2.3)	86.52	(19.56)	87.13	0.7	Daily
Natural Gas Henry Hub (US\$/mmBTU)	1.98	(4.9)	2.23	(16.4)	(33.3)	3.34	(17.56)	2.55	(23.7)	Daily
Coal Price NEX (US\$/MT)	141.47	3.8	135.20	(1.1)	(1.6)	178.13	(51.19)	133.40	(25.1)	Friday
Oil Product Prices and Gross Refinery Margin										
Gas Oil 500 ppm Sulfur Singapore (US\$/bbl)	95.37	(1.2)	99.06	1.6	(11.2)	103.11	(21.20)	99.32	(3.7)	Daily
Gas Oil - Dubai (US\$/bbl)	15.86	(6.9)	15.43	24.1	(38.0)	21.18	(37.25)	15.97	(24.6)	Daily
Gasoline, 92 RON Spot (US\$/bbl)	95.37	6.6	99.06	1.6	(11.2)	103.11	(21.20)	99.32	(3.7)	Daily
Gasoline - Dubai (US\$/bbl)	15.86	59.0	15.43	24.1	(38.0)	21.18	(37.25)	15.97	(24.6)	Daily
Fuel Oil 180 Singapore Spot (US\$/bbl)	72.51	(3.7)	77.71	(20.3)	(2.0)	70.05	(12.98)	74.71	6.7	Daily
Fuel Oil - Dubai (US\$/bbl)	(7.00)	67.4	(5.92)	(11.7)	(20.3)	-11.88	(28.43)	(8.64)	(27.3)	Daily
Jet Kerosene - Spot Price (US\$/bbl)	94.51	(1.1)	98.17	(0.5)	(12.8)	105.01	(16.72)	100.20	(4.6)	Daily
Jet Kerosene - Dubai (US\$/bbl)	15.00	(6.9)	14.54	7.5	(43.9)	23.08	(20.38)	16.84	(27.0)	Daily
SG Refinery Margin (US\$/bbl)	4.96	2.5	4.33	24.5	(54.7)	6.86	95.65	5.21	-24.066	Daily
Olefins Product Prices and Spread										
Ethylene, FOB Japan Spot (US\$/MT)	825	0.0	823	(0.6)	4.6	835	(16.61)	862	3.2	Tuesday
Ethylene Spread (US\$/MT)	151	2.1	129	422.1	(5.0)	181	(33.22)	174	(3.8)	Daily
Propylene, FOB Japan Spot (US\$/MT)	850	0.0	843	1.4	4.9	848	(14.27)	829	(2.3)	Tuesday
Propylene Spread (US\$/MT)	176	1.8	148	2.7	(2.4)	195	(24.99)	142	(27.2)	Daily
Naphtha - Singapore Spot FOB (US\$/MT)	674	(0.5)	694	1.1	6.6	654	(10.45)	688	5.2	Daily
Polyolefins Prices and Spread										
Polye HDPE SE Asia (US\$/MT)	1,030	(1.0)	1,038	27.1	2.5	1,033	(12.49)	1,030	(0.3)	Tuesday
HDPE-Naphtha Spread (US\$/MT)	356	(1.9)	343	277.3	(4.8)	379	(15.80)	342	(9.8)	Daily
Polye LDPE-Film, CFR SE Asia Spot (US\$/MT)	1,300	(0.8)	1,316	12.6	32.7	1,053	(26.77)	1,161	10.3	Tuesday
LDPE-Naphtha Spread (US\$/MT)	626	(1.1)	621	112.6	82.8	399	(43.59)	473	18.6	Daily
PP Film, Spot South East Asia (US\$/MT)	1,010	(1.9)	1,025	1.0	7.4	999	(14.92)	1,006	0.7	Tuesday
PP Spread (US\$/MT)	336	(4.8)	331	0.8	9.1	345	(22.28)	318	(7.7)	Daily
MEG Prices and Spread										
MEG, CFR South East Asia (US\$/MT)	555	0.0	558	5.0	15.5	500	(14.40)	543	8.4	Tuesday
MEG Spread (US\$/MT)	44	0.0	48	759.6	(1,186.5)	-17	(52.64)	8	n.m.	Tuesday
Aromatics Product Prices and Spread										
Paraxylene, FOB USG Spot (US\$/MT)	1,065	(0.9)	1,091	(20.4)	(4.1)	1,103	(12.51)	1,100	(0.2)	Tuesday
Paraxylene Spread (US\$/MT)	393	(2.5)	384	126.3	(5.3)	411	(7.19)	396	(3.5)	Tuesday
Paraxylene - 92 RON Spread (US\$/MT)	251	(19.4)	246	(11.1)	32.1	224	54.61	253	13.3	Daily
Toluene, FOB Korea Spot (US\$/MT)	850	(4.0)	882	(4.2)	(7.5)	892	(7.35)	900	0.9	Tuesday
Benzene, CFR Japan Spot (US\$/MT)	1,010	(1.5)	1,038	(3.6)	13.6	918	(13.13)	1,044	13.7	Tuesday
Benzene Spread (US\$/MT)	389	(2.5)	395	(12.6)	16.9	340	(8.97)	423	24.4	Daily
Benzene - 92 RON Spread (US\$/MT)	196	(25.0)	193	(21.0)	(601.8)	38	(164.71)	197	411.9	Daily
Condensate (US\$/MT)	672	0.0	707	(1.7)	(3.5)	692	(15.39)	704	1.7	Daily
PTA Prices and Spread										
PTA, CFR South East Asia (US\$/MT)	780	(1.3)	798	(0.3)	(1.6)	802	(9.43)	793	(1.1)	Tuesday
PTA Spread (US\$/MT)	66	(4.7)	67	16.6	39.0	62	55.13	56	(11.0)	Tuesday
PVC Prices and Spread										
PVC, CFR South East Asia (US\$/MT)	880	4.8	855	5.6	0.0	844	(26.72)	806	(25.2)	Tuesday
Ethylene Spread (US\$/MT)	729	5.3	727	12.1	1.0	663	(24.72)	632	(4.7)	Tuesday
Ethylene Dichloride CFR Far East Asia (US\$/MT)	315	0.0	308	4.6	13.5	293	(45.94)	318	8.4	Tuesday
Metal										
Gold (US\$/Troy Ounce)	2,443	3.3	2,399	2.6	24.5	1,943	7.82	2,237	15.1	Daily
LME Copper 3 Month Rolling Forward (US\$/MT)	9,087	(0.0)	9,480	(4.0)	12.9	8,526	(3.17)	9,254	8.5	Daily
Silver Future (US\$/Troy Ounce)	29	2.5	30	1.9	19.7	25	n.a.	27	10.5	Daily
China Composite Steel Prices (CNY/MT)	3,696	(1.5)	3,845	(4.7)	(7.1)	4,259	(10.71)	4,081	(4.2)	Daily
Agriculture Prices										
Malaysian Crude Palm Oil Spot Price(MYR/MT)	3,989	(0.4)	4,031	(0.4)	6.1	3,834	(25.34)	4,024	5.0	Daily
SGX Ribbed Smoked Sheet 3 (RSS3) Futures (US\$/KG.)	219	6.3	211	(8.6)	38.9	159	(13.70)	220	38.9	Daily
Sugar #11 (US\$/LB)	18	(2.6)	19	(0.9)	(13.7)	21	27.43	20	(3.1)	Daily
Freight Rate										
Baltic Freight Index: BDIY	1,675	(8.7)	1,905	3.1	59.8	1,394	(27.83)	1,848	32.6	Daily
Baltic Supramax Index: BSI58	1,342	(3.2)	1,363	(0.1)	49.5	1,030	(48.65)	1,288	25.1	Daily

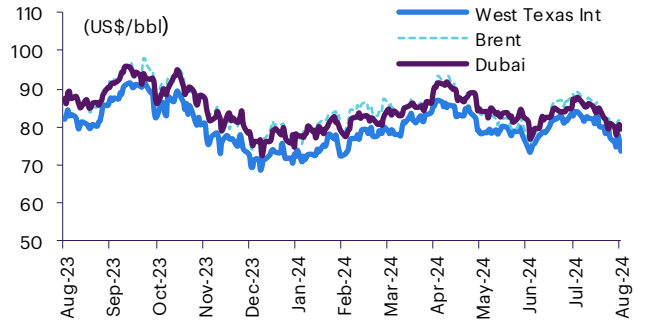
Source: Bloomberg Financial L.P., TQ Professional, BANPU, BOT, InnovestX Research

Commodities daily chart update

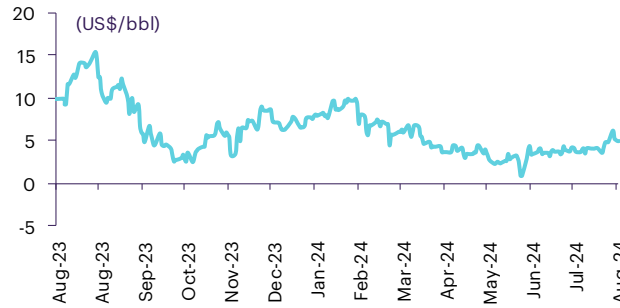
CRB US Spot All Commodities Price Index



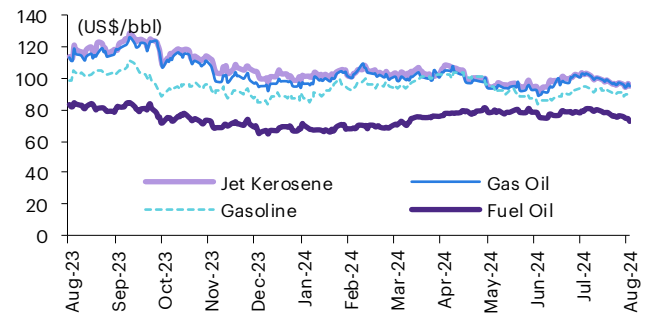
Crude prices



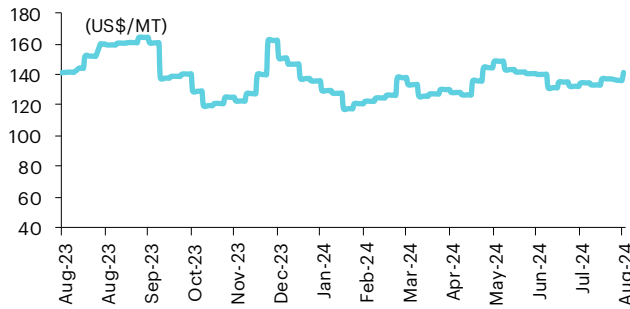
SG Dubai Hydrocracking Refinery Margin



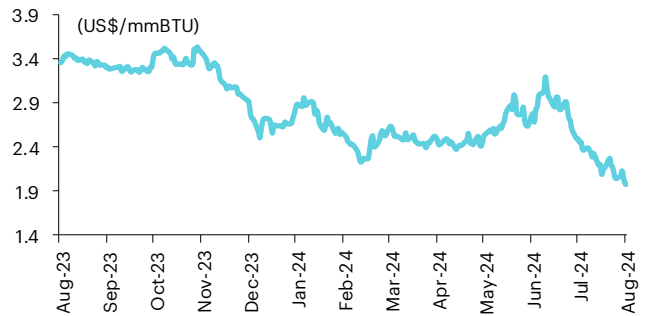
Oil product prices



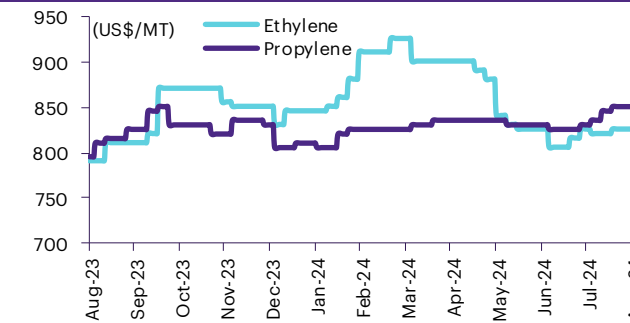
Coal price (NEX)



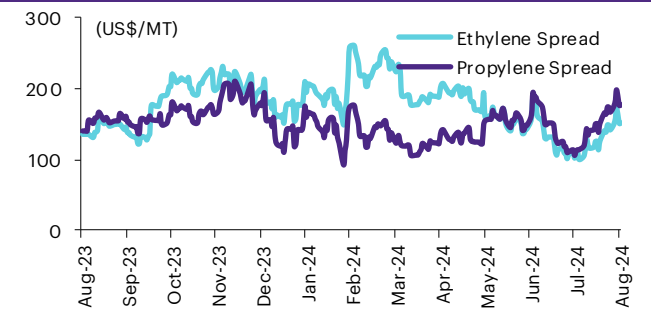
Natural gas prices (Henry hub)



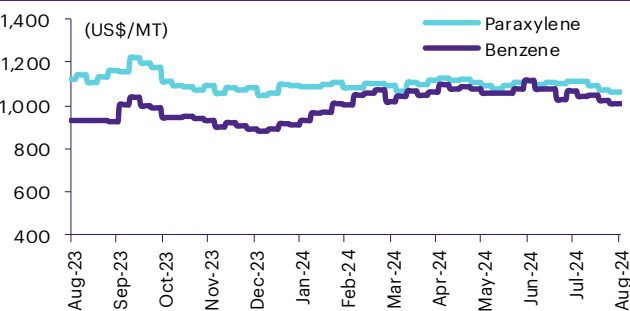
Olefins prices



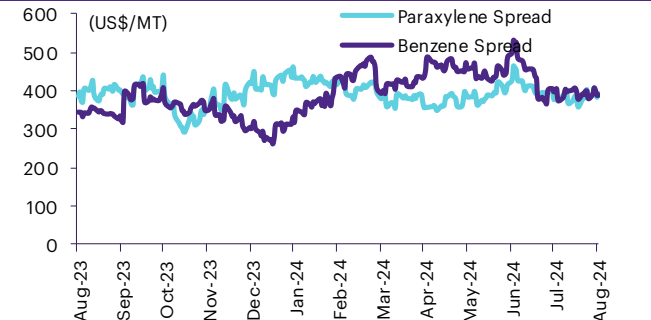
Olefins spreads



Aromatics prices

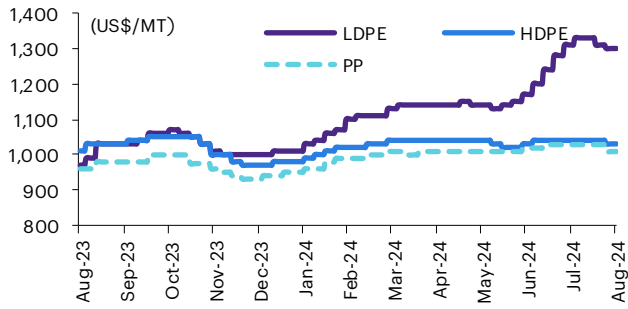


Aromatics spreads

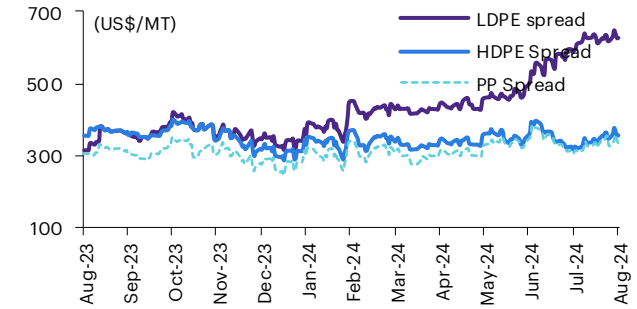


Commodities daily chart update

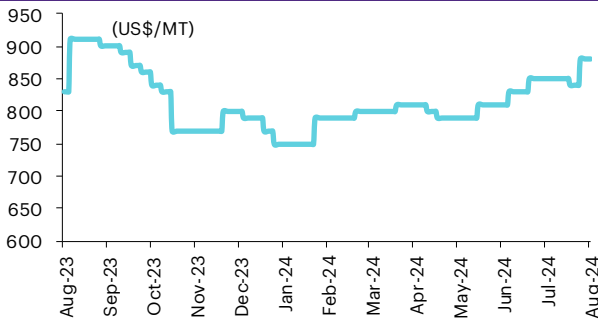
Polyolefins prices



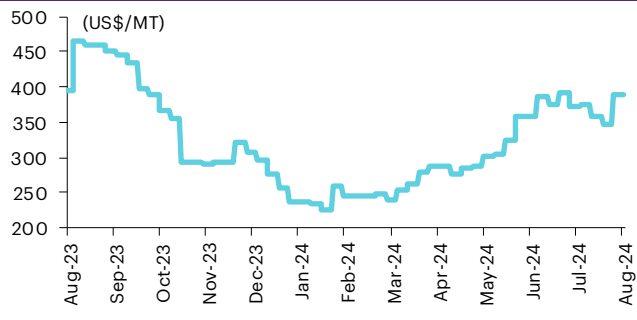
Polyolefins-Naphtha spreads



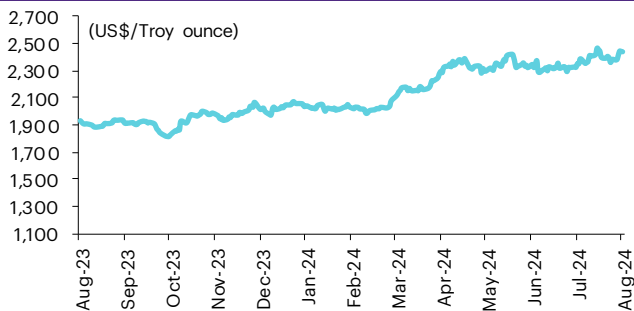
PVC price



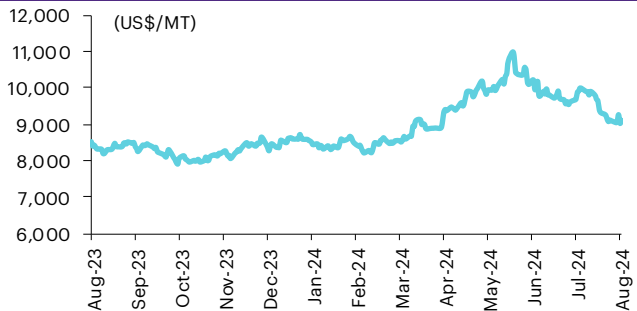
PVC spread



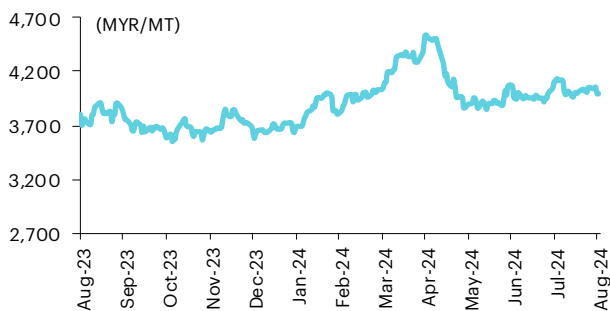
Gold price



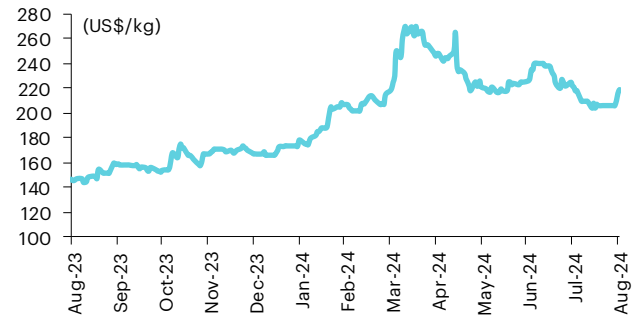
LME copper price



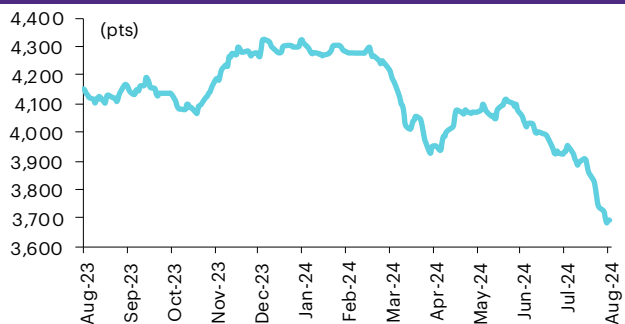
Malaysian crude palm oil price



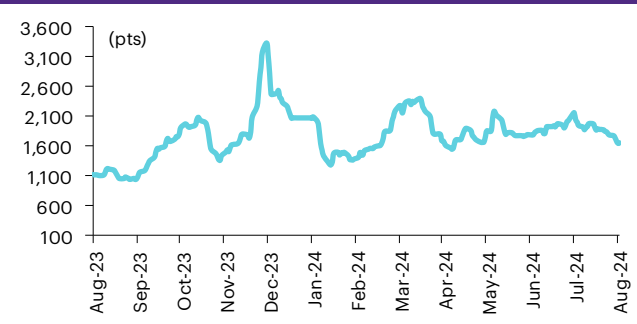
Rubber price (RSS3) futures



Steel price index



Baltic freight index



Source: Bloomberg Financial L.P., TQ Professional, BANPU, BOT, InnovestX Research

Short sales

	Volume (Shares)	Turnover (Bt)	Average price (Bt)	Last price 2-Aug-24	Gap between last close and short	Short sale volume comparing with main board
TPIPL-R	2,051,500	2,318,195	1.13	1.13	0.00	38.06
SCB-R	478,000	48,995,000	102.50	102.50	0.00	17.26
TOA-R	51,300	938,790	18.30	18.30	0.00	14.65
HKCE01	10,112	189,094	18.70	0.12	14,995.74	13.13
SCGP-R	513,400	14,641,050	28.52	28.25	0.95	12.85
GPSC-R	1,007,600	40,920,375	40.61	40.75	(0.34)	12.43
CPAXT-R	514,000	15,746,125	30.63	30.50	0.44	11.82
MAJOR	156,000	2,109,470	13.52	13.60	(0.57)	10.05
BH-R	102,000	25,144,700	246.52	247.00	(0.20)	9.82
GULF-R	4,133,000	199,129,325	48.18	48.25	(0.14)	9.55
MC	61,400	626,280	10.20	10.20	0.00	9.40
AP	811,500	6,532,575	8.05	8.05	0.00	9.25
TISCO	195,200	17,971,475	92.07	92.00	0.07	8.57
AEONTS	20,000	2,340,000	117.00	117.00	0.00	8.50
IVL-R	1,298,500	24,538,810	18.90	18.80	0.52	7.89
CRC-R	1,549,800	46,120,975	29.76	29.75	0.03	7.75
PTT-R	2,212,300	70,793,600	32.00	32.00	0.00	7.61
CBG	115,500	7,507,975	65.00	65.25	(0.38)	7.47
CK-R	463,800	8,721,120	18.80	18.80	0.02	7.38
TRUE	7,306,800	67,466,620	9.23	9.40	(1.77)	7.34
OR	311,500	4,865,780	15.62	15.60	0.13	7.19
MTC	770,500	32,542,325	42.24	42.25	(0.03)	6.94
DOHOME	456,700	5,043,800	11.04	11.00	0.40	6.80
COM7-R	276,900	5,605,330	20.24	20.30	(0.28)	6.64
CPALL	898,900	51,649,225	57.46	57.50	(0.07)	6.38
PRM-R	211,700	1,791,555	8.46	8.45	0.15	6.37
SCGP	252,500	7,210,300	28.56	28.25	1.08	6.32
CN01	1,923	33,268	17.30	0.63	2,648.47	6.25
WHA	1,044,700	5,432,440	5.20	5.20	0.00	6.16
KKP	143,400	5,616,875	39.17	39.00	0.43	6.12
SAPPE-R	34,000	3,116,775	91.67	92.50	(0.90)	5.89
HANA	423,000	19,153,575	45.28	45.00	0.62	5.67
TPIPP-R	130,900	369,406	2.82	2.84	(0.63)	5.52
BCPG-R	186,700	1,036,780	5.55	5.50	0.97	5.51
M-R	22,000	596,500	27.11	27.00	0.42	5.46
AAV	1,083,700	2,425,936	2.24	2.24	(0.06)	5.05
BCP-R	1,241,100	43,098,825	34.73	34.75	(0.07)	5.00
TIPH-R	5,700	156,750	27.50	27.75	(0.90)	4.97
KBANK	333,800	44,313,950	132.76	133.00	(0.18)	4.97
QH-R	1,787,800	3,147,172	1.76	1.75	0.59	4.91
JTS-R	28,900	1,740,500	60.22	59.50	1.22	4.89
JAS	4,023,300	10,562,614	2.63	2.62	0.20	4.82
XPG	1,137,500	1,063,706	0.94	0.92	1.64	4.79
DOHOME-R	317,000	3,500,190	11.04	11.00	0.38	4.72
COM7	196,600	3,988,980	20.29	20.30	(0.05)	4.71
MEGA-R	9,300	344,100	37.00	37.25	(0.67)	4.63
BEM	864,500	6,656,650	7.70	7.70	0.00	4.63
RBF	114,400	862,155	7.54	7.55	(0.18)	4.61
TCAP-R	48,400	2,178,075	45.00	45.00	0.00	4.61
OSP-R	272,000	6,421,070	23.61	23.60	0.03	4.59
GLOBAL-R	214,100	3,287,480	15.35	15.30	0.36	4.56
SAWAD-R	979,700	30,440,650	31.07	31.25	(0.57)	4.36
BTG-R	45,000	1,024,660	22.77	22.70	0.31	4.33
STPI	42,400	133,348	3.15	3.18	(1.10)	4.31
PR9	60,300	1,061,300	17.60	17.50	0.57	4.26
TU	312,300	4,514,570	14.46	14.40	0.39	4.18
NER-R	186,800	881,250	4.72	4.72	(0.05)	4.18
SAWAD	932,400	29,066,825	31.17	31.25	(0.24)	4.15
DITTO-R	93,900	1,122,010	11.95	11.90	0.41	4.08
ADVANC	306,200	72,202,200	235.80	238.00	(0.92)	3.97
SPRC-R	680,700	5,329,635	7.83	7.85	(0.26)	3.94
PTG	101,900	806,610	7.92	7.90	0.20	3.93
STA	218,300	4,233,190	19.39	19.30	0.47	3.73
PTTEP-R	216,600	32,382,750	149.50	149.50	0.00	3.70
BDMS	894,200	23,249,200	26.00	25.75	0.97	3.66
KCE-R	308,300	13,597,425	44.10	44.25	(0.33)	3.66
CPF	1,110,500	25,638,410	23.09	23.00	0.38	3.65
PSL-R	288,000	2,445,845	8.49	8.45	0.50	3.57
SNNP	36,200	440,780	12.18	12.10	0.63	3.56
BANPU	1,661,500	8,172,766	4.92	4.90	0.39	3.48
SPALI-R	141,100	2,352,140	16.67	16.50	1.03	3.45
AOT	586,500	33,001,100	56.27	56.00	0.48	3.43

	Volume (Shares)	Turnover (Bt)	Average price (Bt)	Last price 2-Aug -24	Gap between last close and short	Short sale volume comparing with main board
OSP	200,200	4,741,680	23.68	23.60	0.36	3.38
KTC-R	84,000	3,276,675	39.01	39.25	(0.62)	3.37
CHG-R	699,300	1,706,292	2.44	2.42	0.83	3.34
TISCO-R	72,900	6,708,075	92.02	92.00	0.02	3.20
RCL	306,400	7,503,490	24.49	23.90	2.47	3.20
KCE	269,100	11,885,325	44.17	44.25	(0.19)	3.19
ICHI	66,900	1,048,670	15.68	15.60	0.48	3.19
SKY-R	16,300	251,300	15.42	15.20	1.43	3.05
ORI-R	98,900	437,544	4.42	4.42	0.09	3.03
SPALI	122,800	2,039,670	16.61	16.50	0.66	3.00
STGT	131,300	1,168,655	8.90	8.90	0.01	2.92
TU-R	214,800	3,114,600	14.50	14.40	0.69	2.88
RS-R	33,600	427,620	12.73	12.60	1.01	2.87
CPAXT	122,400	3,753,725	30.67	30.50	0.55	2.82
BTG	29,000	660,520	22.78	22.70	0.34	2.79
GPSC	219,700	8,946,200	40.72	40.75	(0.07)	2.71
AOT-R	461,400	25,868,400	56.07	56.00	0.12	2.70
WHAUP	92,600	381,600	4.12	4.14	(0.46)	2.70
BH	28,000	6,897,700	246.35	247.00	(0.26)	2.70
KTB	472,300	8,359,710	17.70	17.60	0.57	2.67
GLOBAL	124,900	1,914,460	15.33	15.30	0.18	2.66
AAV-R	569,700	1,275,138	2.24	2.24	(0.08)	2.65
SC	84,600	211,500	2.50	2.48	0.81	2.64
TTB-R	4,107,200	6,900,096	1.68	1.68	0.00	2.64
SAMART	20,600	128,185	6.22	6.25	(0.44)	2.64
BCP	640,100	22,163,875	34.63	34.75	(0.36)	2.58
MTC-R	285,400	12,064,175	42.27	42.25	0.05	2.57
KKP-R	59,600	2,332,400	39.13	39.00	0.34	2.54
BBL	73,600	9,946,500	135.14	134.50	0.48	2.48
TIDLOR-R	261,600	4,107,250	15.70	15.60	0.64	2.48
AEONTS-R	5,800	681,250	117.46	117.00	0.39	2.46
TIPH	2,800	77,000	27.50	27.75	(0.90)	2.44
SCC	40,000	8,720,000	218.00	217.00	0.46	2.40
AMATA	159,500	3,759,520	23.57	23.60	(0.12)	2.39
CKP	121,600	473,262	3.89	3.88	0.31	2.37
CKP-R	121,400	473,360	3.90	3.88	0.49	2.37
CK	148,900	2,806,650	18.85	18.80	0.26	2.37
MBK-R	5,900	95,700	16.22	16.10	0.75	2.35
BAM-R	187,100	1,256,400	6.72	6.75	(0.52)	2.33
SISB-R	51,400	1,620,675	31.53	31.50	0.10	2.27
SCB	62,700	6,426,750	102.50	102.50	0.00	2.26
TTB	3,480,000	5,846,400	1.68	1.68	0.00	2.23
NER	98,400	464,578	4.72	4.72	0.03	2.20
BEM-R	408,700	3,146,990	7.70	7.70	0.00	2.19
CBG-R	33,300	2,160,375	64.88	65.25	(0.57)	2.15
PSH-R	12,000	108,000	9.00	8.90	1.12	2.15
BEAUTY	57,400	26,404	0.46	0.46	0.00	2.15
THG-R	1,900	49,475	26.04	25.75	1.12	2.12
TKN	41,400	391,710	9.46	9.45	0.12	2.11
SIRI	1,592,200	2,626,582	1.65	1.63	1.21	2.10
BANPU-R	989,100	4,854,580	4.91	4.90	0.16	2.07
LH	908,200	5,176,740	5.70	5.65	0.88	2.07
INTUCH	297,800	24,452,775	82.11	82.75	(0.77)	2.06
M	8,200	222,150	27.09	27.00	0.34	2.04
LANNA-R	14,400	204,480	14.20	14.10	0.71	2.03
CPN	92,200	5,133,900	55.68	55.75	(0.12)	2.02
GFPT	51,700	672,100	13.00	13.00	0.00	2.01
BCH	190,500	3,206,200	16.83	16.80	0.18	2.01
SISB	44,600	1,411,025	31.64	31.50	0.44	1.97
SPRC	334,000	2,601,860	7.79	7.85	(0.76)	1.93
IVL	317,400	6,014,060	18.95	18.80	0.79	1.93
SPA	66,100	428,605	6.48	6.55	(1.00)	1.93
PTT	559,400	17,900,800	32.00	32.00	0.00	1.92
HMPRO	391,400	3,473,980	8.88	8.85	0.29	1.91
PLANB-R	253,900	1,853,040	7.30	7.25	0.67	1.89
PSL	148,300	1,261,380	8.51	8.45	0.66	1.84
DELTA	321,100	32,539,300	101.34	101.00	0.33	1.82
BJC	93,200	1,917,460	20.57	20.30	1.35	1.82
GUNKUL-R	332,000	709,350	2.14	2.12	0.78	1.81
DCC	185,800	370,558	1.99	2.00	(0.28)	1.79
BA-R	67,500	1,379,120	20.43	20.00	2.16	1.79
BGRIM	262,300	5,925,200	22.59	22.50	0.40	1.77

Source: SET, InnovestX Research

Director trade

1. Director trade as reported on August 2, 2024

Company	Name of Director	Product	Transaction date	Amount (Shares)	Average Price (Bt)	Amount (Bt)	Buy/Sell
EASON	Miss PETCHARAT EKSANGKUL	Common Share	01-08-24	150,000	1.22	183,000	Purchase
EP	Mr. YUTH CHINSUPAKUL	Common Share	01-08-24	72,000	2.08	149,760	Purchase
GUNKUL	Mr. GUNKUL DHUMRONGPIYAWUT	Common Share	26-07-24	33,500,000	2.08	69,680,000	Purchase
GUNKUL	Mr. GUNKUL DHUMRONGPIYAWUT	Single Stock Future (TFEX)	26-07-24	33,500	2.08	69,680	Sale
GUNKUL	Mr. GUNKUL DHUMRONGPIYAWUT	Common Share	30-07-24	6,500,000	2.08	13,520,000	Purchase
GUNKUL	Mr. GUNKUL DHUMRONGPIYAWUT	Single Stock Future (TFEX)	30-07-24	6,500	2.08	13,520	Sale
JAK	Mr. METHA ANGWATANAPANICH	Common Share	01-08-24	25,000	1.17	29,250	Purchase
MJD	Miss PETRADA POOLVORALAKS	Common Share	01-08-24	50,000	1.03	51,500	Purchase
MJD	Mr. SURIYA POOLVORALAKS	Common Share	01-08-24	25,200	1.03	25,956	Purchase
RS	Mr. SURACHAI CHETCHOTISAK	Single Stock Future (TFEX)	01-08-24	900	11.71	10,539	Sale
TTI	Mr. KUMJORN CHUENCHOOCHIT	Common Share	01-08-24	100	25.00	2,500	Purchase
TTI	Mr. KUMJORN CHUENCHOOCHIT	Common Share	01-08-24	100	25.25	2,525	Purchase
TTI	Mr. KUMJORN CHUENCHOOCHIT	Common Share	01-08-24	100	25.75	2,575	Purchase
				Total	Purchase	83,647,066	
					Sale	93,739	
					Net	<u>83,553,327</u>	

Corporate calendar

August				
Mon	Tue	Wed	Thu	Fri
5	6	7	8	9
XD SCGD Bt0.1	XD SCGP Bt0.25 Last trading day BEYOND-W2 AJA-W3 JSP-W1	XD BAREIT Bt0.183 ROCTEC Bt0.013 SCC Bt2.5 XE AJA-W3 1:1.071 @Bt0.186 BEYOND-W2 1:1 @Bt10 JSP-W1 1:1 @Bt2.5	PD ASIA Bt0.13	PD LHK Bt0.11
12	13	14	15	16
H.M. Queen Sirikit The Queen Mother's Birthday / Mother's Day	XD AAPL80X Bt- CPNCG Bt0.2467 DIF Bt0.2222 POPF Bt0.29 PTTEP Bt4.5 SIRIP Bt0.1		XD MSFT80X Bt- RAM Bt0.2 SCCC Bt4 XR BTS 4.5:1 @Bt4.50 XW MGI 2.5:1 VGI 10:1 PD BCT Bt1.4	XD SBUX80X Bt- XR SGC 1:1 @Bt- PD 3K-BAT Bt0.25 BLAND Bt0.01 LPF Bt0.2155 TMW Bt4.15
19	20	21	22	23
	XR TNDT 1:2 @Bt0.26 PD HKCE01 Bt-	XE MBAX-W2 1:1 @Bt3 PD CN01 Bt- EPG Bt0.1 ROCTEC Bt0.013 SCGP Bt0.25	PD BAREIT Bt0.183 KYE Bt29.85 PINGAN80 Bt- PTL Bt0.19 SCGD Bt0.1	PD SCC Bt2.5 SIAT19 Bt- TR Bt0.05
26	27	28	29	30
	XE SABUY-W2 1:1 @Bt5	PD ASML01 Bt- PTTEP Bt4.5 TTT Bt1.25	PD SCCC Bt4	PD BYDCOM80 Bt- RAM Bt0.2

XD - Cash Dividend
XD(ST) - Stock Dividend

PD - Payment Date
XR - Rights for Common

XW - Rights for Warrant
XT - Rights for Transferable Subscription Right
CW - Capital write-down

XE - Warrant Exercise

SP - Suspension

Disclaimer

The information in this report has been obtained from sources believed to be reliable. However, its accuracy or completeness is not guaranteed. Any opinions expressed herein reflect our judgment at this date and are subject to change without notice. This report is for information only. It is not to be construed as an offer, or solicitation of an offer to sell or buy any securities. We accept no liability for any loss arising from the use of this document. We or our associates may have an interest in the companies mentioned therein.

InnoVestX Securities Company Limited (“INVX”) is wholly owned by SCB X Public Company Limited (“SCBX”) and The Siam Commercial Bank Public Company Limited (“SCB”) is majority-owned by SCBX. Any information related to SCB is for sector comparison purpose.

This document is prepared by InnoVestX Securities Company Limited (“INVX”) which is wholly owned by SCB X Public Company Limited (“SCBX”). The Siam Commercial Bank Public Company Limited, which is majority-owned by SCBX, acts as financial advisor of the LH Hotel Leasehold Real Estate Investment Trust. Any opinions, news, research, analyses, prices, statements, forecasts, projections and/or other information contained in this document (the “Information”) is provided as general information purposes only and shall not be construed as individualized recommendation of an offer to buy or sell or the solicitation of an offer to buy or sell any securities. INVX and/or its directors, officers and employees shall not be liable for any direct, indirect, incidental, special or consequential loss or damage, resulting from the use of or reliance on the Information, including without limitation to, damages for loss of profits. The investors shall use the Information in association with other information and opinion, including their own judgment in making investment decision. The Information is obtained from sources believed to be reliable, and INVX cannot guarantee the accuracy, completeness and/or correctness of the Information.

INVX reserves the right to modify the Information from time to time without notice and in its sole discretion. This document is delivered to intended recipient(s) only and is not permitted to reproduce, retransmit, disseminate, sell, distribute, republish, circulate or commercially exploit the Information in any manner without the prior written consent of INVX.

Futures and Options trading carry a high level of risk with the potential for substantial losses, and are not suitable for all persons. Before deciding to trade Futures and Options, you should carefully consider your financial position, investment objectives, level of experience, and risk appetite if Futures and Options trading are appropriate. The possibility exists that you could sustain a loss of some or all of your initial investment. You should be aware of all the risks associated with Futures and Options trading, and you are advised to rely on your own judgment while making investment decision and/or should seek advice from professional investment advisor if you have any doubts.

This document is delivered to intended recipient(s) only and is not permitted to reproduce, retransmit, disseminate, sell, distribute, republish, circulate or commercially exploit the Information in any manner without the prior written consent of INVX.

© Copyright 2022 InnoVestX Securities Co., Ltd. All right reserved.

CG Rating 2023 Companies with CG Rating

Companies with Excellent CG Scoring

7UP, AAV, ABM, ACE, ACG, ADB, ADD, ADVANC, AEONTS, AF, AGE, AH, AHC, AIRA, AIT, AJ, AKP, AKR, ALLA, ALT, AMA, AMARIN, AMATA, AMATAV, ANAN, AOT, AP, APCO, APCS, ARIP, ARROW, ASEFA, ASK, ASP, ASW, ATP30, AUCTION, AWC, AYUD, B, BA, BAFS, BAM, BANPU, BAY, BBGI, BBIK, BBL, BC, BCH, BCP, BCPG, BDMS, BEC, BEM, BEYOND, BGC, BGRIM, BH, BIZ, BJC, BJCHI, BKI, BLA, BOL, BPP, BRI, BROOK, BRR, BTS, BTW, BWG, BYD, CBG, CENTEL, CFRESH, CHASE, CHEWA, CHG, CHOW, CIMBT, CIVIL, CK, CKP, CM, CNT, COLOR, COM7, COTTO, CPALL, CPAXT, CPF, CPI, CPL, CPN, CPW, CRC, CRD, CSC, CSS, CV, DCC, DDD, DELTA, DEMCO, DMT, DOHOME, DRT, DUSIT, EA, EASTW, ECF, ECL, EE, EGCO, EPG, ERW, ETC, ETE, FE, FLOYD, FN, FPI, FPT, FSX, FVC, GBX, GC, GCAP, GENCO, GFPT, GGC, GLAND, GLOBAL, GPSC, GRAMMY, GULF, GUNKUL, HANA, HARN, HENG, HMPRO, HPT, HTC, ICC, ICHI, ICN, III, ILINK, ILM, IMH, IND, INET, INTUCH, IP, IRC, IRPC, ITC, ITTEL, IVL, JAS, JTS, KBANK, KCC, KCE, KEX, KKP, KSL, KTB, KTC, KTMS, KUMWEL, KUN, LALIN, LANNA, LH, LHFG, LIT, LOXLEY, LPN, LRH, LST, M, MAJOR, MALEE, MATCH, MBK, MC, M-CHAI, MCOT, MEGA, MFC, MFEC, MILL, MINT, MONO, MOONG, MSC, MST, MTC, MTI, NC, NCH, NCL, NDR, NER, NKI, NOBLE, NRF, NTV, NVD, NWR, NYT, OCC, OISHI¹⁾, ONEE, OR, ORI, OSP, OTO, PAP, PATO, PB, PCSGH, PDG, PDJ, PG, PHOL, PIMO, PJW, PLANB, PLAT, PLUS, PM, POLY, PORT, PPP, PPS, PR9, PRG, PRINC, PRM, PRTR, PSH, PSL, PT, PTC, PTT, PTTEP, PTTGC, Q-CON, QH, QTC, RATCH, RBF, RPH, RS, RT, S, S&J, SA, SABINA, SAK, SAMART, SAMTEL, SAPPE, SAT, SBNEXT, SC, SCB, SCC, SCCC, SCG, SCGP, SCM, SDC, SEAFCO, SEAOL, SECURE, SELIC, SENA, SENX, SFP²⁾, SFT, SGC, SGF, SGP, SHR, SICT, SIRI, SIS, SITHAI, SJWD, SKR, SM, SMPC, SMT, SNC, SNNP, SNP, SO, SPALI, SPC, SPCG, SPI, SPRC, SR, SSC, SSF, SSSC, STA, STC, STEC, STGT, STI, SUC, SUN, SUSCO, SUTHA, SVI, SVT, SYMC, SYNEX, SYNTEC, TACC, TAE, TCAP, TCMC, TEAMG, TEGH, TFG, TFMAMA, TGE, TGH, THANA, THANI, THCOM, THIP, THRE, THREL, TIDLOR, TIPH, TISCO, TK, TKN, TKS, TKT, TLI, TM, TMC, TMD, TMT, TNDT, TNITY, TNL, TNR, TOA, TOG, TOP, TPBI, TPC, TPIPL, TPIPP, TPS, TQM, TQR, TRT, TRUE, TRV, TSC, TSE, TSTH, TTA, TTB, TTCL, TTW, TURTLE, TVDH, TVH, TVO, TVT, TWPC, UAC, UBE, UBIS, UKEM, UP, UPF, UPOIC, UV, VCOM, VGI, VIBHA, VIH, VL, WACOAL, WGE, WHA, WHAUP, WICE, WINMED, WINNER, XPG, YUASA, ZEN

Companies with Very Good CG Scoring

2S, A5, AAI, AIE, ALUCON, AMR, APURE, ARIN, AS, ASIA, ASIAN, ASIMAR, ASN, AURA, BR, BSBM, BTG, CEN, CGH, CH, CHIC, CI, CIG, CMC, COMAN, CSP, DOD, DPAINT, DV8, EFORL, EKH, ESSO, ESTAR, EVER, FORTH, FSMART, FTI, GEL, GPI, HEALTH, HUMAN, IFS, INSET, IT, J, JCKH, JDF, JKN, JMART, JUBILE, K, KCAR, KGI, KIAT, KISS, KK, KTIS, KWC, KWM, LDC, LEO, LHK, MACO, METCO, MICRO, MK, MVP, NCAP, NOVA, NTSC, PACO, PIN, PQS, PREB, PRI, PRIME, PROEN, PROS, PROUD, PSTC, PTECH, PYLON, RCL, SALEE, SANKO, SCI, SCN, SE, SE-ED, SFLEX, SINGER, SKN, SONIC, SORKON, SPVI, SSP, SST, STANLY, STP, SUPER, SVOA, SWC, TCC, TEKA, TFM, TMILL, TNP, TPLAS, TPOLY, TRC, TRU, TRUBB, TSE, VRANDA, WAVE, WFX, WIJK, WIN, WP, XO

Companies with Good CG Scoring

2S, AMANAH, AMARC, AMC, APP, ASAP, BCT, BE8, BIG, BIOTEC, BLESS, BSM, BVG, CAZ, CCET, CHARAN, CHAYO, CHOTI, CITY, CMAN, CMR, CRANE, CWT, DHOUSE, DTCENT, EASON, FNS, FTE, GIFT, GJS, GTB, GTV, GYT, HL, HTECH, HYDRO, IIG, INGRS, INSURE, IRCP, ITD, ITNS, JCK, JMT, JR, JSP, KBS, KGEN, KJL, L&E, LEE, MASTER, MBAX, MEB, MENA, META, MGT, MITSUB, MJD, MOSHI, MUD, NATION, NNCL, NPK, NSL, NV, OGC, PAF, PCC, PEACE, PICO, PK, PL, PLANET, PLE, PMTA, PPM, PRAKIT, PRAPAT, PRECHA, PRIN, PSG, RABBIT, READY, RJH, RSP, RWI, S11, SAAM, SAF, SAMCO, SAWAD, SCAP, SCP, SIAM, SKE, SKY, SMART, SMD, SMIT, SOLAR, SPA, STECH, STPI, SVR, TC, TCCC³⁾, TEAM, TFI, TIGER, TITLE, TKC, TMI, TNH, TPA, TPAC, TRITN, UBA, UMI, UMS, UTP, VARO, VPO, W, WARRIX, WORK, WPH, YONG, ZIGA

Corporate Governance Report

The material contained in this publication is for general information only and is not intended as advice on any of the matters discussed herein. Readers and others should perform their own independent analysis as to the accuracy or completeness or legality of such information. The Thai Institute of Directors, its officers, the authors and editor make no representation or warranty as to the accuracy, completeness or legality of any of the information contained herein. By accepting this document, each recipient agrees that the Thai Institute of Directors Association, its officers, the authors and editor shall not have any liability for any information contained in, or for any omission from, this publication.

The survey result is as of the date appearing in the Corporate Governance Report of Thai Listed Companies. As a result, the survey result may be changed after that date. InnovestX Securities Company Limited does not conform nor certify the accuracy of such survey result.

To recognize well performers, the list of companies attaining "Good", "Very Good" and "Excellent" levels of recognition (Not including listed companies qualified in the "no announcement of the results" clause from 1 January 2022 to 31 October 2023) is publicized.

¹OISHI was voluntarily delisted from the Stock Exchange of Thailand, effectively on September 6, 2023

²SFP was voluntarily delisted from the Stock Exchange of Thailand, effectively on July 19, 2023

³TCCC was voluntarily delisted from the Stock Exchange of Thailand effectively on August 25, 2023

Anti-corruption Progress Indicator

Certified (ได้คุ้มครอง)

2S, AAI, ADVANC, AE, AF, AH, AI, AIE, AIRA, AJ, AKP, AMA, AMANAH, AMATA, AMATAV, AP, APCO, AS, ASIAN, ASK, ASP, AWC, AYUD, B, BAFS, BAM, BANPU, BAY, BBGI, BBL, BCH, BCP, BCPG, BE8, BEC, BEYOND, BGC, BGRIM, BLA, BPP, BRR, BSBM, BTC, BTS, BWG, CEN, CENTEL, CFRESH, CGH, CHEWA, CHOTI, CHOW, CIG, CIMBT, CM, CMC, COM7, CPALL, CPAXT, CPF, CPI, CPL, CPN, CPW, CRC, CSC, DCC, DELTA, DEMCO, DIMET, DOHOME, DRT, DUSIT, EA, EASTW, ECF, EGCO, EP, EPG, ERW, ESTAR, ETC, ETE, FNS, FPI, FPT, FSMART, FTE, GBX, GC, GCAP, GEL, GFPT, GGC, GJS, GPI, GPSC, GSTEEL, GULF, GUNKUL, HANA, HARN, HENG, HMPRO, HTC, ICC, ICHI, IFS, III, ILINK, ILM, INET, INOX, INSURE, INTUCH, IRPC, ITTEL, IVL, JAS, JKN, JR, JTS, KASET, KBANK, KBS, KCAR, KCE, KGEN, KGI, KKP, KSL, KTB, KTC, L&E, LANNA, LHFG, LHK, LPN, LRH, M, MAJOR, MALEE, MATCH, MBAX, MBK, MC, MCOT, META, MFC, MFEC, MILL, MINT, MONO, MOONG, MSC, MST, MTC, MTI, NATION, NCAP, NEP, NKI, NOBLE, NRF, NWR, OCC, OGC, OR, ORI, PAP, PATO, PB, PCSGH, PDG, PDJ, PG, PHOL, PIMO, PK, PL, PLANB, PLANET, PLAT, PM, PPP, PPM, PPS, PR9, PREB, PRG, PRINC, PRM, PROS, PSH, PSL, PSTC, PT, PTECH, PTG, PTT, PTTEP, PTTGC, PYLON, Q-CON, QH, QLT, QTC, RABBIT, RATCH, RML, RS, RWI, S&J, SAAM, SABINA, SAK, SAPPE, SAT, SC, SCC, SCCC, SCG, SCGP, SCM, SCN, SEAOL, SE-ED, SELIC, SENA, SGC, SGP, SIRI, SITHAI, SKR, SMIT, SMK, SMPC, SNC, SNP, SORKON, SPACK, SPALI, SPC, SPI, SPRC, SRICHA, SSF, SSP, SSSC, SST, STA, STGT, STOWER, SUSCO, SVI, SYMC, SYNTEC, TAE, TAKUNI, TASCOC, TCAP, TCMC, TFG, TFI, TFMAMA, TGE, TGH, THANI, THCOM, THIP, THRE, THREL, TIDLOR, TIPCO, TISCO, TKS, TKT, TMD, TMILL, TMT, TNITY, TNL, TNP, TNR, TOG, TOP, TOPP, TPA, TPCS, TRT, TRU, TSC, TSI, TSTE, TSTH, TTA, TTB, TTCL, TU, TVDH, TVO, TWPC, UBE, UBIS, UEC, UKEM, UOBKH, UV, VCOM, VGI, VIH, WACOAL, WHA, WHAUP, WICE, WIJK, XO, YUASA, ZEN, ZIGA

Declared (ได้ประกาศเจตนา)

ACE, ADB, ALT, AMC, ASW, BLAND, BTG, BYD, CAZ, CBG, CV, DEXON, DMT, EKH, FSX, GLOBAL, GREEN, ICN, IHL, ITC, J, JMART, JMT, LEO, LH, MENA, MITSUB, MODERN, NER, NEX, OSP, PEER, PLUS, POLY, PQS, PRIME, PROEN, PRTR, RBF, RT, SA, SANKO, SCB, SENX, SFLEX, SIS, SKE, SM, SVOA, TBN, TEGH, TIPH, TKN, TPAC, TPLAS, TQM, TRUE, W, WPH, XPG

N/A

24CS, 3K-BAT, A, A5, AAV, ABM, ACAP, ACC, ACG, ADD, ADVICE, AEONTS, AFC, AGE, AHC, AIT, AJA, AKR, AKS, ALL, ALLA, ALPHAX, ALUCON, AMARC, AMARIN, AMR, ANAN, ANI, AOT, APCO, APEX, APO, APP, APURE, AQUA, ARIN, ARIP, ARROW, ASAP, ASEFA, ASIA, ASIMAR, ASN, ATP30, AU, AUCTION, AURA, B52, BA, BBIK, BC, BCT, BDMS, BEAUTY, BEM, BGT, BH, BIG, BIOTEC, BIS, BIZ, BJC, BJCHI, BKD, BKGI, BKIH, BLC, BLESS, BLISS, BM, BOL, BPS, BR, BRI, BROCK, BSM, BSRC, BTNC, BTW, BUI, BVG, CCET, CCP, CEYE, CFARM, CGD, CH, CHAO, CHARAN, CHASE, CHAYO, CHG, CHIC, CHO, CI, CITY, CIVIL, CK, CKP, CMAN, CMO, CMR, CNT, COCOCO, COLOR, COMAN, CPANEL, CPH, CPR, CPT, CRANE, CRD, CREDIT, CSP, CSR, CSS, CTV, CWT, D, DCON, DDD, DHOUSE, DITTO, DOD, DPAINT, DTCENT, DTCL, DV8, EASON, ECL, EE, EFORL, EMC, ETL, EURO, EVER, F&D, FANCY, FE, FLOYD, FM, FMT, FN, FORTH, FTI, FVC, GABLE, GENCO, GFC, GIFT, GL, GLAND, GLOCON, GLORY, GRAMMY, GRAND, GSC, GTB, GTV, GYT, HEALTH, HFT, HL, HPT, HTECH, HUMAN, HYDRO, I2, IIG, IMH, IND, INGRS, INSET, IP, IRC, IRCP, IT, ITD, ITNS, ITTHI, JAK, JCK, JCKH, JCT, JDF, JPARK, JSP, JUBILE, K, KAMART, KC, KCC, KCG, KCM, KDH, KEX, KIAT, KISS, KJL, KK, KKC, KLINIQ, KOOL, KTIS, KTMS, KUMWEL, KUN, KWC, KWI, KWM, KYE, LALIN, LDC, LEE, LIT, LOXLEY, LPH, LST, LTS, MAGURO, MANRIN, MASTER, MATI, MCA, M-CHAI, MCS, MDX, MEB, MEGA, METCO, MGC, MGI, MGT, MICRO, MIDA, MJD, MK, ML, MORE, MOSHI, MTW, MUD, MVP, NAM, NAT, NC, NCH, NCL, NCP, NDR, NEO, NETBAY, NEW, NEWS, NFC, NL, NNCL, NOK, NOVA, NPK, NSL, NTSC, NTV, NUSA, NV, NVD, NYT, OHTL, ONEE, ORN, PACO, PAF, PANEL, PCC, PEACE, PERM, PF, PHG, PICO, PIN, PJW, PLE, PLT, PMTA, POLAR, PORT, PPM, PRAKIT, PRAPAT, PRECHA, PRI, PRIN, PRO, PROUD, PSG, PSP, PTC, PTL, QTGC, RAM, RCL, READY, RICHY, RJH, ROCK, ROCTEC, ROH, ROJNA, RP, RPC, RPH, RSP, S, S11, SABUY, SAF, SAFARI, SAFE, SALEE, SAM, SAMART, SAMCO, SAMTEL, SAUCE, SAV, SAWAD, SAWANG, SBNEXT, SCAP, SCGD, SCI, SCL, SCP, SDC, SE, SEAFCO, SECURE, SFT, SGF, SHANG, SHR, SIAM, SICT, SIMAT, SINGER, SINO, SISB, SJWD, SK, SKN, SKY, SLM, SLP, SMART, SMD, SMT, SNNP, SO, SOLAR, SONIC, SPA, SPCG, SPG, SPREME, SPVI, SQ, SR, SRS, SSC, STANLY, STARK, STC, STEC, STECH, STHAI, STI, STP, STPI, STX, SUC, SUN, SUPER, SUTHA, SVR, SVT, SWC, SYNEX, TACC, TAN, TAPAC, TC, TCC, TCJ, TCOAT, TEAM, TEAMG, TEKA, TERA, TFM, TGPRO, TH, THAI, THANA, THE, THG, THMU, TIGER, TITLE, TK, TKC, TLI, TM, TMC, TMI, TMC, TNDT, TNH, TNIP, TOA, TPBI, TPCH, TPIPL, TPIPP, TPL, TPOLY, TPP, TPS, TQR, TR, TRC, TRITN, TRP, TRUBB, TRV, TSE, TTI, TTT, TTW, TURTLE, TVH, TVT, TWP, TWZ, TYCN, UAC, UBA, UMI, UMS, UNIQ, UP, UPF, UPOIC, UREKA, UTP, UVAN, VARO, VIBHA, VL, VNG, VPO, VRANDA, WARRIX, WAVE, WELL, WFX, WGE, WIN, WINDOW, WINMED, WINNER, WORK, WORLD, WP, YGG, YONG, ZAA

Explanations

Companies participating in Thailand's Private Sector Collective Action Coalition Against Corruption programme (Thai CAC) under Thai Institute of Directors (as of November 1, 2023) are categorised into: companies that have declared their intention to join CAC, and companies certified by CAC.