



Market today

To move down on oil price concerns

The SET is expected to fluctuate and consolidate as oil prices continue to rise following threats from Iran's leader to maintain the Strait of Hormuz blockade. This signals a prolonged conflict and heightens risks of inflation and stagflation. Key focuses today include the US PCE report and the opening of Parliament later this week. Technically, the index is testing short-term resistance at 1430; a breakout could lead to 1440/1450, while a failure to pass may result in a pullback toward support at 1385/1375.

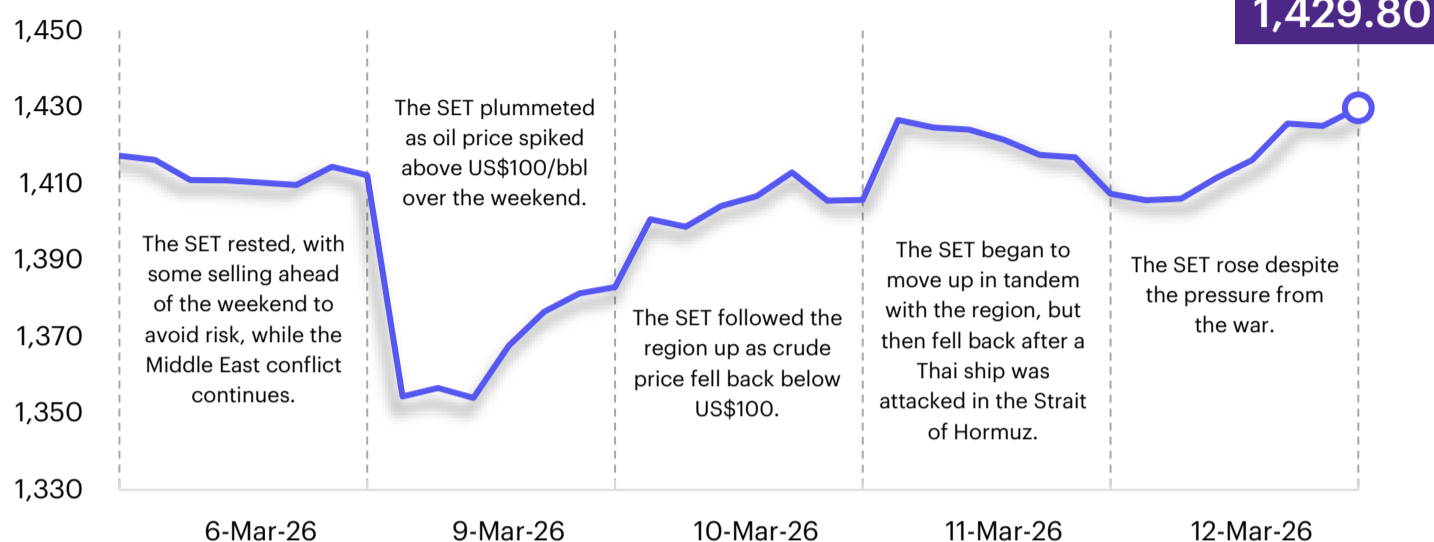
Today's highlights

- Supreme Leader Mojtaba Khamenei declared that the Strait of Hormuz must remain closed to pressure "enemies" and demanded the immediate closure of all US bases in the Middle East under threat of attack. Brent crude surged 8% to US\$99/bbl on fears of a prolonged supply blockade.
- US Energy Secretary Chris Wright said the US Navy is currently focused on neutralizing Iranian military assets and is not yet ready to escort oil tankers. However, he noted that naval escorts could potentially begin by late March.
- The IEA's monthly report revealed Arab oil production has dropped by 10 MBD (10% of global supply) and refining by 3-4 MBD due to storage limits and shipping disruptions. Despite a 400mn bbl reserve release, the IEA stressed that stability depends on ending the conflict and reopening the Strait.
- The EU will simplify gas import regulations by March 18 to fast-track supplies while maintaining its plan to exit Russian gas. This is expected to offer only minor price relief, as Middle East LNG disruptions remain the primary market driver.
- The Minister of Transport (as Director of the Emergency Center) will meet with refinery executives today to discuss refinery margins, which have spiked from Bt4 to Bt6. Additionally, the diesel price freeze at Bt29.94/liter expires on March 16; the new price will be announced on March 17.

Strategy today

In the short term the Middle East crisis is escalating toward scenario 3 (prolonged war with regional expansion), which is expected to push global equity markets — including the SET — into a bear market, with significant risk of forced selling as investors rotate into safe haven assets such as gold, USD, and short-term bonds. Thailand's GDP and SET EPS forecasts, previously estimated at 1.7% and Bt95.7, respectively, are being revised down to 1.1% and Bt91. Applying a PER of 14x — the valuation level prior to the major capital inflow cycle — the SET index would land at 1275. However, there is a possibility the equity risk premium will rise (the yield gap narrows), triggering a valuation de-rating down to a PER of 12x in the worst-case scenario, implying a SET level of 1100 — reflecting the impact of large capital outflows. Historically, the SET has touched the 12x PER level during major crises such as COVID-19.

Support - Resistance: 1385/1375 – 1440/1450



Trading today

In the short term the SET faces "extreme risk-off" from the war in the Middle East. For low-risk investors who are concerned the war will be prolonged, we recommend:

1. Hold cash (cash is king) and reduce investment weight in: 1) stocks sensitive to oil cost – Petrochemicals, Airlines, Automotive, Tourism, Utilities (SPP), Electronic Components and Healthcare (those with a high proportion of patients from the Middle East); and 2) stocks with a high proportion of foreign debt, affected by a weakening baht – Airlines.
2. Strategic hedging on upstream energy– PTTEP and PTT to hedge portfolios against higher oil price (determining trailing stop or lock profit in case of sell on fact if the situation eases).

For high-risk investors who want to speculate ("every crisis is an opportunity"), recommend "strategic layering" - buying at supports of 1320-1350/ 1275/ 1100 in three themes:

1. High dividend stocks to generate cash flow and reduce short-term risk (buy before XD in Mar-May), select stocks paying a 2025 dividend, after interim, giving yield of above 5%, low price volatility (beta <1) and stable profit and financial position – SIRI, KTB, KTC, KBANK, KKP, TISCO, BAM, AP and TLI.
2. Stocks that rebound rapidly to speculate on quality stocks after panic selling; select SET50 stocks with beta >1 and limited impact from higher oil cost, on expectations of the return of fund inflows – GULF, DELTA, BJC, HMPRO, OSP, CBG, SAWAD, MTC and TIDLOR.
3. Sector rotation stocks (switching after the crisis eases) that are pressured by higher oil cost and have customer bases in the Middle East, on SET100 with beta >1, price has fallen more than the SET and short covering expected – GPSC, BGRIM, AOT, MINT, CENTEL, AWC, ERW, AAV, IVL, PTTGC, IRPC, TOP, BH and KCE.

Daily Top Picks

PTTEP: Short-term catalyst from Brent crude rising to US\$99/bbl due to supply concerns after Iran threatened to block the Strait of Hormuz, a critical global oil choke point. The stock remains a primary hedge asset to protect portfolios against geopolitical risk. Short-term TP is Bt149.

ADVANC: Short-term catalyst from limited exposure to the Middle East situation. Earnings are expected to grow in both mobile and internet segments, supported by rising ARPU and lower spectrum costs. Additionally, there is potential upside from the utilization of tax loss carryforwards. Short-term TP is Bt377.



Today's reports

THRE (High conviction) – Strong turnaround with cheap valuation

BCH – Targets single-digit revenue growth in 2026

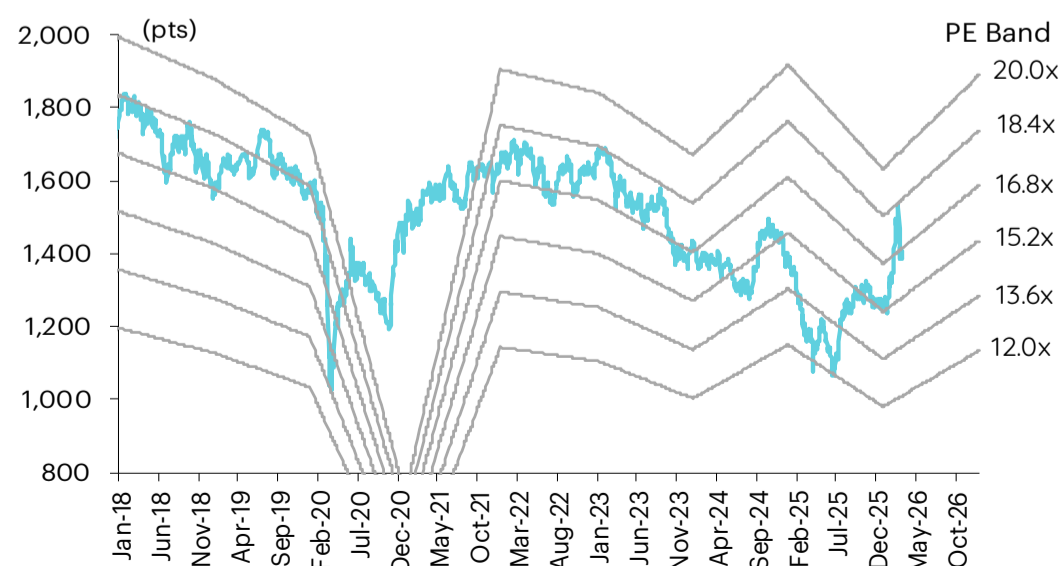
CRC – Modest 2026F targets

TQM – Earnings recovery with good dividend yield

What to watch

Date	Event
9 Mar	Economic release: JP – Current Account Jan, Trade Balance (BoP basis) Jan CN – CPI Feb, PPI Feb US – Trade Balance Jan, Housing Starts Jan
10 Mar	Economic release: JP – GDP 4Q (final) US – Existing Home Sales Feb
11 Mar	Economic release: JP – PPI Feb US – MBA Mortgage Applications, CPI Feb, Core CPI Feb
12 Mar	Economic release: US – Initial Jobless Claims, Continuing Claims
13 Mar	Economic release: EU – Industrial Production Jan US – Personal Income Jan, Personal Spending Jan, PCE Price Index Jan, Core PCE Jan, GDP 4Q (second estimate), U. of Michigan Sentiment Mar (preliminary), JOLTS Job Openings Jan

SET Index movement



SET Index series

Index	12 Mar (pts)	Chg (pts)	Chg (%)	Value (Btmn)
SET	1,429.80	22.46	1.60	64,496.48
SET50	950.12	17.04	1.83	49,675.94
SET100	2,030.92	36.15	1.81	57,389.21
sSET	593.42	5.32	0.90	1,311.29
SETCLMV	641.95	11.97	1.90	37,092.52
SETHD	1,307.54	16.05	1.24	22,285.78
SETESG	859.01	13.91	1.65	50,784.75
SETWB	579.85	4.79	0.83	12,453.70
mai	220.33	3.14	1.45	564.64

Trading summary by investor type

(Btmn)	12 Mar	WTD	MTD	YTD
Foreign				
Net	(2,422)	(15,166)	(28,637)	30,190
Breakdown (%)	55.17	54.39	51.70	52.42
Institution				
Net	2,606	7,130	825	(44,248)
Breakdown (%)	7.20	7.02	7.95	9.16
PropTrade				
Net	320	(2,196)	(15,151)	1,462
Breakdown (%)	6.90	6.42	7.06	6.73
Individual				
Net	(505)	10,232	42,963	12,596
Breakdown (%)	30.73	32.17	33.29	31.70

S50 futures trading by foreign investors

(Contract)	12-Mar	WTD	MTD	YTD
Foreign	(2,607)	12,827	(48,809)	16,152
Institution	2,709	8,205	56,333	775
Customer	(102)	(21,032)	(7,524)	(16,927)

Bond trading by foreign investors

(Btmn)	12-Mar	WTD	MTD	YTD
Buy	2,227	9,032	27,612	265,376
Sell	2,929	17,282	54,299	233,536
Net	(702)	(8,250)	(26,688)	31,840



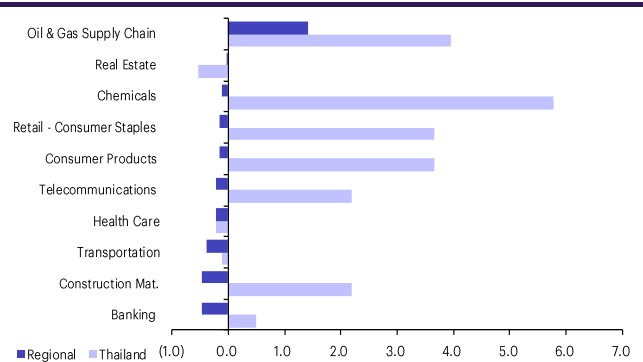
Market update

Global market movement

	12-Mar	Index	Chg (pts)	Performance (%)				PE (x)		EPS gth (%)		PBV (x)		ROE (%)	
				1D	WTD	MTD	YTD	26F	27F	26F	27F	26F	27F	26F	27F
S&P 500		6,673	(103.18)	(1.5)	(1.0)	(3.0)	(2.5)	21.1	18.3	17.3	15.4	4.0	16.3	20.6	18.9
Euro Stoxx 600		599	(3.68)	(0.6)	0.0	(5.5)	1.1	15.3	13.8	9.5	10.5	2.0	12.4	14.0	14.2
Nikkei 225		54,453	(572.41)	(1.0)	(2.1)	(7.5)	8.2	21.8	21.3	12.0	2.4	2.4	19.1	11.2	11.2
Hang Seng		25,717	(182.00)	(0.7)	(0.2)	(3.4)	0.3	12.3	11.3	(2.4)	8.9	1.2	10.0	10.7	11.2
MSCI Asia x J		972	(13.79)	(1.4)	(0.6)	(7.0)	6.4	17.6	13.2	2.1	33.3	2.0	11.3	14.7	15.1
Philippines		6,114	(44.75)	(0.7)	(3.3)	(7.5)	1.0	9.7	9.3	1.2	4.2	1.2	8.4	12.8	12.9
Indonesia		7,362	(27.28)	(0.4)	(2.9)	(10.6)	(14.9)	14.7	11.6	25.3	26.5	0.1	10.3	0.6	0.7
Malaysia		1,711	2.23	0.1	(0.4)	(0.3)	1.8	15.0	14.1	9.3	6.5	1.4	13.4	10.3	10.7
Thailand		1,430	22.46	1.6	1.4	(6.4)	13.5	15.2	14.0	17.8	7.9	1.3	13.2	9.6	10.0
Asean 4 - simple avg.				0.2	(1.3)	(6.2)	0.4	13.7	12.3	13.4	11.3	1.0	11.3	8.3	8.6
China		4,129	(4.33)	(0.1)	0.1	(0.8)	4.0	16.0	14.1	16.5	13.1	1.4	12.7	10.1	10.4
India		76,034	(829.29)	(1.1)	(3.7)	(6.5)	(10.8)	18.7	16.2	1.8	15.8	2.5	13.9	15.3	17.7
Singapore		4,855	(8.48)	(0.2)	0.1	(2.8)	4.5	14.8	13.8	3.8	7.2	1.5	13.0	10.9	11.1
Taiwan		33,582	(532.33)	(1.6)	(0.1)	(5.2)	15.9	18.1	15.1	48.8	19.8	3.1	13.8	20.5	27.1
Korea		5,583	(26.70)	(0.5)	(0.0)	(10.6)	32.5	9.1	7.7	145.9	18.9	1.4	7.4	17.5	15.9
Others				(0.7)	(0.7)	(5.2)	9.2	15.4	13.4	43.4	15.0	2.0	12.2	14.9	16.4

Regional sector movement

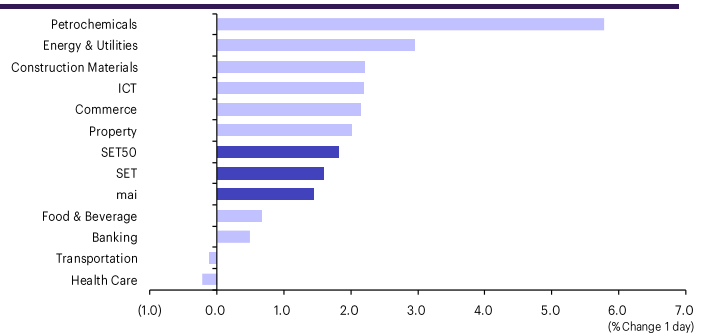
	Price performance (%) *			
	12-Mar	WoW	MoM	YTD
Banking	(0.46)	(1.60)	(1.63)	(0.12)
Chemicals	(0.11)	1.69	0.66	4.94
Construction Mat.	(0.46)	(0.73)	(2.37)	(0.88)
Consumer Products	(0.15)	0.63	(5.72)	(2.97)
Health Care	(0.21)	(0.42)	(2.95)	(3.12)
Oil & Gas Supply Chain	1.41	(1.00)	8.65	17.34
Real Estate	(0.01)	(0.18)	(2.30)	(3.10)
Retail - Consumer Staples	(0.15)	0.63	(5.72)	(2.97)
Telecommunications	(0.21)	0.29	(3.38)	(0.38)
Transportation	(0.39)	(1.90)	(3.08)	(4.41)



* Regional sector price performances (%) are based on US\$ and Thai sector price performances (%) are based on baht

Thailand sector movement

	Price performance (%)			
	12-Mar	WoW	MTD	YTD
Banking	0.50	0.61	7.47	5.28
Commerce	2.14	(0.73)	3.13	4.91
Construction Materials	2.20	(2.64)	(8.50)	(0.60)
Energy & Utilities	2.95	1.36	8.53	16.09
Food & Beverage	0.67	1.25	(2.48)	(2.32)
Health Care	(0.22)	(1.72)	(2.41)	0.85
ICT	2.20	1.36	7.79	16.04
Petrochemicals	5.78	8.86	4.20	25.33
Property	2.01	1.38	8.07	11.33
Transportation	(0.12)	(0.92)	(1.87)	(3.79)
SET	1.60	0.88	7.86	13.51
SET50	1.83	0.69	7.64	13.70
MAI	1.45	1.95	5.27	1.51



10 Most active stocks by value

Stock	Price (Bt)	Value (Btmn)	Chg (%)
DELTA	258.00	5,170.03	0.78
PTTEP	143.50	4,150.39	2.50
KBANK	189.50	3,514.51	0.80
PTT	33.50	3,161.87	0.00
GULF	54.50	2,985.79	(2.68)
TRUE	13.10	2,978.87	(0.76)
AOT	51.00	2,967.08	2.51
CPALL	46.75	2,512.80	(1.06)
SCB	144.00	2,378.32	0.00
KTB	34.25	2,327.47	0.00

Top 10 gainers

Stock	Price (Bt)	Value (Btmn)	Chg (%)
WAVE	0.03	0.09	50.00
GEL	0.04	0.05	33.33
EVER	0.05	0.10	25.00
MATI	3.70	0.15	20.92
L&E	1.03	0.03	17.05
XBIO	0.07	1.12	16.67
AE	0.08	0.60	14.29
ZAA	1.56	0.30	12.23
BWG	0.38	63.27	11.76
VPO	0.52	7.80	10.64

Top 10 losers

Stock	Price (Bt)	Value (Btmn)	Chg (%)
KC	0.02	0.00	(33.33)
BGRIM-F	11.50	0.01	(19.01)
PRIME	0.05	0.10	(16.67)
SCP	7.90	7.80	(13.66)
RML	0.11	0.13	(8.33)
CPH	8.50	1.01	(8.11)
NOBLE	2.08	11.07	(7.14)
PMTA	9.65	0.45	(6.31)
MASTEC	1.30	14.59	(5.80)
MTI	15.20	0.98	(5.59)

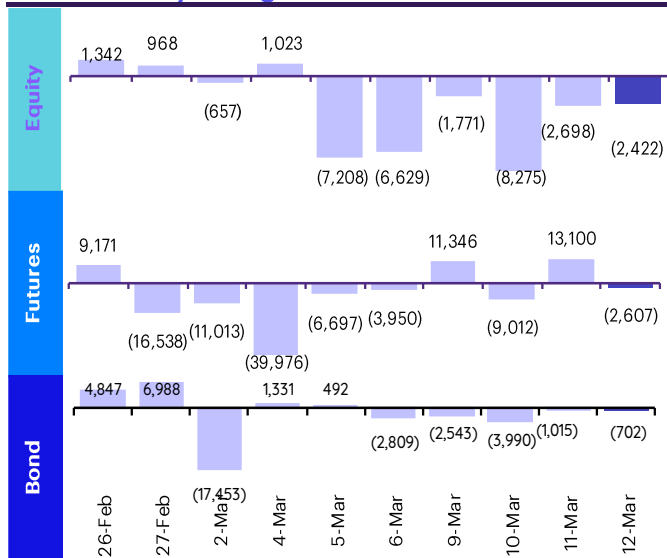


Fund flow monitor

Regional foreign fund flows to equity

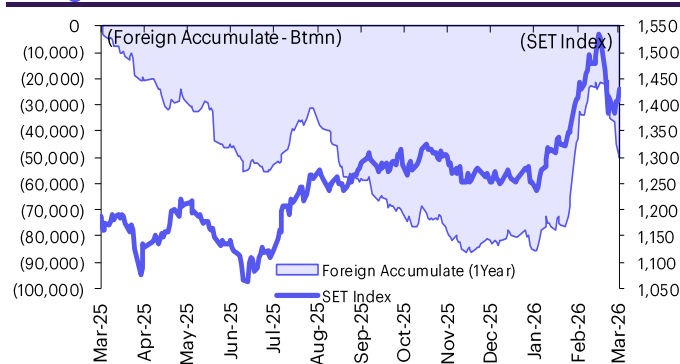
(US\$ Mn)	Thailand	Indonesia	Philippines	Malaysia	Vietnam	India	Taiwan	South Korea	Japan
Daily									
12-Mar-26	(75)	59	(8)		(9)		(2,423)	(2,053)	
11-Mar-26	(85)	(55)	(4)	(1)	41	(643)	1,137	(228)	
10-Mar-26	(263)	(156)	(8)	(26)	43	(598)	(257)	427	
9-Mar-26	(55)	65	(27)	(43)	(14)	(712)	(3,603)	(2,513)	
6-Mar-26	(208)	(16)	(4)	49	(50)	(693)	(1,011)	(1,566)	2,443
Weekly									
WTD	(478)	(87)	(46)	(69)	62	(1,953)	(5,146)	(4,368)	0
6-Mar-26	(424)	131	(16)	105	(228)	(2,381)	(8,891)	(3,212)	2,443
27-Feb-26	45	292	88	(40)	(183)	54	4,837	(7,693)	6,241
20-Feb-26	354	123	11	(17)	0	340	0	(715)	2,592
13-Feb-26	1,013	(326)	23	96	114	216	6,467	2,221	9,327
Monthly									
MTD	(902)	44	(63)	36	(166)	(4,334)	(14,037)	(7,579)	2,443
Feb-26	1,743	21	144	43	(304)	1,688	7,999	(13,690)	21,615
Jan-26	141	(589)	226	259	(211)	(3,260)	1,809	443	18,856
Dec-25	191	732	(210)	(502)	80	(2,633)	(1,599)	1,849	(3,814)
YTD	981	(523)	307	338	(681)	(5,906)	(4,229)	(20,826)	42,914

Thailand daily foreign net flows

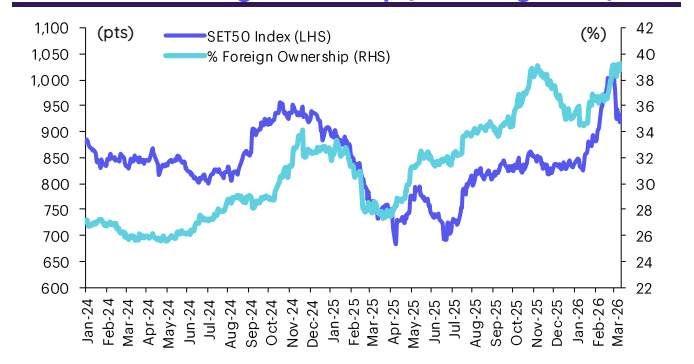


	Equity (Btmn)	SET50 futures (Contract)	Bond (Btmn)
Daily			
12-Mar-26	(2,422)	(2,607)	(495)
Weekly			
WTD	(15,166)	12,827	2,351
6-Mar-26	(13,471)	(61,636)	(11,478)
27-Feb-26	1,399	4,431	920
20-Feb-26	11,041	7,800	1,502
13-Feb-26	31,513	(28,099)	(5,297)
Monthly			
MTD	(28,637)	(48,809)	(9,127)
Feb-26	54,471	(3,623)	(684)
Jan-26	4,355	68,584	11,946
Dec-25	6,053	(7,644)	(1,187)
Quarterly			
QTD	(10,823)	50,038	8,551
3Q25	(17,544)	(70,021)	(11,458)
2Q25	(38,826)	51,680	7,157
1Q25	(39,867)	53,745	7,841
4Q24	(52,370)	(30,641)	(5,501)
YTD	30,190	16,152	2,135
2025	(107,060)	85,442	12,090
2024	(147,940)	56,117	8,675

Foreign net flow and SET movement



SET50 and its foreign ownership (excluding NVDR)



Foreign buy/sell activity monitor

Most foreign holding value change

	Fgn hld (%)	Δ Fgn (M.shares)	Buy* (Btmn)		Fgn hld (%)	Δ Fgn (M.shares)	Sell* (Btmn)
AOT	6.60	9.95	503	MEGA	15.74	(32.13)	(1,108)
PTTEP	8.94	2.06	298	BDMS	22.61	(42.45)	(794)
MINT	32.75	11.56	263	BBL	26.69	(1.77)	(299)
BH	32.14	1.17	207	SCB	15.20	(1.80)	(258)
KTB	14.25	5.70	200	CPALL	25.81	(3.18)	(150)
ADVANC	38.68	0.53	195	KBANK	37.92	(0.75)	(142)
HANA	39.88	5.40	134	PTT	7.40	(3.81)	(133)
PTTGC	7.60	4.34	122	DELTA	92.41	(0.41)	(109)
TOP	12.49	0.97	48	KTC	11.82	(2.62)	(78)
BTG	26.65	2.02	42	WHA	12.88	(16.30)	(68)

Top-5 NVDR net buy/sell

	Buy* (Btmn)		Sell* (Btmn)
PTTEP	486	BDMS	(460)
ADVANC	153	DELTA	(453)
CPAXT	129	AOT	(407)
BCP	128	KBANK	(354)
HANA	91	KTB	(337)
TRUE	68	MINT	(311)
PTTGC	61	KTC	(275)
GULF	58	BBL	(138)
CPF	57	CPN	(134)
TFG	55	SCC	(127)

* InnovestX Research estimates

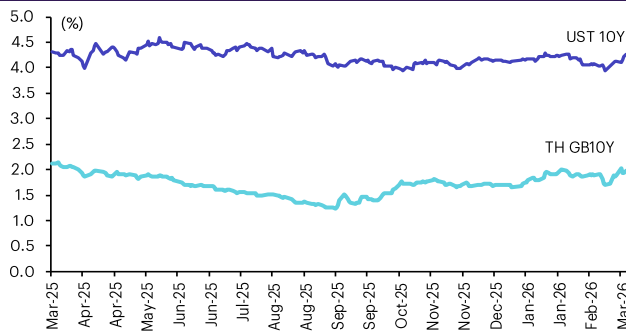


Multi-asset price update

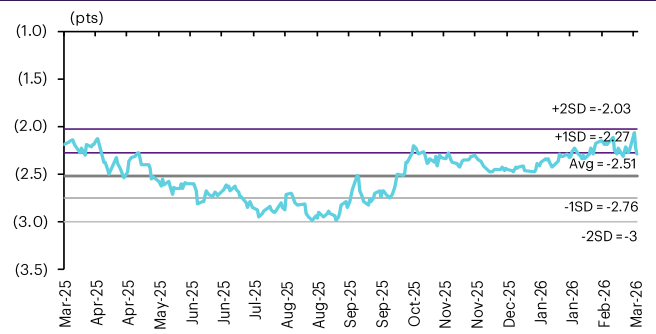
Key indicator update

	Close	12-Mar	WoW	MoM	YoY	YTD
Financial market condition						
VIX Index	27.29	12.63	14.91	53.40	12.63	82.54
Europe CDS (bps)	62.71	2.81	4.16	11.71	6.22	12.17
LIBOR OIS Spread (bps)	1.21	-0.42	-0.84	-3.37	66.98	-4.48
TED Spread (bps)	1.17	-0.50	-2.03	-1.59	61.45	-5.79
Exchange rate						
Dollar Index	99.74	0.50	0.70	2.98	-3.69	1.49
USD/THB	32.12	0.85	1.13	2.88	-4.94	1.91
EUR/USD	1.15	-0.45	-0.79	-3.16	5.76	-1.96
USD/JPY	159.35	0.26	1.13	3.22	7.48	1.95
Bond: (Change in basis points)						
TH Gov Bond 2Y	0.01	2.07	4.56	-4.83	-70.23	2.27
TH Gov Bond 10Y	0.02	3.95	11.10	5.97	-16.75	31.47
US Gov Bond 2Y	0.04	5.67	14.35	26.37	-25.22	26.53
US Gov Bond 10Y	0.04	1.77	11.68	10.85	-4.19	10.58
Commodities						
CRB Index	562.75	0.00	1.05	3.48	3.47	4.23
Gold (US\$/oz)	5092.17	-1.49	0.15	1.28	73.52	17.92
Gross Refining Margin (US\$/bbl)	29.68	0.00	393.02	393.02	562.50	363.03
Dubai Crude (US\$/bbl)	123.06	8.37	37.78	-82.63	72.24	98.35
NYMEX Crude (US\$/bbl)	95.73	9.72	21.55	49.67	41.45	66.72
Baltic Dry Index (pts)	1972.00	2.39	-7.76	4.78	26.49	5.06

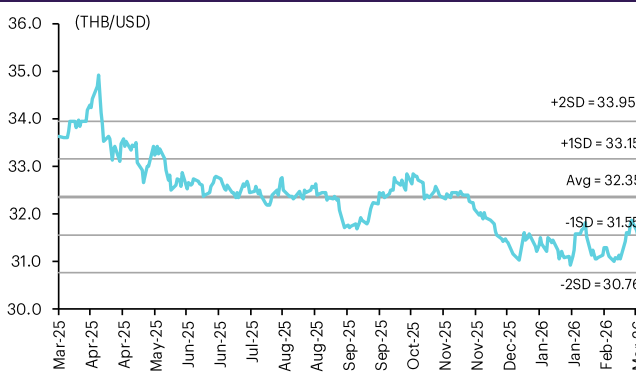
Thai and US 10-year government bond yield



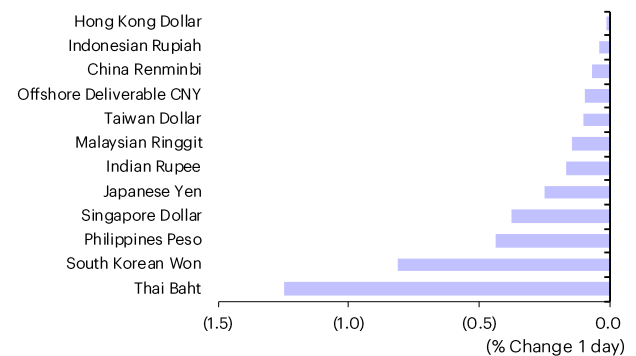
Thai and US 10-year government bond spread



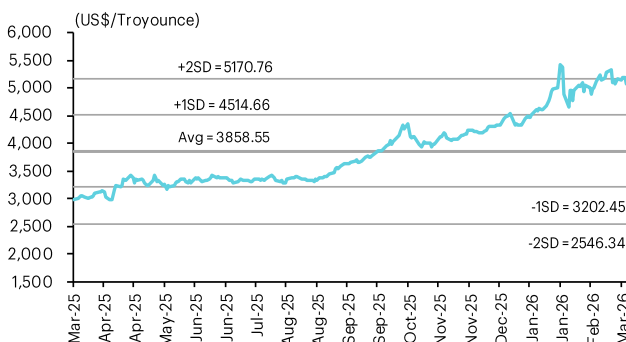
THB/USD exchange rate



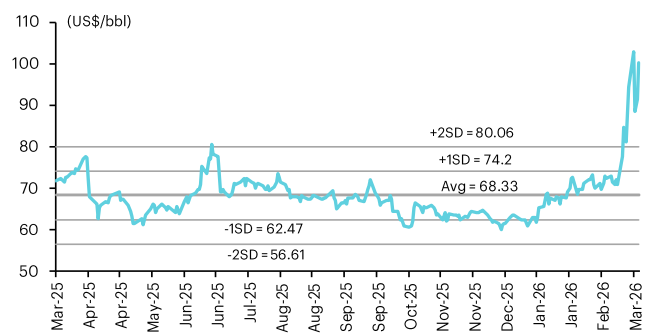
Regional foreign exchange rate spot return



Gold



Brent crude





Short sales as of March 12, 2026

	Volume (Shares)	Turnover (Bt)	Average price (Bt)	Short sale volume comparing with main board
CN23	501	2,831	5.65	99.80
BMSCITH	743,400	8,564,084	11.52	82.10
CNSTAR5023	5,702	38,639	6.78	79.29
GLOBAL	1,702,800	11,520,100	6.77	30.68
DOHOME	2,792,900	9,216,054	3.30	23.07
AOT	7,485,700	375,632,625	50.18	19.28
MINT	8,589,500	191,281,830	22.27	16.78
EA	3,517,800	9,431,148	2.68	16.55
TASCO	321,500	4,154,410	12.92	16.44
CK	704,800	10,987,690	15.59	16.05
ITC	381,900	5,630,530	14.74	14.37
HMPRO	4,581,700	29,014,570	6.33	14.36
BA	1,779,300	24,805,760	13.94	14.06
CHG	2,097,400	3,110,037	1.48	13.44
AWC	11,156,400	22,812,210	2.04	12.75
SCC	734,000	130,801,250	178.20	10.43
BH	719,900	127,162,850	176.64	10.33
DELTA	1,310,300	336,772,000	257.02	9.99
CPF	2,217,200	41,934,110	18.91	9.37
MEGA	69,700	2,408,775	34.56	9.30
RATCH	346,600	9,920,550	28.62	8.86
WHA	8,376,400	34,538,588	4.12	8.80
MTC	1,357,600	42,715,950	31.46	8.79
KTB	5,329,300	183,943,050	34.52	8.35
LH	2,657,800	9,985,070	3.76	8.20
BCH	742,200	7,266,800	9.79	7.85
TU	961,500	10,464,570	10.88	7.27
BEM	3,158,900	16,822,595	5.33	7.17
PSH	44,900	160,292	3.57	7.09
CPN	1,116,800	72,049,950	64.51	6.94
OSP	1,227,500	17,697,820	14.42	6.86
BANPU	7,226,100	42,835,975	5.93	6.66
BDMS	8,205,800	152,384,300	18.57	6.63
AP	366,300	3,209,435	8.76	6.50
BJC	794,000	10,765,130	13.56	6.35
KKP	166,900	12,114,350	72.58	6.30
PTG	520,600	4,168,295	8.01	6.26
BTS	2,985,300	6,206,350	2.08	6.15
TLI	763,500	7,754,810	10.16	6.07
BBL	315,800	53,016,600	167.88	5.82
KBANK	930,200	175,507,850	188.68	5.74
SPALI	60,500	1,055,490	17.45	5.63
SIRI	3,743,900	5,588,088	1.49	5.43
THANI	465,900	788,695	1.69	5.38
TIDLOR	680,600	11,524,840	16.93	5.22
TFG	2,114,300	15,261,915	7.22	5.06
CBG	243,900	8,587,325	35.21	5.00
TPIPP	122,200	218,790	1.79	4.97
CPALL	1,575,900	73,409,075	46.58	4.94
M	202,700	4,041,300	19.94	4.86
GPSC	648,300	21,844,375	33.69	4.83
EGCO	75,000	8,484,750	113.13	4.72
ERW	1,182,200	3,091,594	2.62	4.71
IVL	2,246,200	44,413,390	19.77	4.65
MBK	172,200	3,117,250	18.10	4.57
RCL	117,800	3,510,400	29.80	4.52
BAY	28,500	732,975	25.72	4.32
COM7	764,800	17,966,450	23.49	4.28
CRC	1,088,900	20,025,590	18.39	4.20
ADVANC	202,600	73,685,000	363.70	4.17
SPRC	2,098,800	16,651,160	7.93	4.09
GULF	1,541,100	84,983,525	55.14	3.98
BLA	29,700	583,650	19.65	3.91
PTT	6,719,600	229,530,850	34.16	3.83
TQM	126,400	1,643,700	13.00	3.81
SAWAD	387,100	9,442,475	24.39	3.78
PTTEP	866,000	123,857,350	143.02	3.69
TCAP	125,100	7,017,350	56.09	3.56
BTG	211,100	4,348,320	20.60	3.54
CENTEL	103,000	3,433,650	33.34	3.22
TOA	201,200	2,666,330	13.25	3.04
TVO	110,900	2,827,650	25.50	3.00



	Volume (Shares)	Turnover (Bt)	Average price (Bt)	Short sale volume comparing with main board
GFPT	43,700	393,590	9.01	2.95
SPCG	29,100	264,810	9.10	2.95
MAJOR	120,400	940,815	7.81	2.76
SISB	97,000	1,044,780	10.77	2.72
PR9	89,800	1,522,390	16.95	2.69
OR	601,900	6,691,510	11.12	2.61
LPN	29,000	45,379	1.56	2.59
TTW	70,800	654,450	9.24	2.44
TISCO	74,500	8,381,250	112.50	2.38
GUNKUL	684,800	1,531,852	2.24	2.26
VGI	2,455,500	2,333,952	0.95	2.24
BGRIM	593,500	6,795,620	11.45	2.17
TPIPL	373,900	261,951	0.70	2.15
STA	513,400	8,111,010	15.80	2.14
SCGP	260,300	4,604,320	17.69	2.05
TRUE	3,207,800	42,504,800	13.25	1.94
DCC	32,000	39,040	1.22	1.86
BCP	185,300	6,933,200	37.42	1.74
SCB	198,500	28,484,800	143.50	1.70
NER	138,100	654,594	4.74	1.64
BEC	11,200	22,658	2.02	1.60
BCPG	511,100	3,226,025	6.31	1.49
JAS	943,200	1,187,740	1.26	1.49
CCET	697,800	3,372,298	4.83	1.48
ICHI	137,000	1,952,910	14.25	1.43
TTB	2,813,400	6,189,480	2.20	1.40
TOP	292,200	14,346,925	49.10	1.39
PTTGC	870,200	24,750,350	28.44	1.35
TKN	9,200	36,520	3.97	1.34
PLANB	248,400	1,076,858	4.34	1.29
STECON	426,500	5,161,610	12.10	1.27
TTA	68,100	338,184	4.97	1.15
ORI	13,500	25,515	1.89	0.99
KTC	344,300	10,150,750	29.48	0.98
JMT	90,500	810,305	8.95	0.93
STGT	46,500	444,880	9.57	0.85
JTS	15,600	915,525	58.69	0.80
AMATA	99,300	1,855,100	18.68	0.74
EPG	23,700	81,808	3.45	0.69
THCOM	108,300	1,375,360	12.70	0.52
SAPPE	3,400	100,300	29.50	0.41
SCCC	300	41,950	139.83	0.41
SJWD	5,000	37,030	7.41	0.41
AURA	3,600	47,880	13.30	0.40
HANA	212,100	5,269,270	24.84	0.39
KCE	183,100	3,696,880	20.19	0.36
QH	42,900	59,626	1.39	0.35
IRPC	301,300	369,873	1.23	0.28
BAM	23,700	170,050	7.18	0.26
AAV	176,600	190,728	1.08	0.13
BPP	400	4,940	12.35	0.11
MSFT01	510	1,928	3.78	0.11
JMART	9,400	68,575	7.30	0.08
GLD	500	3,220	6.44	0.04
NVDA01	100	1,730	17.30	0.04
STPI	1,800	8,024	4.46	0.02
CKP	300	700	2.33	0.01
BEAUTY	100	36	0.36	0.00
WHAUP	200	886	4.43	0.00

Source: SET, InnovestX Research



Director trade

Director trade as reported on March 12, 2026

Company	Name of Director	Product	Transaction date	Amount (Shares)	Average Price (Bt)	Amount (Bt)	Buy/Sell
ACE	Mr TEERAWUT SONGMETTA	Common Share	11-03-26	4,603,000	1.28	5,891,840	Purchase
AQUA	Mr SHINE BUNNAG	Common Share	11-03-26	22,704,000	0.13	2,951,520	Purchase
APCO	Mr PICHAET WIRIYACHITRA	Common Share	09-03-26	25,300	2.77	70,081	Purchase
APCO	Mr PICHAET WIRIYACHITRA	Common Share	10-03-26	6,000	2.78	16,680	Purchase
APCO	Mr PICHAET WIRIYACHITRA	Common Share	11-03-26	5,100	2.78	14,178	Purchase
APCO	Mrs ARUNEE WIRIYACHITRA	Common Share	09-03-26	25,300	2.77	70,081	Purchase
APCO	Mrs ARUNEE WIRIYACHITRA	Common Share	10-03-26	6,000	2.78	16,680	Purchase
APCO	Mrs ARUNEE WIRIYACHITRA	Common Share	11-03-26	5,100	2.78	14,178	Purchase
BKA	Mr PACHARA TANAWONGKASAEM	Common Share	10-03-26	400,000	0.85	340,000	Sale
BDMS	Miss PORAMAPORN PRASARTTONG-OSOTH	Common Share	11-03-26	99,906,620	18.70	1,868,253,794	Purchase
BWG	Mr SUWAT LUENGWIRIYA	Common Share	09-03-26	1,151,100	0.28	322,308	Purchase
BWG	Mr SUWAT LUENGWIRIYA	Common Share	10-03-26	30,537,400	0.31	9,466,594	Purchase
BWG	Mr SUWAT LUENGWIRIYA	Common Share	11-03-26	30,000,000	0.32	9,600,000	Purchase
CPF	Mr SUPHACHAI CHEARAVANONT	Common Share	09-03-26	3,000	18.46	55,380	Purchase
DMT	Mr SOMBAT PANICHEWA	Common Share	11-03-26	25,000,000	11.50	287,500,000	Sale
EP	Mr YUTH CHINSUPAKUL	Common Share	11-03-26	600	1.20	720	Purchase
ICN	Mr MONCHAI MANEPAIROJ	Common Share	11-03-26	30,000	1.74	52,200	Purchase
IMH	Mr SITTIWAT KAMKATWONG	Common Share	11-03-26	5,100	2.97	15,147	Purchase
IROYAL	Mr PANAPAT MEKASUWANDUMRONG	Common Share	11-03-26	200,000	5.60	1,120,000	Purchase
IROYAL	Mr PANAPAT MEKASUWANDUMRONG	Warrant	11-03-26	50,000	1.53	76,500	Purchase
JR	Mr JARUN WIWATJESADAWUT	Common Share	11-03-26	29,500	1.76	51,920	Purchase
JR	Mr TEERANONT WIWATJESADAWUT	Common Share	11-03-26	29,000	1.76	51,040	Purchase
JR	Mr TEERANONT WIWATJESADAWUT	Common Share	11-03-26	7,000	1.75	12,250	Purchase
MTSIB	Mr NITIPAT YONGSANGUANCHAI	Common Share	11-03-26	200,000	0.55	110,000	Purchase
MTI	Mrs NUALPHAN LAMSAM	Common Share	11-03-26	6,738,700	15.30	103,102,110	Purchase
MTI	Mrs NUALPHAN LAMSAM	Common Share	11-03-26	6,738,700	15.30	103,102,110	Sale
MTI	Mrs NUALPHAN LAMSAM	Common Share	11-03-26	6,738,700	15.30	103,102,110	Sale
TURBO	Mr SUTACH RUANGSUTTIPAP	Common Share	10-03-26	1,000,000	1.62	1,620,000	Purchase
TURBO	Mr SUTACH RUANGSUTTIPAP	Common Share	11-03-26	2,000,000	1.62	3,240,000	Purchase
NTV	Mr PIYASIL CHANPOO	Common Share	11-03-26	5,000	22.90	114,500	Purchase
PHG	Mr RONNACHIT YAEMSAARD	Common Share	11-03-26	4,900	13.00	63,700	Purchase
PACO	Mr TANEST LERTKAJORNKITTI	Common Share	11-03-26	20,000	1.30	26,000	Sale
PSG	Mr. David van dau	Common Share	09-03-26	10,500	3.04	31,920	Purchase
RPH	Mrs JIRAPORN SRINAKARIN	Common Share	09-03-26	2,000	4.92	9,840	Purchase
SMPC	Mrs BENJAWAN THARINCHAROEN	Common Share	11-03-26	46,800	9.10	425,880	Purchase
SKR	Mr SURIYAN KOJANROJ	Common Share	10-03-26	35,000	6.70	234,500	Purchase
STARM	Miss NICHANUN LAWANSATHIAN	Common Share	11-03-26	95,000	1.00	95,000	Purchase
TFG	Mr PUCHONG PROMMACHART	Common Share	10-03-26	33,700	6.55	220,735	Sale
TNR	Mr KONGPOB DARARATTANAROJ	Common Share	11-03-26	50,000	5.00	250,000	Purchase
TMT	Mr SOMSAK TOMORAKUL	Common Share	11-03-26	28,500	2.82	80,370	Purchase
III	Mr KRIRK-KRAI JIRAPAET	Common Share	06-03-26	120,000	3.95	474,000	Purchase
III	Mr KRIRK-KRAI JIRAPAET	Common Share	09-03-26	90,000	3.86	347,400	Purchase
				Total		Purchase 2,008,322,311	
						Sale 494,290,955	
						Net 1,514,031,356	



Corporate calendar

March 2026				
Monday 9	Tuesday 10	Wednesday 11	Thursday 12	Friday 13
XD AMA Bt0.2 ARIP Bt0.02 BIZ Bt0.5 BVG Bt0.051 B-WORK Bt0.183371 CPN Bt2.4 CPW Bt0.15 FUTURERT Bt0.122869 GBX Bt0.004 GFC Bt0.1 GOOG80 Bt0.0033 GOOGL01 Bt0.0076 GOOGL03 Bt0.002604 HYDROGEN Bt0.13 ITTHI Bt0.1 LST Bt0.22 MEGA Bt0.8 MSC Bt0.35 SCL Bt0.092 STECON Bt0.55 TKN Bt0.13 UNH19 Bt0.0289 XO Bt0.358 XW ITTHI 4 : 1 PD DIF Bt0.2222 SIRIPRT Bt0.08 Decreased capital SMT Share listing AWC 13,573,300 Shares	XD BDMS Bt0.65 BDX06 Bt0.01084 BEM Bt0.15 BGRIM Bt0.232 BKIH Bt6.25 BM Bt0.05 BTG Bt1.5 CME03 Bt0.062508 COM7 Bt1.1 CPT Bt0.025 DREIT Bt0.19 ERW Bt0.07 INSET Bt0.04 JCT Bt4.8 JR Bt0.055 KCC Bt0.0831 KK Bt0.015 MGC Bt0.11 MST Bt0.17 PAP Bt0.08 PLAT Bt0.02 PLT Bt0.01 PTG Bt0.35 RJH Bt0.35 TMI Bt0.01 TNL Bt0.6 TRVUS06 Bt0.01362 TTW Bt0.3 UBE Bt0.0153 UPOIC Bt0.34 UTP Bt0.3 XW KUN 4 : 1 PD WHABT Bt0.15	XD A5 Bt0.05 ADVICE Bt0.185 ASP Bt0.09 AXTRART Bt0.2194 BA Bt0.7 CK Bt0.25 CPNREIT Bt0.2794 CPR Bt0.035 DCON Bt0.00275 DTCENT Bt0.0608 EURO Bt0.25 FSMART Bt0.2 FTI Bt0.04 HFT Bt0.27 HKX23 Bt0.033484 HL Bt0.22 ICN Bt0.09 IDG Bt0.0735 ISSARA Bt0.1625 KTBSTMR Bt0.1513 LHHOTEL Bt0.31 LHRREIT Bt0.07 LHSC Bt0.241 LOXLEY Bt0.08 LPN Bt0.05 MJLF Bt0.18 NVDA01 Bt0.0002 NVDA06 Bt0.0002 NVDA19 Bt0.001 NVDA80 Bt0.00154 RCL Bt1.5 SE Bt0.026493 SEAOL Bt0.1 SGP Bt0.1 SHR Bt0.055 SRIPANWA Bt0.2554 TK Bt0.2 TNP Bt0.055 TPIPL Bt0.03 TPIPP Bt0.07 UOBKH Bt0.009 WICE Bt0.14 WIIK Bt0.055 WPH Bt0.073 WPH 50 : 1 XD(ST) ZEN Bt0.1 XW CWT 1 : 1,350 XB CWT 3,150 : 1 CWT 1 : 1,350	XD 2S Bt0.12 AH Bt0.48 APO Bt0.05 AS Bt0.1 BGC Bt0.07 BJCHI Bt0.0171 BOFFICE Bt0.1468 CPH Bt0.75 CTW Bt0.08 MASTEC Bt0.14 MTI Bt0.81 NC Bt0.01 NDR Bt0.035 PEACE Bt0.06 PMTA Bt0.7 PRINC Bt0.012 PSH Bt0.09 PSP Bt0.2 PTC Bt0.01 QLT Bt0.031 RATCH Bt0.8 SCP Bt1 SECURE Bt1 SEI Bt0.11 SFLEX Bt0.05 STECH Bt0.04 SUSCO Bt0.03 SVOA Bt0.08 THG Bt0.14 TMD Bt1.7 TQM Bt0.6 TTI Bt0.5 UEC Bt0.03 VCOM Bt0.23 XR QTCG 1 : 4 @Bt0.08 XW BWG 6 : 1 TL 6 : 1 PD FTREIT Bt0.1945 GVREIT Bt0.1783 INETREIT Bt0.0675 LUXF Bt0.196 MC Bt0.52	XD ASIMAR Bt0.12 BUI Bt0.2 BUI 10 : 1 XD(ST) CEYE Bt0.075 CMAN Bt0.15 CPI Bt0.27 CSC Bt2.25 CSC-P Bt3.75 DOD Bt0.05 EAST Bt0.02 EGCO Bt3.25 FORTH Bt0.21 ICHI Bt0.55 KBS Bt0.5 KO80 Bt0.01647 M-CHAI Bt0.4 NAM Bt0.03 NETEASE80 Bt0.07169 NTSC Bt0.3 ONSENS Bt0.019 PRTR Bt0.3 S Bt0.015 SP500US19 Bt0.0319 SP500US80 Bt0.00742 SPCG Bt0.26 STC Bt0.01 SVT Bt0.05 SYMC Bt0.0973 TEAM Bt0.15 TIPH Bt1 TNR Bt0.2 TPP Bt1 TVH Bt0.44 TVO Bt1.17 VIH Bt0.4 XR EMPIRE 3.3334 : 1 @Bt0.50 PD CPTREIT Bt0.1022 IMPACT Bt0.24 KPNREIT Bt0.0592 Share listing QHHRREIT 69,000,000 Shares
XD BRI Bt0.025 CNT Bt0.05 HANA Bt0.75 MAGURO Bt0.46 MASTER Bt0.4 METAO1 Bt0.0028 METAO6 Bt0.00202 META80 Bt0.00203 NDAQ06 Bt0.00833 SNP Bt0.45 STX Bt0.085 TMILL Bt0.05 UNIQ Bt0.08 WINMED Bt0.0125 XPG Bt0.01 PD HERMES80 Bt0.01311 PROSPECT Bt0.218 SGX19 Bt0.019 TPRIME Bt0.1019	XD ADD Bt0.09 BH Bt9 BH-P Bt9 BIG Bt0.01 HPF Bt0.133 LALIN Bt0.16 MBK Bt0.6 MII Bt0.15 MNIT Bt0.033 MNIT2 Bt0.09 MNRFBt0.03 M-STOR Bt0.11 PYLON Bt0.24 SIRI Bt0.08 SONIC Bt0.06 TAIWANAI13 Bt0.049435 TAIWANHD13 Bt0.375706 TQR Bt0.225 WARRIX Bt0.0563 PD SUPEREIF Bt0.1733	XD KCAR Bt0.14 KOOL Bt0.0125 PRG Bt0.38 SAMART Bt0.14 SAMTEL Bt0.05 SAV Bt0.5 THIP Bt0.95 TSTE Bt0.08 PD EGATIF Bt0.0351 KBSPIF Bt0.17 TFFIF Bt0.1219 TTLPF Bt0.4946	XD AMC Bt0.08 CCET Bt0.09 HTECH Bt0.1 KJL Bt0.26 LANNA Bt0.5 NTV Bt1.04 PATO Bt0.45 PDG Bt0.17 SFT Bt0.07 SPG Bt0.8 TEGH Bt0.22 TTA Bt0.25	XD WMTO6 Bt0.00768 PD AIMIRT Bt0.205 AMATAR Bt0.118 BAREIT Bt0.2 BRRGIF Bt0.02417 KSL Bt0.04 PICO Bt0.05 QHHRREIT Bt0.18 SPRIME Bt0.1 WHART Bt0.1212 XO Bt0.358
XD AVGO80 Bt0.00409 JDF Bt0.18 KCE Bt0.6 QQQM19 Bt0.0164 SPCOM80 Bt0.01171 SPENGY80 Bt0.02324 SPFIN80 Bt0.05943 SPHLTH80 Bt0.02046 SPTECH80 Bt0.01363 XR STOWER 1 : 9.84645 @Bt0.015 PD GAHREIT Bt0.325 GROREIT Bt0.28	PD HYDROGEN Bt0.13 MGC Bt0.11 MIPF Bt0.38 TIFI Bt0.155	XD RAM Bt0.1 PD ALLY Bt0.111 B-WORK Bt0.183371 FUTURERT Bt0.122869 SBUX80 Bt0.0078	XD LEE Bt0.2 Q-CON Bt0.4 PD BGC Bt0.07 HFT Bt0.27 ISSARA Bt0.1625 KTBSTMR Bt0.1513 SRIPANWA Bt0.2554	XD NOV080 Bt0.03962 SCGD Bt0.19 PD AMGN06 Bt0.01684 AXTRART Bt0.2194 BAC03 Bt0.014098 BOFFICE Bt0.1468 CPNREIT Bt0.2794 LHHOTEL Bt0.31 LHRREIT Bt0.07 LHSC Bt0.241 MJLF Bt0.18 MSFT06 Bt0.00706 MSFT19 Bt0.008 USTR24 Bt0.01 WHAIR Bt0.1755

XD - Cash Dividend
XD(ST) - Stock Dividend

PD - Payment Date
XR - Rights for Common

XW - Rights for Warrant
XT - Rights for Transferable Subscription Right

XE - Warrant Exercise
CW - Capital write-down

SP - Suspension



Disclaimer

The information in this report has been obtained from sources believed to be reliable. However, its accuracy or completeness is not guaranteed. Any opinions expressed herein reflect our judgment at this date and are subject to change without notice. This report is for information only. It is not to be construed as an offer, or solicitation of an offer to sell or buy any securities. We accept no liability for any loss arising from the use of this document. We or our associates may have an interest in the companies mentioned therein.

InnovestX Securities Company Limited (“INVX”) is wholly owned by SCB X Public Company Limited (“SCBX”) and The Siam Commercial Bank Public Company Limited (“SCB”) is majority-owned by SCBX. Any information related to SCB is for sector comparison purpose.

This document is prepared by InnovestX Securities Company Limited (“INVX”) which is wholly owned by SCB X Public Company Limited (“SCBX”). The Siam Commercial Bank Public Company Limited, which is majority-owned by SCBX, acts as financial advisor of the LH Hotel Leasehold Real Estate Investment Trust. Any opinions, news, research, analyses, prices, statements, forecasts, projections and/or other information contained in this document (the “Information”) is provided as general information purposes only and shall not be construed as individualized recommendation of an offer to buy or sell or the solicitation of an offer to buy or sell any securities. INVX and/or its directors, officers and employees shall not be liable for any direct, indirect, incidental, special or consequential loss or damage, resulting from the use of or reliance on the Information, including without limitation to, damages for loss of profits. The investors shall use the Information in association with other information and opinion, including their own judgment in making investment decision. The Information is obtained from sources believed to be reliable, and INVX cannot guarantee the accuracy, completeness and/or correctness of the Information.

INVX reserves the right to modify the Information from time to time without notice and in its sole discretion. This document is delivered to intended recipient(s) only and is not permitted to reproduce, retransmit, disseminate, sell, distribute, republish, circulate or commercially exploit the Information in any manner without the prior written consent of INVX.

Futures and Options trading carry a high level of risk with the potential for substantial losses, and are not suitable for all persons. Before deciding to trade Futures and Options, you should carefully consider your financial position, investment objectives, level of experience, and risk appetite if Futures and Options trading are appropriate. The possibility exists that you could sustain a loss of some or all of your initial investment. You should be aware of all the risks associated with Futures and Options trading, and you are advised to rely on your own judgment while making investment decision and/or should seek advice from professional investment advisor if you have any doubts.

This document is delivered to intended recipient(s) only and is not permitted to reproduce, retransmit, disseminate, sell, distribute, republish, circulate or commercially exploit the Information in any manner without the prior written consent of INVX.

© Copyright 2026 InnovestX Securities Co., Ltd. All right reserved.



CG Rating 2025 Companies with CG Rating

Companies with Excellent CG Scoring

AAI, AAV, ACE, ADB, ADVANC, AEONTS, AF, AGE, AIRA, AJ, AKP, AKR, ALLA, ALT, AMA, AMARIN, AMATA, AMATAV, AOT, AP, ARIP, ASIAN, ASIMAR, ASK, ASP, ASW, AUCTION, AURA, AWC, B, BAFS, BAM, BANPU, BAY, BBGI, BBL, BCH, BCP, BCPG, BDM, BEC, BEM, BEYOND, BGC, BGRIM, BH, BIZ, BJC, BKIH, BLA, BLC, BOL, BPP, BRI, BRR, BSRC, BTG, BTS, BWG, CBG, CENTEL, CFRESH, CGH, CHASE, CHEWA, CHG, CHOW, CIMBT, CIVIL, CK, CKP, CMC, CNT, COLOR, COM7, CPALL, CPAXT, CPF, CPL, CPN, CPW, CRC, CREDIT, DCC, DDD, DELTA, DEMCO, DITTO, DMT, DOHOME, DRT, DUSIT, EASTW, EGCO, EPG, ERW, ETC, ETE, FLOYD, FN, FORTH, FPI, FPT, FSMART, FSX, FTI, GABLE, GC, GCAP, GFC, GFPT, GGC, GLAND, GLOBAL, GPSC, GRAMMY, GULF, GUNKUL, HANA, HARN, HENG, HMPRO, HPT, HTC, ICC, ICHI, IIL, ILINK, ILM, IND, INET, INSET, INSURE, IP, IRC, IRPC, IT, ITC, ITEL, ITTHI, IVL, J, JAS, JMART, JMT, JTS, KBANK, KCAR, KCC, KCE, KCG, KEX, KJL, KKP, KSL, KTB, KTC, KUMWEL, LH, LHFG, LIT, LOXLEY, LRH, LST, M, MAJOR, MALEE, MBK, MC, MEGA, MFC, MFEC, MGC, MINT, MODERN, MONO, MOONG, MOSHI, MSC, MST, MTC, MTI, NEP, NER, NKI, NOBLE, NRF*, NV, NVD, NYT, OCC, ONEE, OR, ORI, ORN, OSP, PAP, PB, PCC, PCSGH, PDJ, PG, PHOL, PIMO, PJW, PL, PLANB, PLAT, PLUS, PM, PMC, PORT, PPP, PPS, PQS, PR9, PRG, PRM, PRTR, PSH, PSL, PSP, PTC, PTG, PTT, PTTEP, PTTGC, Q-CON, QH, QTC, RABBIT, RATCH, RBF, ROCTEC, RS, RT, S, S&J, SA, SAAM, SABINA, SAK, SAMART, SAMTEL, SAT, SAV, SAWAD, SC, SCAP, SCB, SCC, SCCC, SCG, SCGD, SCGP, SCM, SDC, SE, SEAFCO, SEAOL, SELIC, SENA, SENX, SFLEX, SGC, SGP, SGR, SHR, SICT, SIRI, SIS, SITHAI, SJWD, SKR, SKY, SMPC, SNC, SNNP, SNP, SO, SONIC, SPALI, SPC, SPCG, SPI, SPRC, SR, SSF, SSP, SSSC, STA, STARM, STECON, STGT, STI, SUC, SUN, SUSCO, SUTHA, SVOA, SYMC, SYNEX, SYNTEC, TACC, TAN, TASCOC, TBN, TCAP, TCMC, TEAMG, TEGH, TEKA, TFG, TFMAMA, TGE, TGH, THANA, THANI, THCOM, THIP, THRE, THREL, TIPH, TISCO, TKS, TKT, TLI, TM, TMD, TMILL, TMT, TNDT, TNITY, TNL, TOA, TOG, TOP, TPAC, TPBI, TQM, TRUBB, TRUE, TSC, TSTE, TSTH, TTA, TTB, TTCL, TTW, TV, TVDH, TVH, TVO, TWPC, UAC, UBE, UBIS, UP, UPF, UPOIC, UV, VGI, VIBHA, VIH, VNG, WACOAL, WGE, WHA, WHAUP, WICE, WINMED, WINNER, WP, WPH, ZEN

Companies with Very Good CG Scoring

2S, A5, ABM, ACG, ADD, AE, AH*, AIT, ALUCON, AMC, ANAN, APCO, APCS, ATP30, BA, BBK, BC, BCP, BE8, BIG, BPS, BR, BSBM, BTC, BTW, BVG, BYD*, CFARM, CH, CIG, CM, CMAN, CMO*, COCOCO, COMAN*, CPI, CRD, CSC, DEXON, DTCENT, EAST, EKH, ESTAR, EURO, EVER, FE, FVC, GEL, HUMAN, ICN, IFS, JDF, JPARK, JSP, JUBILE, K, KGI*, KTIS, KTMS, KUN, LALIN, LANNA, LEO, LHK, LPN*, MAGURO, MATCH, MBAX, M-CHAI, MCOT, METCO, MICRO, MVP*, NC, NCH, NCL, NDR, NEO, NL, NSL, NTSC, NTV, OKJ, PATO, PDG, PEACE, PEER, PREB, PRI, PRIME, PRIN, PRINC*, PROUD, PSG, PSTC, PT, QLT, RCL, READY, RPH, SAMCO, SANKO, SAPPE, SCI, SCN, SECURE, SFT, SINO, SKE, SMT, SPA, SPVI, SRS, SUPER, SVI*, SWC, TAE, TFM, TIDLOR*, TIPCO, TITLE, TK, TKN*, TMC, TMI, TNP, TNR, TPA, TPCS, TPIPL*, TPIPP, TPS, TQR, TRP, TRT, TURTLE, TVT, UBA, UREKA, VCOM, VRANDA, WARRIX, WAVE*, WIN, XO, XPG, XYZ, ZIGA

Companies with Good CG Scoring

AHC, AIE, AMANAH, AMR, ANI, APURE, ARIN, ARROW, ASIA, ASN, AYUD, BIOTEC, BIS, BJCHI, BLAND, CAZ, CEN, CHAO, CHARAN*, CHAYO, CHIC, CHOTI, CI, CITY, CSP, CSS, CWT, DIMET*, DOD, DPAINT, DV8, EA*, EASON, ECF*, EFORL, FNS, FTE, GBX, GPI, GTB, GYT, IMH, IRCP, ITNS, IVF, JCK, KBS, KISS, KK, KWC, KWM, L&E, LDC, LEE, MCA, MEB, MEDEZE, MENA, MILL*, MITSIB, MK, MPJ, NAM, NATION, NCAP, NEX, NOVA, NPK, OGC, PACO, PANEL, PCE, PHG, PICO*, PIN, PIS, PLANET, POLY, PRAKIT, PRAPAT, PROEN, PROS, PTECH, PYLON, RAM, RJH, RML, ROCK, RPC, SAFE, SALEE, SE-ED, SIAM, SINGER, SISB, SK, SKN, SMD100, SNPS, SORKON, SPREME, SST, STANLY, STC, STPI, STX, SVR, SVT, TAKUNI, TATG, TFI, THG*, TMAN, TOPP, TPLAS, TPOLY, TRC*, TRU, TSE, TSR*, UKEM, UOBKH, VARO, VL, WFX, WIJK, WORK, YUASA, ZAA

Corporate Governance Report

The material contained in this publication is for general information only and is not intended as advice on any of the matters discussed herein. Readers and others should perform their own independent analysis as to the accuracy or completeness or legality of such information. The Thai Institute of Directors, its officers, the authors and editor make no representation or warranty as to the accuracy, completeness or legality of any of the information contained herein. By accepting this document, each recipient agrees that the Thai Institute of Directors Association, its officers, the authors and editor shall not have any liability for any information contained in, or for any omission from, this publication. The survey result is as of the date appearing in the Corporate Governance Report of Thai Listed Companies. As a result, the survey result may be changed after that date. InnovestX Securities Company Limited does not conform nor certify the accuracy of such survey result.

* บริษัทหรือกรรมการหรือผู้บริหารของบริษัทที่มีข่าวด้านการกำกับดูแลกิจการที่ส่งผลกระทบต่อผลสำรวจ 1 ช่วงคะแนน เช่น การกระทำความผิดเกี่ยวกับหลักทรัพย์ การทุจริต คอร์รัปชัน เป็นต้น ซึ่งการใช้ข้อมูล CGR ควรตระหนักถึงข่าวดังกล่าวประกอบด้วย

* บริษัทหรือกรรมการหรือผู้บริหารของบริษัทที่มีข่าวด้านการกำกับดูแลกิจการ เช่น กรณีที่มีการฝ่าฝืนหรือละเลยการปฏิบัติตามกฎหมาย ข้อบังคับ ระเบียบ ประกาศ คำสั่ง มติคณะกรรมกร หรือข้อตกลงการดำเนินงานหลักทรัพย์

Anti-corruption Progress Indicator

Certified (ได้รับรับรอง)

2S, AAI, ACE, ADB, ADVANC, AE, AF, AH, AI, AIE, AIRA, AJ, AKP, AMA, AMANAH, AMATA, AMATAV, AP, APCO, AS, ASIAN, ASK, ASP, ASW, AWC, AYUD, B, BAFS, BAM, BANPU, BAY, BBGI, BBL, BCH, BCP, BCPG, BE8, BEC, BEYOND, BGC, BGRIM, BLA, BPP, BPS, BRI, BRR, BSBM, BTC, BTG, BTS, BWG, CAZ, CBG, CEN, CENTEL, CFRESH, CGH, CHASE, CHEWA, CHOTI, CHOW, CI, CIG, CIMBT, CM, CMC, COM7, CPALL, CPAXT, CPF, CPI, CPL, CPN, CPW, CRC, CREDIT, CSC, CV, DCC, DELTA, DEMCO, DEXON, DIMET, DMT, DOHOME, DRT, DUSIT, EASTW, ECF, EGCO, EP, EPG, ERW, ETC, ETE, FNS, FPI, FPT, FSMART, FSX, FTE, GBX, GC, GCAP, GEL, GFPT, GGC, GLOBAL, GPI, GPSC, GUNKUL, HANA, HARN, HEALTH, HENG, HMPRO, HTC, ICC, ICHI, ICN, IFS, IIL, ILINK, ILM, INET, INOX, INSURE, IRPC, ITC, ITEL, IVL, JAS, JMART, JR, JTS, K, KASET, KBANK, KCAR, KCE, KGEN, KGI, KKP, KSL, KTB, KTC, L&E, LANNA, LH, LHFG, LHK, LPN, LRH, M, MAJOR, MALEE, MATCH, MBAX, MBK, MC, MCOT, MEGA, MENA, META, MFC, MFEC, MINT, MODERN, MONO, MOONG, MSC, MST, MTC, MTI, NATION, NCAP, NEP, NER, NKI, NOBLE, NRF, OCC, OGC, OR, ORI, OSP, PAP, PATO, PB, PCSGH, PDG, PDJ, PG, PHOL, PIMO, PK, PL, PLANB, PLANET, PLAT, PLUS, PM, PMC, PPP, PPM, PPS, PQS, PR9, PREB, PRG, PRIME, PRINC, PRM, PROS, PRTR, PSH, PSL, PSTC, PT, PTECH, PTG, PTT, PTTEP, PTTGC, PYLON, Q-CON, QH, QLT, QTC, RABBIT, RATCH, RBF, RML, RS, RWI, S&J, SA, SAAM, SABINA, SAK, SAPPE, SAT, SC, SCB, SCC, SCCC, SCG, SCGD, SCGP, SCM, SCN, SEAOL, SE-ED, SELIC, SENA, SENX, SFLEX, SGC, SGP, SIRI, SIS, SITHAI, SJWD, SKR, SMIT, SMPC, SNC, SNNP, SNP, SORKON, SPACK, SPALI, SPC, SPI, SPRC, SRICHA, SSF, SSP, SSSC, SST, STA, STARM, STGT, STOWER, SUSCO, SVI, SVOA, SVT, SYMC, SYNTEC, TAE, TAKUNI, TASCOC, TCAP, TCMC, TEGH, TFG, TFI, TFMAMA, TGE, TGH, THANI, THCOM, THIP, THRE, THREL, TIPCO, TIPH, TISCO, TKN, TKS, TKT, TMD, TMILL, TMT, TNITY, TNL, TNP, TNR, TOG, TOP, TOPP, TPA, TPAC, TPCS, TPLAS, TRT, TRU, TRUE, TSC, TSI, TSTE, TSTH, TTA, TTB, TTCL, TU, TURTLE, TVDH, TVO, TWPC, UBE, UBIS, UEC, UKEM, UPF, UV, VCOM, VGI, VIBHA, VIH, WACOAL, WHA, WHAUP, WICE, WIJK, WPH, XO, YUASA, ZEN, ZIGA

Declared (ประกาศเจตนา)

AMARIN, ANI, APCO, ASAP, ASEFA, AUCTION, AURA, B52, BKIH, CHG, DITTO, EA, EAST, EMC, ESTAR, EVER, FLOYD, GABLE, GFC, GREEN, GULF, HL, HUMAN, IP, IT, J, JDF, JMT, KCC, KJL, LDC, LIT, M-CHAI, MEDEZE, MGC, MJD, MOSHI, NSL, NTSC, PCC, PCE, PLE, PROEN, PROUD, PTC, S, SANKO, SAWAD, SCAP, SFT, SHR, SINGER, SINO, SKE, SKY, SOLAR, SONIC, SUPER, TBN, TEAMG, TMC, TMI, TPP, TQM, UOBKH, UP, UREKA, VL, VNG, WARRIX, WELL, WIN, WP

N/A

88TH, A, A5, AAV, ABM, ACAP, ACC, ACG, ADD, ADVICE, AEONTS, AFC, AGE, AHC, AIT, AJA, AKR, AKS, ALLA, ALPHAX, ALT, ALUCON, AMARC, AMC, AMR, ANAN, AOT, APO, APP, APURE, AQUA, ARIN, ARIP, ARROW, ASIA, ASIMAR, ASN, ATLAS, ATP30, AU, BA, BBK, BC, BCT, BDM, BEAUTY, BEM, BGT, BH, BIG, BIOTEC, BIS, BIZ, BJC, BJCHI, BKA, BKD, BKGI, BLAND, BLC, BLESS, BLISS, BM, BOL, BR, BROCK, BSM, BTNC, BTW, BUI, BVG, BYD, CCET, CCP, CEYE, CFARM, CGD, CH, CHAO, CHARAN, CHAYO, CHIC, CHO, CITY, CIVIL, CK, CKP, CMAN, CMO, CMR, CNT, COCOCO, COLOR, COMAN, CPANEL, CPH, CPR, CPT, CRANE, CRD, CSP, CSR, CSS, CTW, CWT, D, DCON, DDD, DHOUSE, DOD, DPAINT, DTCENT, DTICI, DV8, EASON, EFORL, EKH, EMPIRE, ETL, EURO, F&D, FANCY, FE, FM, FMT, FN, FORTH, FTI, FVC, GENCO, GJS, GLAND, GLORY, GRAMMY, GRAND, GSTEEL, GTB, GTV, GYT, HANN, HFT, HPT, HTECH, HYDRO, I2, IDG, IHL, IIG, IMH, IND, INGRS, INSET, IRC, IRCP, IROYAL, ITD, ITNS, ITTHI, IVF, JAK, JCK, JCT, JPARK, JSP, JUBILE, KAMART, KBS, KC, KCG, KCM, KDH, KIAT, KISS, KK, KKK, KLINIQU, KOOL, KTIS, KTMS, KUMWEL, KUN, KWC, KWI, KWM, KYE, LALIN, LEE, LEO, LOXLEY, LPH, LST, LTMH, LTS, MADAME, MAGURO, MANRIN, MASTEC, MASTER, MATI, MCA, MCS, MDX, MEB, METCO, MGI, MGT, MICRO, MIDA, MILL, MITSIB, MK, ML, MMM, MORE, MOTHER, MPJ, MRDIYT, MTW, MUD, MVP, NAM, NAT, NC, NCH, NCL, NCP, NDR, NEO, NETBAY, NEW, NEWS, NEX, NFC, NKT, NL, NNCL, NOVA, NPK, NTF, NTV, NUT, NV, NVD, NWR, NYT, OHTL, OKJ, ONEE, OSENS, ORN, PACO, PAF, PANEL, PEACE, PEER, PERM, PF, PHG, PICO, PIN, PIS, PUJ, PLT, PMTA, POLY, PORT, PPM, PRAKIT, PRAPAT, PRECHA, PRI, PRIL, PSGC, PSP, PTL, QDC, QTCG, RAM, RCL, READY, RICHY, RJH, ROCK, ROCTEC, ROH, ROJNA, RP, RPC, RPH, RSP, RT, S11, SAF, SAFE, SALEE, SAM, SAMART, SAMCO, SAMTEL, SAUCE, SAV, SAWANG, SCI, SCL, SCP, SDC, SE, SEAFCO, SECURE, SEI, SGF, SHANG, SIAM, SICT, SIMAT, SISB, SK, SKIN, SKN, SLP, SMART, SMD100, SMO, SMT, SNPS, SO, SPA, SPCG, SPG, SPREME, SPVI, SQ, SR, SRS, STANLY, STC, STECH, STECON, STELLA, STI, STP, STPI, STX, SUC, SUN, SUTHA, SVR, SWC, SYNEX, TACC, TAN, TAPAC, TATG, TC, TCC, TCJ, TCOAT, TEAM, TEKA, TERA, TFM, TGPRO, TH, THAI, THANA, THE, THG, THMUI, TIDLOR, TIGER, TITLE, TK, TKC, TLI, TMI, TMAN, TMW, TNDT, TNH, TNPC, TOA, TPBI, TPCH, TPIPL, TPIPP, TPL, TPOLY, TPS, TQR, TR, TRC, TRITN, TRP, TRUBB, TRV, TSE, TSR, TTI, TTT, TTW, TURBO, TVH, TVT, TWP, TWZ, TYCN, UAC, UBA, UMI, UMS, UNIQU, UPOIC, UTP, UVAN, VARO, VPO, VRANDA, VS, WASH, WAVE, WFX, WGE, WINDOW, WINMED, WINNER, WORK, WSOL, XBIO, XPG, XYZ, YGG, YONG, ZAA

Explanations

Companies participating in Thailand's Private Sector Collective Action Coalition Against Corruption programme (Thai CAC) under Thai Institute of Directors (as of May 2, 2025) are categorised into: companies that have declared their intention to join CAC, and companies certified by CAC.