

สวัสดี ตอนเช้า

Market today

Limited upper bound

The SET is expected to experience a short-term technical rebound. However, the market lacks catalysts, and fund flows continue outward, limiting the upper bound to resistances of 1310 and 1315. Supports are at 1300 and 1290. A fall below support will bring back negative indicators.

Today's highlights

- US composite PMI in June was the highest in 26 months, boosted by new orders and increased employment. Business confidence has also improved.
- Apple has delayed the launch of three new AI products due to EU technology regulations requiring Apple devices be compatible with competitor products and services.
- Thailand exports in May 2024 reached US\$26bn, the highest in 14 months, with 5M24 exports of US\$120bn, up 2.6%. Growth is expected to continue in June and 2H24.
- The Ministry of Energy's new Power Development Plan (PDP) includes over Bt1tn in electrical infrastructure investment, focusing on appropriate pricing, balancing security, cost, environment and reducing carbon emissions.
- The government announced Customs duty on goods valued up to Bt1,500, with 7% VAT applicable on items priced from Bt1, effective July 5, 2024.
- The House of Representatives approved the first reading of the FY2025 Bt3.75tn budget bill.
- The Prime Minister ordered the EEC Secretary to expedite the high-speed rail project connecting three airports, along with the U-Tapao Airport development project.
- The Minister of Finance announced changes to the ThaiESG fund, increasing the investment limit to Bt300,000 from Bt100,000 and reducing the holding period to 7 years from 8 years, effective 2024-2026.

Strategy today

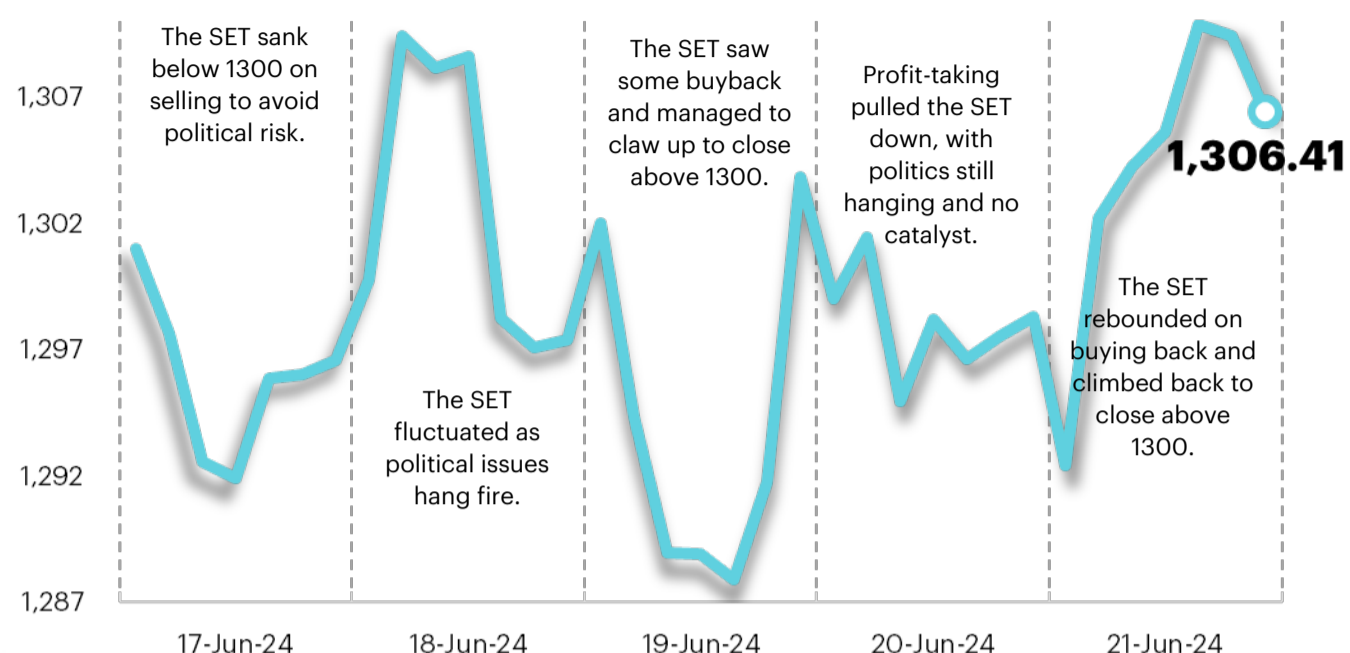
In the short term, the SET is still volatile and fragile from prolonged pressure from politics and it will continue to underperform the region. However, there are economic hopes lying in industrial production and the release of the MPC minutes that may signal recovery in the manufacturing sector. Externally, there is no new catalyst this week. Follow US PCE in May which is expected to be stable MoM and 2.6%YoY (slowing from 2.7%YoY in April); this does not heavily pressure the market. "Selective Buy".

Daily report

Monday, June 24, 2024

Support - Resistances

1300/1290 - 1310/1315



Trading today

Political risk is making the Thai capital market volatile and fragile, while there is no new catalyst from outside next week. We recommend "Selective Buy" with four main themes:

- 1) Global plays: Companies whose profit is expected to continue to recover and the benefit from a global recovery will be sufficient to offset domestic turmoil - KCE, SCGP, TU and MINT.
- 2) Stocks which are expected to benefit from short covering after the SET implements the uptick rule on July 1, 2024 - HANA, BEM, KCE, MINT, OSP, BBL, SCGP and AOT.
- 3) Stocks expected to benefit from the EURO 2024 football competition between June 14-July 14, 2024, - ADVANC, TRUE, CPALL, MINT and TU.
- 4) Tension has eased about the situation in the Middle East, leading Brent down to the lower bound of US\$80-90/bbl, which is seen as an opportunity to hedge. For high-risk takers, we recommend an upstream oil stock - PTTEP.

Daily top picks

TOP: In the short term the company benefits from increasing oil price. Refinery margin has touched bottom and is beginning to recover, led by seasonal demand for gasoline and jet fuel. Aromatics profit is expected to improve from strong product spread driven by tight supply in Asia.

BDMS: A defensive stock whose profit is expected to return to grow as patients come back after Songkran. 2Q24 profit is expected to grow YoY but decline QoQ due to seasonal factors, and 2024 core profit is expected to grow 13%, backed by higher EBITDA margin and more demand for medical services outside Bangkok.



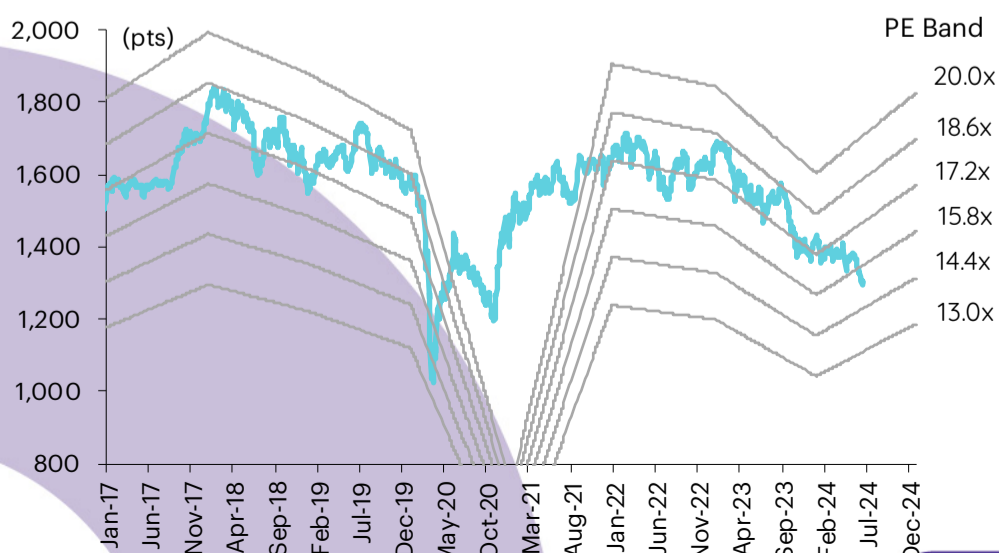
Today's reports

Bank – Loans shrink for the second month in a row

What to watch

Date	Event
24 Jun	Economic release: TH – Car sales for May Event: Effective date of quarterly FTSE Global Equity Index Series Inclusion and Exclusion levels
25 Jun	Economic release: US – Consumer confidence by Conference Board for Jun TH – Exports for May
26 Jun	Economic release: US – Crude oil inventories
27 Jun	Economic release: US – Final GDP for 1Q24, unemployment claims, durable goods orders for May
28 Jun	Economic release: JP – Unemployment rate for May, prelim industrial production for May, retail sales for May CN – Manufacturing and non-manufacturing PMI for Jun US – Core PCE price index, personal income and spending for May TH – Economic and monetary conditions for May

SET Index movement



Daily report Monday, June 24, 2024

SET Index series

Index	21 Jun (pts)	Chg (pts)	Chg (%)	Value (Btmn)
SET	1,306.41	8.12	0.63	56,463.17
SET50	808.74	1.57	0.19	38,010.93
SET100	1,781.59	6.81	0.38	45,982.45
sSET	821.85	20.22	2.52	4,174.92
SETCLMV	780.35	11.25	1.46	20,569.08
SETHD	1,077.54	9.19	0.86	12,885.02
SETESG	836.10	7.61	0.92	40,345.83
SETWB	781.41	6.02	0.78	13,936.92
mai	352.60	7.91	2.29	2,536.27

Trading summary by investor type

(Btmn)	21 Jun	WTD	MTD	YTD
Foreign				
Net	(1,580)	(10,680)	(26,102)	(108,262)
Breakdown (%)	58.59	55.81	55.09	54.19
Institution				
Net	109	589	4,269	3,984
Breakdown (%)	8.30	9.08	8.50	8.95
PropTrade				
Net	240	1,106	828	(770)
Breakdown (%)	5.93	5.95	6.30	6.70
Individual				
Net	1,231	8,985	21,005	105,047
Breakdown (%)	27.18	29.17	30.12	30.17

S50 futures trading by foreign investors

(Contract)	21-Jun	WTD	MTD	YTD
Foreign	22,254	6,955	(63,430)	(90,601)
Institution	(7,991)	(5,008)	(5,193)	(5,505)
Customer	(14,263)	(1,947)	68,623	96,106

Bond trading by foreign investors

(Btmn)	21-Jun	WTD	MTD	YTD
Buy	1,816	15,121	42,531	368,673
Sell	3,373	18,620	46,361	407,917
Net	(1,558)	(3,499)	(3,830)	(39,244)

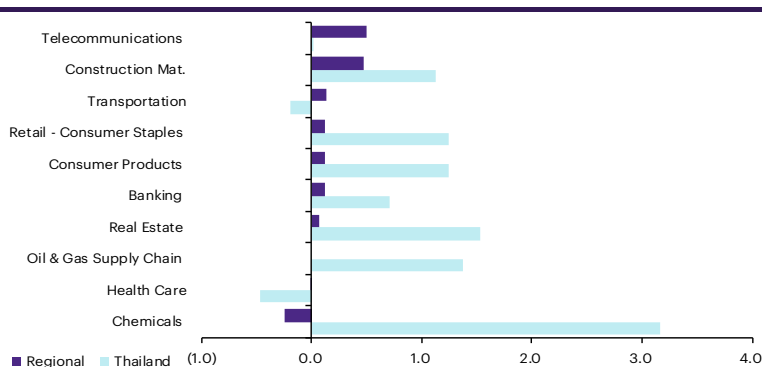
Market update

Global market movement

	21-Jun	Index	Chg (pts)	Performance (%)				PE (x)		EPS gth (%)		PBV (x)		ROE (%)	
				1D	WTD	MTD	YTD	24F	25F	24F	25F	24F	25F	24F	25F
S&P 500		5,465	(8.55)	(0.2)	0.6	3.5	14.6	22.3	19.7	10.6	13.3	4.5	4.1	18.4	19.3
Euro Stoxx 600		515	(3.80)	(0.7)	0.8	(0.6)	7.5	14.3	13.2	(3.2)	8.4	1.9	1.8	12.9	13.2
Japan		38,596	(36.55)	(0.1)	(0.6)	0.3	15.3	22.0	20.0	35.4	10.2	2.0	1.9	9.1	9.7
Hang Seng		18,029	(306.80)	(1.7)	0.5	(0.3)	5.8	8.8	8.3	8.2	6.6	1.0	0.9	10.6	10.4
MSCI Asia x J		698	(6.80)	(1.0)	0.6	4.1	8.9	14.1	12.2	23.2	15.4	1.6	1.5	11.3	12.0
Philippines		6,158	(186.08)	(2.9)	(3.5)	(4.3)	(4.5)	10.4	9.5	18.7	9.7	1.4	1.2	12.8	12.8
Indonesia		6,880	60.66	0.9	2.2	(1.3)	(5.4)	12.8	10.1	39.3	26.8	1.8	1.6	14.0	14.8
Malaysia		1,590	(2.32)	(0.1)	(1.1)	(0.4)	9.3	14.2	13.1	1.5	7.9	1.3	1.3	9.3	9.7
Thailand		1,306	8.12	0.6	(0.0)	(2.9)	(7.7)	14.3	12.7	14.1	12.9	1.3	1.2	9.0	9.6
Asean 4 - simple avg.				(0.4)	(0.6)	(2.2)	(2.1)	12.9	11.3	18.4	14.3	1.4	1.3	11.3	11.7
China		2,998	(7.30)	(0.2)	(1.1)	(2.9)	0.8	11.2	10.1	20.8	10.5	1.2	1.1	10.2	10.8
India		77,210	(269.03)	(0.3)	0.3	4.4	6.9	21.9	19.1	21.4	15.0	3.4	3.0	15.3	15.7
Singapore		3,306	6.02	0.2	0.3	(0.9)	2.0	10.5	10.2	6.2	3.2	1.1	1.0	10.0	10.1
Taiwan		23,253	(152.71)	(0.7)	3.3	9.8	29.7	20.5	17.6	33.3	16.3	2.9	2.6	14.1	14.9
Korea		2,784	(23.37)	(0.8)	0.9	5.6	4.9	11.1	8.8	64.5	26.1	1.0	0.9	9.2	10.3
Others				(0.4)	0.7	3.2	8.8	15.0	13.2	29.2	14.2	1.9	1.7	11.7	12.3

Regional sector movement

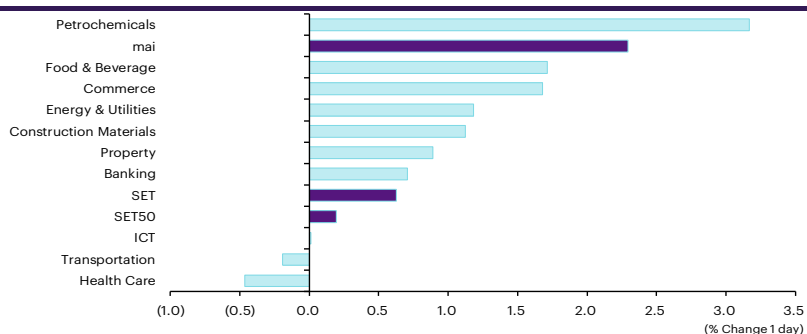
	Price performance (%) ⁺			
	21-Jun	WoW	MoM	YTD
Banking	0.12	0.71	(2.26)	0.74
Chemicals	(0.24)	(0.23)	(2.28)	(6.90)
Construction Mat.	0.47	(0.16)	(0.75)	(0.27)
Consumer Products	0.12	(1.13)	(4.56)	(10.21)
Health Care	(0.01)	(1.16)	(4.37)	(9.56)
Oil & Gas Supply Chain	0.00	(1.31)	(2.58)	(3.43)
Real Estate	0.07	(1.09)	1.06	5.46
Retail - Consumer Staples	0.12	(1.13)	(4.56)	(10.21)
Telecommunications	0.50	1.65	(1.06)	(6.25)
Transportation	0.13	(0.39)	0.51	(0.75)



⁺ Regional sector price performances (%) are based on US\$ and Thai sector price performances (%) are based on baht

Thailand sector movement

	Price performance (%)			
	21-Jun	WoW	MTD	YTD
Banking	0.71	(1.96)	(2.75)	(7.90)
Commerce	1.68	(1.34)	(5.18)	(10.95)
Construction Materials	1.12	(1.20)	(5.93)	(19.81)
Energy & Utilities	1.19	1.31	(3.60)	(11.20)
Food & Beverage	1.71	0.36	(2.83)	0.18
Health Care	(0.46)	(3.76)	(4.46)	(6.64)
ICT	0.01	(1.98)	(0.04)	3.31
Petrochemicals	3.17	1.00	(11.25)	(20.02)
Property	0.89	(0.31)	(5.27)	(14.44)
Transportation	(0.20)	0.33	(5.68)	(1.09)
SET	0.63	(0.01)	(2.92)	(7.73)
SET50	0.19	(0.00)	(2.08)	(7.60)
MAI	2.29	(0.93)	(7.19)	(14.34)



10 Most active stocks by value

Stock	Price (Bt)	Value (Btmn)	Chg (%)
CPALL	54.50	2,567.96	0.46
DELTA	84.75	2,412.07	(2.87)
SCB	106.00	1,699.86	0.47
PTTGC	30.75	1,603.41	4.24
AOT	60.25	1,596.37	(0.82)
BDMS	25.75	1,560.75	(0.96)
NRF	1.89	1,553.33	30.34
EA	18.20	1,582.75	3.41
GULF	40.25	1,266.47	3.21
WHA	4.92	1,160.07	(2.57)

Top 10 gainers

Stock	Price (Bt)	Value (Btmn)	Chg (%)
NRF	1.89	1,553.32	30.34
BYD	1.95	210.07	30.00
TRC	0.16	4.01	23.08
NEX	2.00	1,080.43	20.48
EVER	0.14	0.34	16.67
AS	3.56	75.44	16.34
NCAP	1.52	10.29	13.43
SPREME	1.49	10.21	12.88
GRAND	0.10	0.58	11.11
PK	0.93	28.91	10.71

Top 10 losers

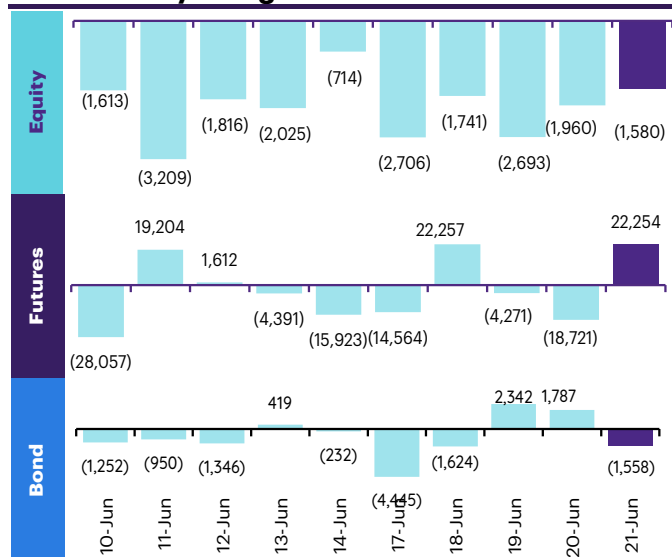
Stock	Price (Bt)	Value (Btmn)	Chg (%)
URBNPF	0.28	0.00	(9.68)
TGPRO	0.10	1.39	(9.09)
CHASE	1.53	26.87	(5.56)
BUI	14.10	0.27	(4.73)
NWR	0.28	0.38	(3.45)
SCN	0.85	0.70	(3.41)
SCM	3.44	0.18	(3.37)
CV	0.30	6.26	(3.23)
KTC	41.75	328.33	(2.91)
DELTA	84.75	2,411.86	(2.87)

Fund flow monitor

Regional foreign fund flows to equity

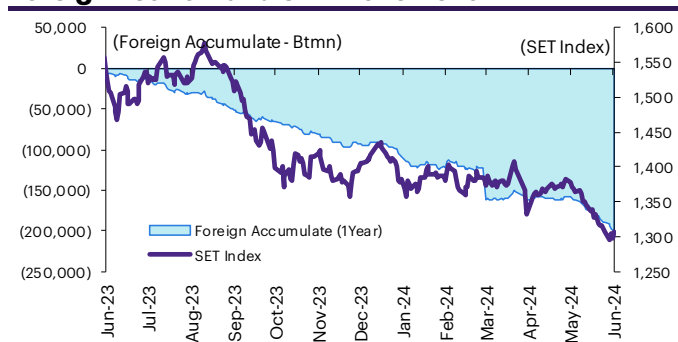
(US\$ Mn)	Thailand	Indonesia	Philippines	Malaysia	Vietnam	India	Taiwan	South Korea	Japan
Daily									
21-Jun-24	(43)	70	(23)		(40)		(486)	(176)	
20-Jun-24	(53)	(6)	(9)	(14)	(39)	149	1,071	314	
19-Jun-24	(73)	(43)	(10)	(26)	(60)	1,100	1,390	273	
18-Jun-24	(47)		(4)	(17)	(26)	189	531	466	
17-Jun-24	(73)				(31)		74	(99)	
Weekly									
WTD	(291)	20	(47)	(56)	(195)	1,438	2,579	778	508
14-Jun-24	(256)	2	(22)	43	(217)	1,150	1,451	1,619	508
7-Jun-24	(165)	(144)	(36)	114	(61)	(1,387)	(65)	1,071	(2,211)
31-May-24	(320)	(298)	(138)	(264)	(241)	(50)	(3,480)	(2,069)	1,793
24-May-24	(134)	(87)	(9)	101	(152)	370	1,620	152	525
Monthly									
MTD	(712)	(122)	(104)	101	(474)	1,201	3,965	3,469	(1,703)
May-24	(455)	(881)	(174)	314	(613)	(3,023)	2,708	(676)	9,910
Apr-24	108	(1,141)	(412)	(288)	(239)	(1,097)	(4,828)	1,794	19,808
Mar-24	(1,145)	506	(46)	(609)	(456)	4,016	(93)	3,816	(14,157)
YTD	(2,992)	(457)	(528)	(59)	(1,888)	(1,561)	6,575	16,776	38,419

Thailand daily foreign net flows

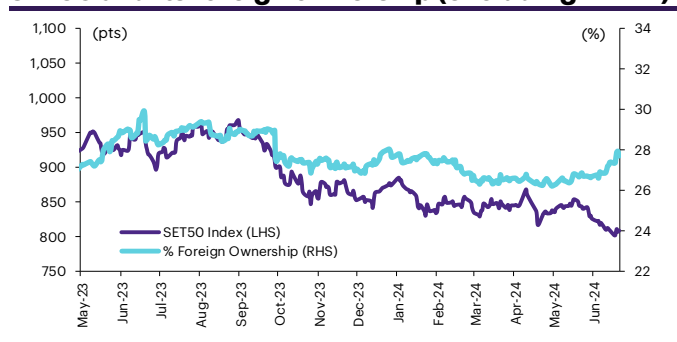


	Equity (Btmn)	SET50 futures (Contract)	Bond (Btmn)*	Bond (Btmn)
Daily				
21-Jun-24	(1,580)	22,254	3,600	(1,558)
Weekly				
WTD	(10,680)	6,955	1,138	(3,499)
14-Jun-24	(9,376)	(27,555)	(4,440)	(3,360)
7-Jun-24	(6,045)	(42,830)	(7,014)	3,029
31-May-24	(11,765)	(73,855)	(12,268)	(1,493)
24-May-24	(4,894)	(42,974)	(7,258)	8,525
Monthly				
MTD	(26,102)	(63,430)	(10,316)	(3,830)
May-24	(16,747)	(52,734)	(8,608)	18,633
Apr-24	3,914	19,636	3,421	(25,469)
Mar-24	(41,314)	102,406	17,387	(9,018)
Quarterly				
QTD	(38,935)	(96,528)	(15,503)	(10,666)
1Q24	(69,326)	5,927	937	(28,578)
4Q23	(35,319)	73,626	13,162	21,611
3Q23	(50,031)	(123,844)	(22,416)	(26,109)
2Q23	(50,263)	(85,648)	(15,901)	(7,364)
YTD				
2023	(192,490)	(243,096)	(47,380)	10,930
2022	202,694	2,573	2,012	213,107

Foreign net flow and SET movement



SET50 and its foreign ownership (excluding NVDR)



Foreign buy/sell activity monitor

Most foreign holding value change

	Fgn hld (%)	Δ Fgn (M.shares)	Buy* (Btmn)
BGRIM	38.70	8.29	178
ADVANC	36.93	0.74	153
TOP	19.34	2.18	114
ERW	6.09	19.28	87
SCB	19.37	0.80	85
CENTEL	7.61	0.97	39
PTTEP	13.43	0.22	34
VGI	7.95	17.13	22
BCP	17.75	0.54	20
WHA	16.68	4.08	20

	Fgn hld (%)	Δ Fgn (M.shares)	Sell* (Btmn)
KBANK	42.85	(11.26)	(1,407)
CPALL	26.35	(6.47)	(352)
KBANK	42.85	(11.26)	(1,407)
AOT	7.69	(4.67)	(281)
BH	31.69	(0.78)	(181)
BBL	26.05	(0.45)	(59)
PTT	8.29	(1.82)	(58)
TTB	28.78	(28.80)	(48)
IVL	70.18	(2.26)	(46)
EA	34.85	(2.33)	(42)

Top-5 NVDR net buy/sell

	Buy* (Btmn)	Sell* (Btmn)
TRUE	179	(572)
BDMS	160	(180)
WHA	138	(147)
EA	101	(132)
PTTGC	97	(131)
TU	86	(108)
PTT	82	(99)
BBL	72	(87)
SCC	52	(87)
PTTEP	37	(83)

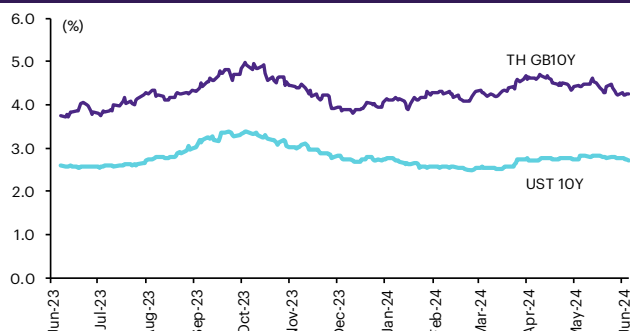
* InnovestX Research estimates

Multi-asset price update

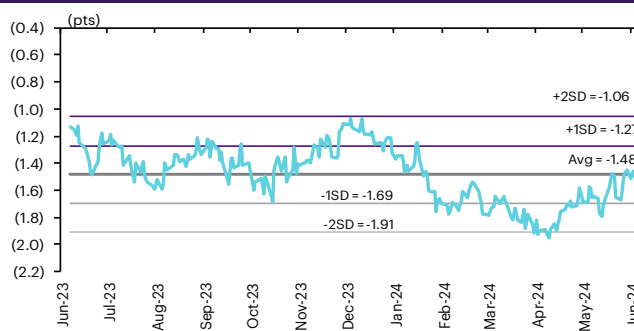
Key indicator update

	Close	21-Jun	WoW	MoM	YoY	YTD
Financial market condition						
VIX Index	13.20	-0.60	4.27	7.40	2.25	6.02
Europe CDS (bps)	62.39	1.22	-1.51	11.28	-14.80	3.81
LIBOR OIS Spread (bps)	0.00	0.00	0.00	0.00	-30.35	0.00
TED Spread (bps)	0.25	1.02	2.43	6.58	-0.18	-0.91
Exchange rate						
Dollar Index	105.83	0.17	0.30	1.02	3.35	4.39
USD/THB	36.70	0.03	0.06	0.80	4.80	6.78
EUR/USD	1.07	-0.10	-0.11	-1.21	-2.42	-3.13
USD/JPY	159.77	0.56	1.55	1.94	11.70	13.31
Bond: (Change in basis points)						
TH Gov Bond 2Y	0.02	-1.21	-1.28	-4.09	22.23	1.23
TH Gov Bond 10Y	0.03	-2.81	-6.35	-13.26	11.23	0.82
US Gov Bond 2Y	0.05	-1.14	2.36	-14.11	-5.23	47.41
US Gov Bond 10Y	0.04	-0.98	2.49	-17.61	47.25	36.70
Commodities						
CRB Index	543.99	-0.24	-0.22	-0.20	-2.27	6.60
Gold (US\$/oz)	2321.45	-1.61	-0.47	-2.38	21.35	12.55
Gross Refining Margin (US\$/bbl)	3.90	4.84	9.55	13.04	-1.52	-38.00
Dubai Crude (US\$/bbl)	82.42	-0.18	1.09	1.61	10.02	6.58
NYMEX Crude (US\$/bbl)	80.73	-0.69	2.91	4.07	16.14	66.66
Baltic Dry Index (pts)	1997.00	0.66	2.52	10.70	64.23	-4.63

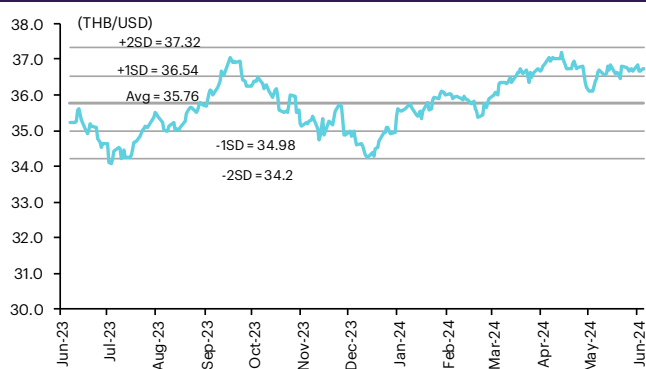
Thai and US 10-year government bond yield



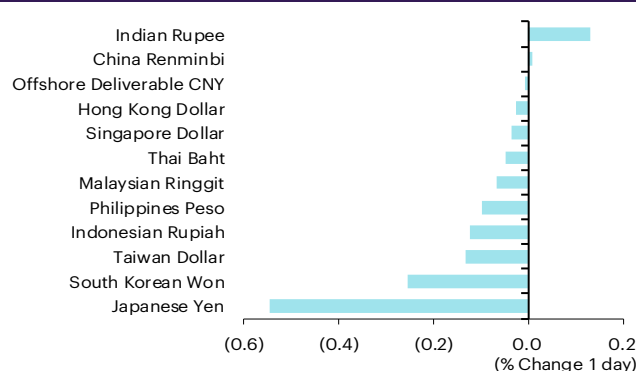
Thai and US 10-year government bond spread



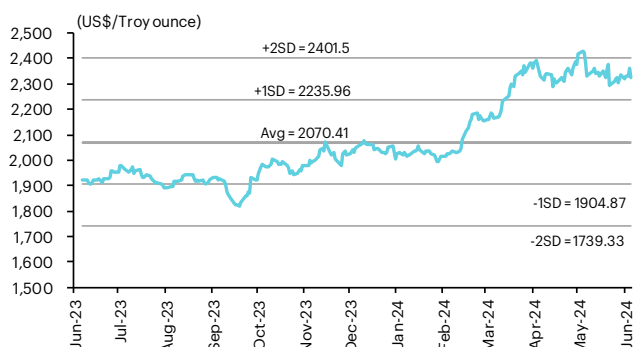
THB/USD exchange rate



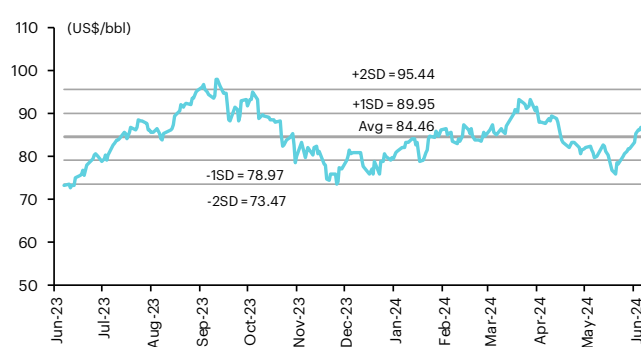
Regional foreign exchange rate spot return



Gold



Brent crude



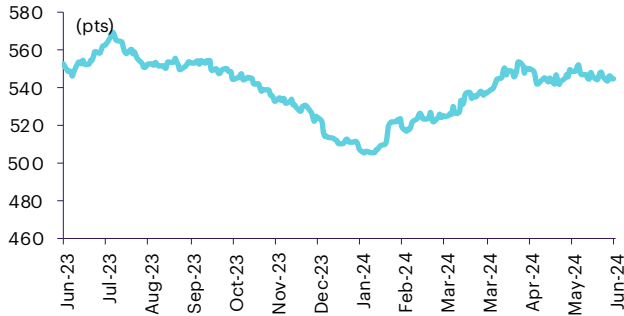
Commodities daily price update

	As of 21-Jun-24	-1W %	Avg. Price QTD in 1Q24	% QoQ	% YoY	Avg. Price in '23	% YoY	Avg. Price in '24	% YoY	Update
CRB Index	543.99	(0.6)	532.86	0.2	(3.4)	546.31	(7.81)	532.86	(2.5)	Daily
Energy Prices										
Crude Oil - Dubai (US\$/bbl)	84.75	2.3	83.26	(0.7)	4.7	81.93	(15.62)	83.26	1.6	Daily
Brent Crude (US\$/bbl)	86.62	6.6	83.83	(0.5)	3.2	82.60	(18.40)	83.83	1.5	Daily
West Texas Int. Cushing (US\$/bbl)	81.97	4.4	78.78	0.4	(3.0)	77.59	(17.93)	78.78	1.5	Daily
Crude Oil - Asia-Pacific Tapis Oil Spot (US\$/bbl)	87.48	3.1	87.62	(1.7)	7.9	86.52	(19.56)	87.62	1.3	Daily
Natural Gas Henry Hub (US\$/mmBTU)	2.72	(10.2)	2.54	(17.9)	(29.0)	3.34	(17.74)	2.54	(23.8)	Daily
Coal Price NEX (US\$/MT)	135.23	2.8	132.98	(2.6)	(49.9)	178.13	(51.19)	132.98	(25.3)	Friday
Oil Product Prices and Gross Refinery Margin										
Gas Oil 500 ppm Sulfur Singapore (US\$/bbl)	97.91	2.9	99.31	(5.1)	(6.1)	103.11	(21.20)	99.31	(3.7)	Daily
Gas Oil - Dubai (US\$/bbl)	13.16	6.9	16.05	(23.0)	(38.8)	21.18	(37.25)	16.05	(24.2)	Daily
Gasoline, 92 RON Spot (US\$/bbl)	97.91	12.9	99.31	(5.1)	(6.1)	103.11	(21.20)	99.31	(3.7)	Daily
Gasoline - Dubai (US\$/bbl)	13.16	238.9	16.05	(23.0)	(38.8)	21.18	(37.25)	16.05	(24.2)	Daily
Fuel Oil 180 Singapore Spot (US\$/bbl)	78.98	2.0	73.96	(29.4)	18.0	70.05	(12.98)	73.96	5.6	Daily
Fuel Oil - Dubai (US\$/bbl)	(5.77)	6.9	(9.30)	(27.8)	(44.8)	-11.88	(28.43)	(9.30)	(21.7)	Daily
Jet Kerosene - Spot Price (US\$/bbl)	99.67	1.3	100.59	(6.8)	(6.3)	105.01	(16.72)	100.59	(4.2)	Daily
Jet Kerosene - Dubai (US\$/bbl)	14.92	(3.7)	17.33	(28.0)	(37.8)	23.08	(20.38)	17.33	(24.9)	Daily
SG Refinery Margin (US\$/bbl)	3.90	9.6	5.47	(42.7)	(33.7)	6.86	95.65	5.44	-20.643	Daily
Olefins Product Prices and Spread										
Ethylene, FOB Japan Spot (US\$/MT)	805	0.0	871	(3.4)	1.3	835	(16.61)	871	4.4	Tuesday
Ethylene Spread (US\$/MT)	103	(20.7)	186	318.5	3.0	181	(33.22)	186	2.7	Daily
Propylene, FOB Japan Spot (US\$/MT)	825	0.0	827	0.3	(10.4)	848	(14.27)	827	(2.6)	Tuesday
Propylene Spread (US\$/MT)	123	(17.9)	141	(14.8)	(42.0)	195	(24.99)	141	(27.4)	Daily
Naphtha - Singapore Spot FOB (US\$/MT)	702	4.0	685	4.2	0.9	654	(10.45)	685	4.8	Daily
Polyolefins Prices and Spread										
Polye HDPE SE Asia (US\$/MT)	1,040	0.0	1,028	11.9	(4.1)	1,033	(12.49)	1,028	(0.5)	Tuesday
HDPE-Naphtha Spread (US\$/MT)	338	(7.4)	342	223.9	(12.6)	379	(15.80)	342	(9.7)	Daily
Polye LDPE-Film, CFR SE Asia Spot (US\$/MT)	1,240	3.3	1,125	10.0	(2.2)	1,053	(26.77)	1,125	6.8	Tuesday
LDPE-Naphtha Spread (US\$/MT)	538	2.5	439	174.7	(6.6)	399	(43.59)	439	10.1	Daily
PP Film, Spot South East Asia (US\$/MT)	1,030	1.0	1,001	4.3	(6.4)	999	(14.92)	1,001	0.3	Tuesday
PP Spread (US\$/MT)	328	(4.9)	316	4.5	(19.0)	345	(22.28)	316	(8.4)	Daily
MEG Prices and Spread										
MEG, CFR South East Asia (US\$/MT)	535	0.0	540	9.8	2.8	500	(14.40)	540	7.9	Tuesday
MEG Spread (US\$/MT)	36	0.0	0	(99.3)	(96.6)	-17	(52.64)	0	n.m.	Tuesday
Aromatics Product Prices and Spread										
Paraxylene, FOB USG Spot (US\$/MT)	1,110	0.9	1,102	(63.4)	0.3	1,103	(12.51)	1,102	(0.1)	Tuesday
Paraxylene Spread (US\$/MT)	394	(1.4)	399	5.0	(6.6)	411	(7.19)	399	(2.9)	Tuesday
Paraxylene - 92 RON Spread (US\$/MT)	275	(23.7)	255	30.6	29.2	224	54.61	255	14.1	Daily
Toluene, FOB Korea Spot (US\$/MT)	930	(1.1)	903	4.3	3.1	892	(7.35)	903	1.3	Tuesday
Benzene, CFR Japan Spot (US\$/MT)	1,080	0.0	1,046	13.5	10.3	918	(13.13)	1,046	13.9	Tuesday
Benzene Spread (US\$/MT)	430	(5.6)	431	28.8	27.6	340	(8.97)	431	26.7	Daily
Benzene - 92 RON Spread (US\$/MT)	245	(28.0)	199	592.0	326.3	38	(164.71)	199	417.1	Daily
Condensate (US\$/MT)	716	2.2	704	(0.7)	4.6	692	(15.39)	704	1.6	Daily
PTA Prices and Spread										
PTA, CFR South East Asia (US\$/MT)	805	0.6	791	1.6	(1.5)	802	(9.43)	791	(1.3)	Tuesday
PTA Spread (US\$/MT)	61	(2.7)	53	7.2	(21.0)	62	55.13	53	(15.9)	Tuesday
PVC Prices and Spread										
PVC, CFR South East Asia (US\$/MT)	830	0.0	794	0.2	(11.7)	844	(26.72)	794	(27.9)	Tuesday
Ethylene Spread (US\$/MT)	727	3.8	608	2.2	(15.4)	663	(24.72)	608	(8.3)	Tuesday
Ethylene Dichloride CFR Far East Asia (US\$/MT)	275	5.8	322	9.8	10.8	293	(45.94)	322	9.7	Tuesday
Metal										
Gold (US\$/Troy Ounce)	2,322	(0.1)	2,201	11.3	16.4	1,943	7.82	2,201	13.3	Daily
LME Copper 3 Month Rolling Forward (US\$/MT)	9,680	(2.7)	9,196	11.3	2.7	8,526	(3.17)	9,196	7.9	Daily
Silver Future (US\$/Troy Ounce)	30	(0.8)	27	9.5	n.a.	25	n.a.	27	8.0	Daily
China Composite Steel Prices (CNY/MT)	3,979	(0.6)	4,134	(1.8)	(8.1)	4,259	(10.71)	4,134	(2.9)	Daily
Agriculture Prices										
Malaysian Crude Palm Oil Spot Price(MYR/MT)	3,969	(0.1)	4,026	9.4	0.3	3,834	(25.34)	4,026	5.0	Daily
SGX Ribbed Smoked Sheet 3 (RSS3) Futures (US\$/KG.)	224	(6.7)	222	33.4	37.7	159	(13.70)	222	40.0	Daily
Sugar #11 (US\$/LB)	19	0.5	21	(11.2)	20.0	21	27.43	21	(1.9)	Daily
Freight Rate										
Baltic Freight Index: BDIY	1,997	8.8	1,832	(10.1)	79.8	1,394	(27.83)	1,832	31.4	Daily
Baltic Supramax Index: BSI58	1,389	7.1	1,269	(1.8)	36.9	1,030	(48.65)	1,269	23.2	Daily

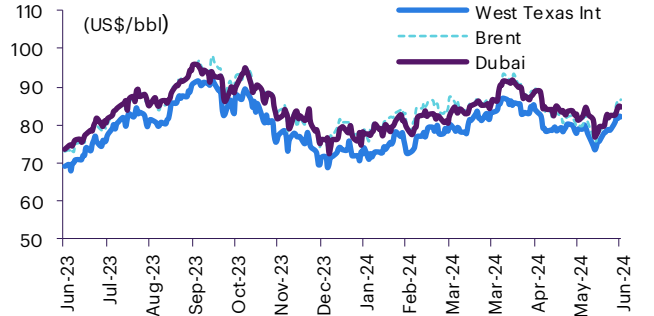
Source: Bloomberg Financial L.P., TQ Professional, BANPU, BOT, InnovestX Research

Commodities daily chart update

CRB US Spot All Commodities Price Index



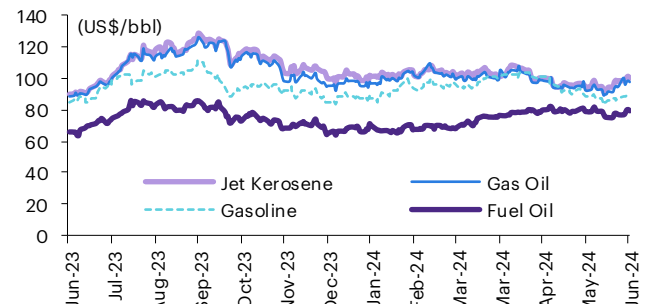
Crude prices



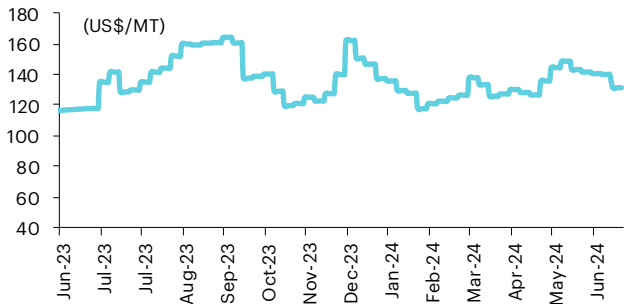
SG Dubai Hydrocracking Refinery Margin



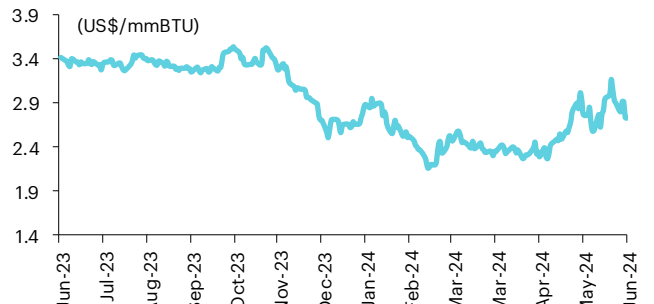
Oil product prices



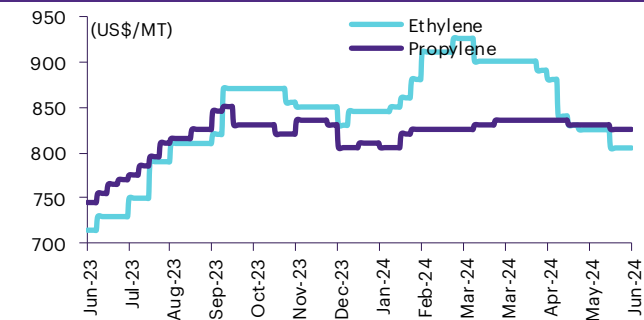
Coal price (NEX)



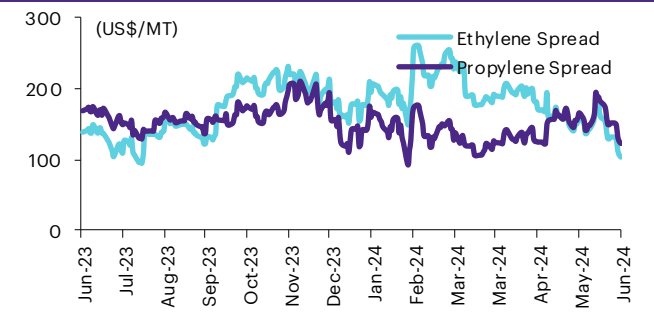
Natural gas prices (Henry hub)



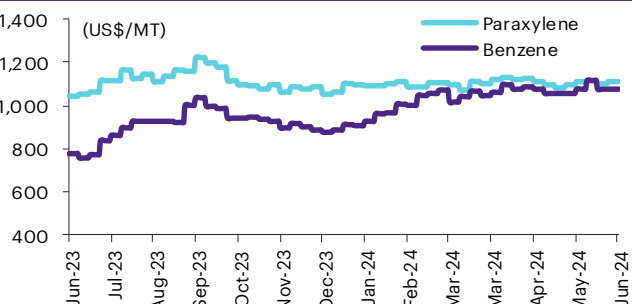
Olefins prices



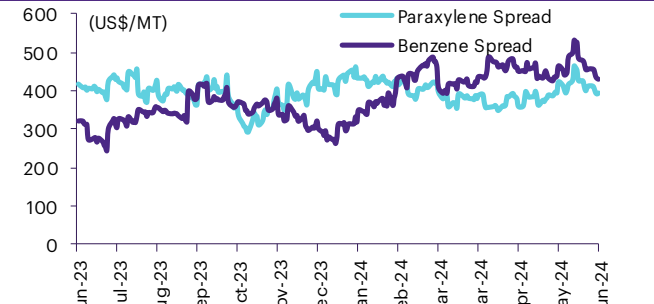
Olefins spreads



Aromatics prices

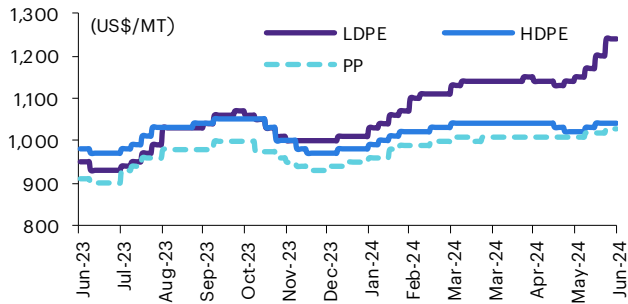


Aromatics spreads

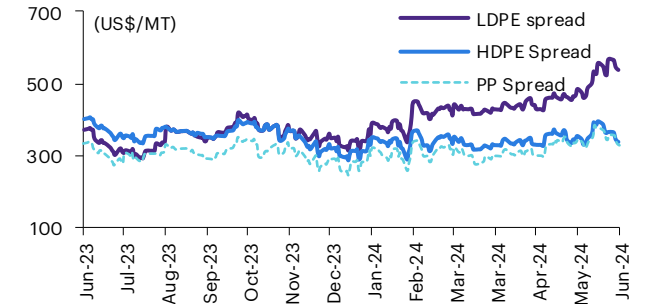


Commodities daily chart update

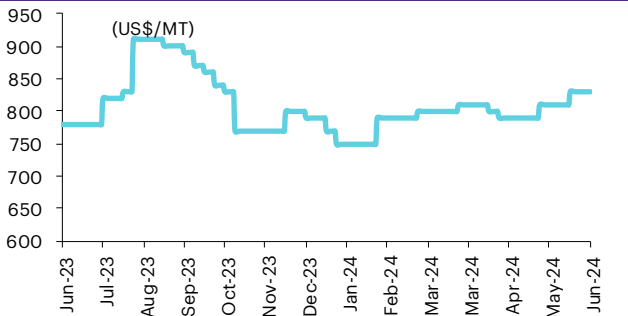
Polyolefins prices



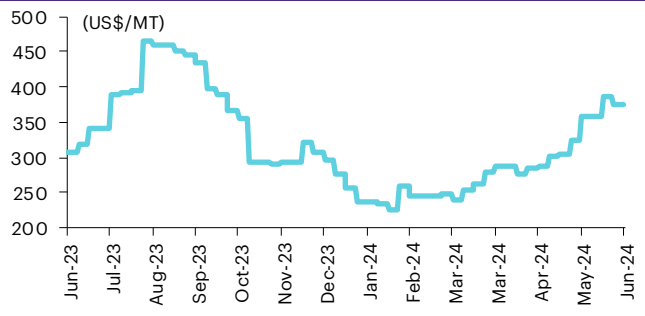
Polyolefins-Naphtha spreads



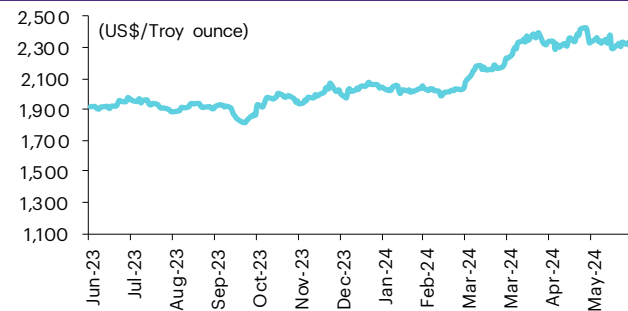
PVC price



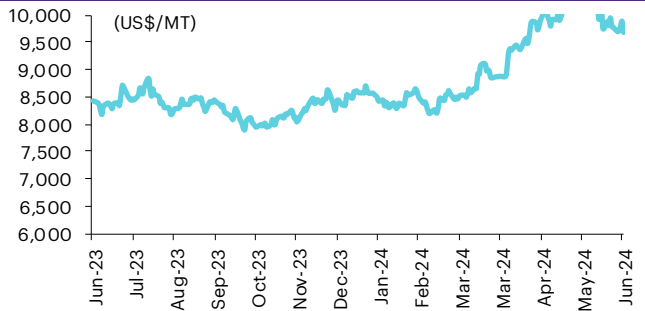
PVC spread



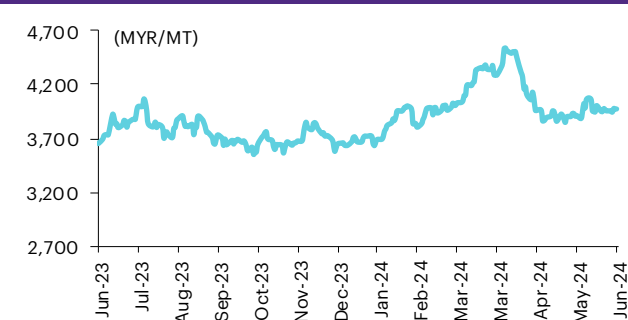
Gold price



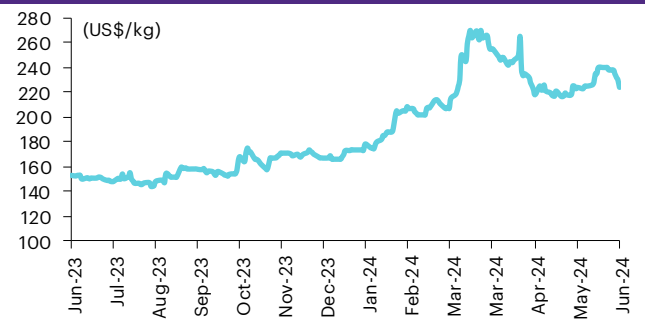
LME copper price



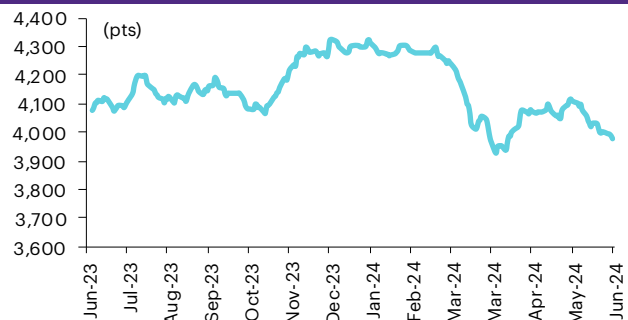
Malaysian crude palm oil price



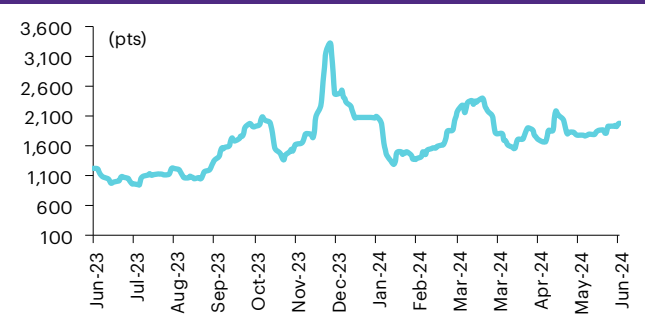
Rubber price (RSS3) futures



Steel price index



Baltic freight index



Source: Bloomberg Financial L.P., TQ Professional, BANPU, BOT, InnovestX Research

Short sales

	Volume (Shares)	Turnover (Bt)	Average price (Bt)	Last price 21-June-24	Gap between last close and short	Short sale volume comparing with main board
TPIPL-R	4,091,600	5,370,004	1.31	1.34	(2.06)	32.08
STEC-R	946,300	8,289,940	8.76	8.85	(1.01)	31.72
AURA-R	236,500	2,809,270	11.88	12.10	(1.83)	23.76
BBL	1,872,600	243,953,000	130.28	132.00	(1.31)	23.31
TOP-R	2,521,400	131,601,375	52.19	52.25	(0.11)	22.80
CPN-R	2,133,300	116,861,400	54.78	55.00	(0.40)	19.93
SCGP-R	986,400	33,245,325	33.70	33.50	0.61	19.08
HMPRO-R	19,137,000	165,197,910	8.63	8.75	(1.34)	18.29
KTC	1,419,200	59,845,000	42.17	41.75	1.00	18.21
SAWAD-R	3,636,400	129,254,575	35.54	35.50	0.13	16.93
AWC-R	14,478,200	51,621,422	3.57	3.60	(0.96)	15.54
SIRI	21,163,700	33,486,045	1.58	1.62	(2.33)	15.47
CBG-R	426,500	28,309,000	66.38	66.50	(0.19)	14.57
CRC-R	2,429,500	70,326,250	28.95	29.50	(1.88)	14.19
TISCO-R	742,600	70,780,825	95.31	96.25	(0.97)	14.10
BEM-R	7,902,400	61,104,435	7.73	7.80	(0.87)	13.93
DMT	82,000	952,890	11.62	11.70	(0.68)	13.89
SNNP	566,600	7,465,350	13.18	13.60	(3.12)	13.59
GLOBAL-R	537,700	8,167,120	15.19	15.40	(1.37)	13.51
MINT-R	2,291,600	68,481,250	29.88	30.25	(1.21)	13.48
CKP-R	403,900	1,528,926	3.79	3.80	(0.38)	12.61
KCE-R	2,015,900	87,542,875	43.43	43.75	(0.74)	12.38
THG	79,400	2,858,400	36.00	35.50	1.41	12.24
MBK-R	278,300	4,485,490	16.12	16.60	(2.91)	12.20
PLANB-R	4,876,700	38,323,570	7.86	7.90	(0.53)	12.19
LANNA	81,900	1,168,540	14.27	14.30	(0.22)	12.12
DRT	18,500	145,225	7.85	7.90	(0.63)	11.83
TIDLOR-R	1,112,400	20,814,880	18.71	18.70	0.06	11.60
MC	148,100	1,590,670	10.74	10.90	(1.46)	11.54
MINT	1,887,300	56,656,025	30.02	30.25	(0.76)	11.11
QH	3,587,900	6,698,569	1.87	1.86	0.38	11.08
NER-R	483,400	2,593,995	5.37	5.40	(0.63)	10.87
KTB	3,378,300	57,008,670	16.87	17.00	(0.74)	10.56
IVL-R	2,502,300	49,790,130	19.90	20.20	(1.50)	10.50
KTC-R	813,000	34,304,075	42.19	41.75	1.06	10.43
DOHOME	710,000	6,971,255	9.82	10.00	(1.81)	10.43
BEM	5,664,800	43,882,335	7.75	7.80	(0.69)	9.98
TISCO	514,200	49,033,950	95.36	96.25	(0.93)	9.76
CHAYO	120,200	410,194	3.41	3.44	(0.80)	9.75
KKP	202,000	9,517,050	47.11	47.50	(0.81)	9.61
INTUCH-R	670,000	48,138,275	71.85	71.75	0.14	9.45
TIPH	42,200	1,085,775	25.73	27.25	(5.58)	9.25
TASCO-R	220,200	3,524,060	16.00	16.20	(1.21)	9.20
ASP	29,200	70,716	2.42	2.44	(0.75)	9.13
GULF-R	2,818,800	113,146,000	40.14	40.25	(0.27)	8.98
ADVANC	378,500	78,728,000	208.00	208.00	0.00	8.90
SISB-R	139,100	5,140,625	36.96	37.00	(0.12)	8.84
ERW-R	484,500	2,190,134	4.52	4.50	0.45	8.72
SIRI-R	11,683,800	18,634,736	1.59	1.62	(1.55)	8.54
BA-R	1,094,800	23,108,350	21.11	21.20	(0.44)	8.46
BANPU	4,597,900	22,883,796	4.98	5.05	(1.45)	8.45
COM7-R	1,172,200	19,906,760	16.98	17.30	(1.84)	8.35
TRUE-R	7,038,000	60,129,180	8.54	8.50	0.51	8.26
DELTA-R	2,317,400	200,048,275	86.32	84.75	1.86	8.24
BANPU-R	4,470,300	22,325,118	4.99	5.05	(1.11)	8.22
BJC	689,400	14,147,240	20.52	20.70	(0.86)	8.20
GLOBAL	322,700	4,863,120	15.07	15.40	(2.14)	8.11
TU	2,195,100	33,038,950	15.05	15.20	(0.98)	8.10
OSP-R	1,274,500	28,846,800	22.63	23.00	(1.59)	8.08
EPG-R	983,900	5,162,045	5.25	5.30	(1.01)	7.88
BCP	1,161,400	43,877,275	37.78	37.75	0.08	7.71
BBL-R	618,800	80,570,300	130.20	132.00	(1.36)	7.70
TTB-R	49,290,100	81,829,470	1.66	1.68	(1.18)	7.65
SJWD	192,700	2,492,470	12.93	13.10	(1.26)	7.58
BCH	1,529,700	27,023,310	17.67	17.90	(1.31)	7.50
WHAUP	358,100	1,458,472	4.07	4.10	(0.66)	7.44
OR	1,058,200	16,967,870	16.03	16.20	(1.02)	7.42
TTW-R	285,100	2,523,135	8.85	9.05	(2.21)	7.30
M-R	195,200	6,041,125	30.95	31.50	(1.75)	7.30
AIT	48,300	188,846	3.91	4.02	(2.74)	7.25
VIBHA	60,700	126,382	2.08	2.12	(1.79)	6.97
BTG-R	265,300	5,708,320	21.52	22.00	(2.20)	6.97

	Volume (Shares)	Turnover (Bt)	Average price (Bt)	Last price 21-June-24	Gap between last close and short	Short sale volume comparing with main board
KBANK	520,900	64,881,700	124.56	125.00	(0.35)	6.96
ADVANC-R	295,200	61,401,600	208.00	208.00	0.00	6.94
DCC	209,200	401,252	1.92	1.94	(1.13)	6.93
MEGA-R	78,900	2,899,625	36.75	36.50	0.69	6.87
TCAP	303,900	13,761,725	45.28	45.50	(0.48)	6.85
PRM	463,900	3,802,235	8.20	8.30	(1.25)	6.83
CK-R	228,800	4,783,410	20.91	21.00	(0.45)	6.83
CPF-R	2,475,400	54,907,650	22.18	22.20	(0.08)	6.75
AOT	1,775,200	107,512,075	60.56	60.25	0.52	6.74
ITC-R	769,100	17,978,030	23.38	23.30	0.32	6.61
CPAXT-R	650,700	17,680,625	27.17	27.50	(1.19)	6.58
NER	292,200	1,565,095	5.36	5.40	(0.81)	6.57
CKP	210,300	794,318	3.78	3.80	(0.60)	6.57
SCGP	338,100	11,391,150	33.69	33.50	0.57	6.54
TIPH-R	29,800	768,100	25.78	27.25	(5.41)	6.53
GUNKUL	1,729,100	4,416,574	2.55	2.60	(1.76)	6.52
ERW	356,300	1,619,644	4.55	4.50	1.02	6.41
TTB	41,204,200	68,164,930	1.65	1.68	(1.53)	6.40
EASTW	18,200	49,388	2.71	2.76	(1.68)	6.32
CPALL	2,997,700	161,355,200	53.83	54.50	(1.24)	6.31
STA-R	1,367,200	31,443,130	23.00	23.40	(1.72)	6.29
LH	6,201,500	36,767,895	5.93	5.95	(0.36)	6.24
BYD-R	7,256,300	12,850,889	1.77	1.95	(9.18)	6.19
RCL	267,000	7,875,550	29.50	29.00	1.71	6.12
TRUE	5,200,800	44,570,440	8.57	8.50	0.82	6.10
OSP	959,600	21,695,930	22.61	23.00	(1.70)	6.08
BDMS	3,643,400	94,702,175	25.99	25.75	0.94	6.05
RBF-R	493,800	4,328,815	8.77	8.90	(1.50)	5.97
AP	1,732,400	13,978,070	8.07	8.25	(2.20)	5.94
BCH-R	1,207,600	21,498,290	17.80	17.90	(0.54)	5.92
SPALI-R	481,700	8,684,130	18.03	18.40	(2.02)	5.92
KSL-R	199,000	365,994	1.84	1.89	(2.69)	5.80
STANLY	5,600	1,226,600	219.04	221.00	(0.89)	5.80
MTC	291,500	12,635,700	43.35	43.50	(0.35)	5.72
TOP	630,800	32,918,175	52.18	52.25	(0.12)	5.70
BTS	8,430,100	38,500,134	4.57	4.58	(0.28)	5.70
BLA-R	197,900	3,696,040	18.68	19.10	(2.22)	5.67
GFPT-R	210,800	2,636,430	12.51	12.70	(1.52)	5.64
SAPPE-R	29,300	2,938,625	100.29	101.50	(1.19)	5.60
JAS	2,300,900	6,896,228	3.00	3.08	(2.69)	5.55
SABINA	23,300	537,670	23.08	23.30	(0.96)	5.53
JMT-R	1,331,900	19,078,060	14.32	14.60	(1.89)	5.45
TASCO	130,000	2,085,870	16.05	16.20	(0.96)	5.43
PSH-R	55,600	496,745	8.93	9.10	(1.82)	5.41
ONEE	170,100	542,270	3.19	3.24	(1.61)	5.35
SPALI	434,900	7,826,490	18.00	18.40	(2.20)	5.34
JTS	87,600	4,705,450	53.72	55.25	(2.78)	5.30
AMATA-R	769,300	17,099,480	22.23	22.30	(0.33)	5.25
PTT-R	1,865,700	59,702,225	32.00	32.00	(0.00)	5.24
PTTGC-R	2,706,600	83,282,150	30.77	30.75	0.07	5.16
S	153,300	117,262	0.76	0.76	0.65	5.11
BDMS-R	3,066,100	79,318,750	25.87	25.75	0.46	5.09
CPALL-R	2,416,800	130,447,275	53.98	54.50	(0.96)	5.09
QH-R	1,621,500	3,028,883	1.87	1.86	0.43	5.01
CENTEL-R	165,800	6,588,675	39.74	39.75	(0.03)	4.85
BAM	748,900	5,720,510	7.64	7.70	(0.80)	4.85
TOA-R	76,600	1,534,860	20.04	20.20	(0.81)	4.83
IVL	1,149,700	22,621,630	19.68	20.20	(2.59)	4.83
MTC-R	245,600	10,746,675	43.76	43.50	0.59	4.82
CHG	2,575,700	6,969,430	2.71	2.70	0.22	4.80
AURA	47,200	559,700	11.86	12.10	(2.00)	4.74
EGCO	140,000	14,265,850	101.90	105.00	(2.95)	4.73
TLI	530,700	4,028,920	7.59	7.70	(1.41)	4.72
SCC	97,800	21,721,000	222.10	223.00	(0.41)	4.72
AP-R	1,359,300	10,985,140	8.08	8.25	(2.04)	4.66
MAJOR-R	267,000	3,419,440	12.81	13.20	(2.98)	4.64
BGRIM-R	2,017,800	43,700,610	21.66	21.50	0.73	4.60
BCPG	276,100	1,648,915	5.97	6.10	(2.10)	4.51
CRC	771,900	22,283,600	28.87	29.50	(2.14)	4.51
SKY	38,900	985,400	25.33	25.75	(1.62)	4.51
RS	46,700	564,600	12.09	12.40	(2.50)	4.46
TU-R	1,190,200	17,853,000	15.00	15.20	(1.32)	4.39

Source: SET, InnovestX Research

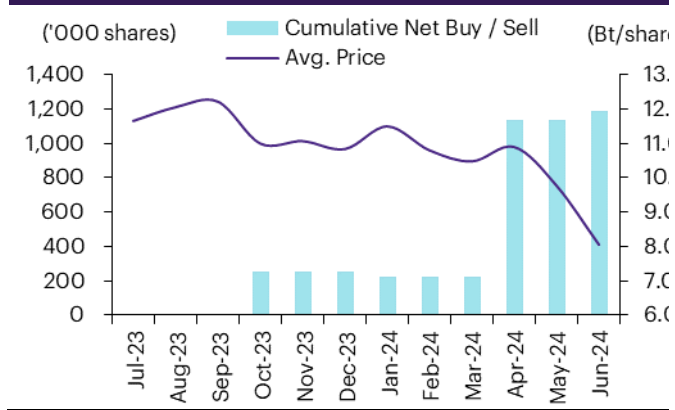
Director trade

1. Director trade as reported on June 21, 2024

Company	Name of Director	Product	Transaction date	Amount (Shares)	Average Price (Bt)	Amount (Bt)	Buy/Sell
ALT	Mrs. PREEYAPORN TANGPAOSAK	Common Share	19-06-24	8,300	1.34	11,122	Purchase
ALT	Mrs. PREEYAPORN TANGPAOSAK	Common Share	19-06-24	1,700	1.35	2,295	Purchase
ALT	Mrs. PREEYAPORN TANGPAOSAK	Common Share	20-06-24	1,000	1.34	1,340	Purchase
ALT	Mrs. PREEYAPORN TANGPAOSAK	Common Share	20-06-24	2,000	1.35	2,700	Purchase
AP	Mr. SOMCHAI WATTANASAWAPAK	Common Share	20-06-24	50,000	8.05	402,500	Purchase
BGC	Mr. JAKKARIN MUSIKASANG	Common Share	20-06-24	10,900	6.43	70,087	Purchase
BKIH	Miss LASA SOPHONPANICH	Common Share	18-06-24	1,000	282.50	282,500	Purchase
BLC	Mr. WONGSATORN NGAMANAK	Common Share	19-06-24	1,000	4.38	4,380	Purchase
CCET	Mr. Weichao Wang	Common Share	19-06-24	100,000	3.80	380,000	Purchase
CH	Mr. PRAVIT SRISENGNAM	Common Share	19-06-24	1,075,300	2.46	2,645,238	Purchase
CH	Mr. PRAVIT SRISENGNAM	Common Share	20-06-24	100,000	2.48	248,000	Purchase
CH	Mr. SAKDA SRESANGNUM	Common Share	19-06-24	258,600	2.42	625,812	Purchase
COLOR	Mr. RACH THONGVANIT	Common Share	20-06-24	50,000	1.22	61,000	Purchase
DEXON	Mr. Martin Stuvik	NVDR : underlying securities ordinary SHARE	20-06-24	81,800	1.90	155,420	Purchase
DTCENT	Mr. APISIT RUJIKETKAMJORN	Common Share	21-06-24	200,000	1.12	224,000	Purchase
DTCENT	Mr. PAIRAT KUNAPERMSIRI	Common Share	17-06-24	99,600	1.21	120,516	Purchase
EASON	Miss PETCHARAT EKSANGKUL	Common Share	20-06-24	50,000	1.30	65,000	Purchase
EKH	Mr. AMNAJ EUR-AREEMITR	Common Share	20-06-24	20,000	6.80	136,000	Purchase
EKH	Mr. AMNUAY OERAREEMITR	Common Share	18-06-24	4,000,000	6.60	26,400,000	Sale
EKH	Mr. SUTHIPONG TANGSAJAJPOJ	Common Share	20-06-24	30,000	6.80	204,000	Purchase
EKH	Mrs. ORASA TANGSAJAJPOJ	Common Share	20-06-24	100,000	6.80	680,000	Purchase
GTB	Mr. PRAJINT KONGSAKORN	Common Share	20-06-24	102,500	0.71	72,775	Purchase
GUNKUL	Mr. GUNKUL DHUMRONGPIYAWUT	Common Share	20-06-24	2,000,000	2.50	5,000,000	Purchase
ICN	Mr. MONCHAI MANEPAIROJ	Common Share	20-06-24	105,700	2.00	211,400	Purchase
III	Mr. VIRAJ NOBNOMTHAM	Common Share	20-06-24	500,000	6.90	3,450,000	Purchase
III	Mr. VIRAJ NOBNOMTHAM	Common Share	20-06-24	1,000,000	6.90	6,900,000	Purchase
JR	Mr. JARUN WIWATJESADAWUT	Common Share	20-06-24	31,500	4.18	131,670	Purchase
JR	Mr. TEERANONT WIWATJESADAWUT	Common Share	20-06-24	22,500	4.17	93,825	Purchase
JR	Mr. TEERANONT WIWATJESADAWUT	Common Share	20-06-24	2,600	4.18	10,868	Purchase
JUBILE	Mr. VIROJ PHONPRAKIT	Common Share	20-06-24	15,200	14.00	212,800	Purchase
KJL	Mr. KASEMSAN SUJJIWARODOM	Common Share	19-06-24	80,000	6.14	491,200	Purchase
LEO	Mr. VISES SITTISOONTORNWONG	Common Share	17-06-24	15,600	3.88	60,528	Sale
MICRO	Mr. PREEDA IRAMANEERAT	Common Share	21-06-24	100,000	1.78	178,000	Purchase
MINT	Mr. WILLIAM ELLWOOD HEINECKE	Single Stock Future (TFEX)	19-06-24	100	29.25	2,925	Purchase
MJD	Mr. SURIYA POOLVORALAKS	Common Share	19-06-24	14,100	1.13	15,933	Purchase
MJD	Mr. SURIYA POOLVORALAKS	Common Share	19-06-24	80,000	1.14	91,200	Purchase
MJD	Mr. SURIYA POOLVORALAKS	Common Share	20-06-24	79,300	1.13	89,609	Purchase
MJD	Mr. SURIYA POOLVORALAKS	Common Share	20-06-24	20,000	1.14	22,800	Purchase
MTI	Mrs. NUALPHAN LAMSAM	Common Share	20-06-24	4,300	107.00	460,100	Purchase
NV	Mr. NAVAPHOL CHANJUTHAMARD	Common Share	20-06-24	60,000	1.01	60,600	Purchase
NV	Mrs. YUPHIN CHANJUTHAMARD	Common Share	20-06-24	60,000	1.01	60,600	Purchase
RPB	Mr. VALLOP LAOPAIBOON	Common Share	21-06-24	20,000	5.85	117,000	Purchase
SAF	Mr. PISIT ARIYADEJWANICH	Common Share	19-06-24	38,700	0.66	25,542	Purchase
SAF	Mr. PISIT ARIYADEJWANICH	Common Share	20-06-24	23,500	0.66	15,510	Purchase
SFLEX	Mr. EK PICHARNCHITRA	Common Share	17-06-24	2,000,000	3.54	7,080,000	Sale
SINO	Mr. NANMANUS WITTHAYASAKPANT	Common Share	19-06-24	90,000	1.40	126,000	Purchase
SINO	Mr. NANMANUS WITTHAYASAKPANT	Common Share	19-06-24	100,000	1.40	140,000	Purchase
SPA	Mr. PHUMIPHAN BUNJAPAMAI	Common Share	19-06-24	4,011,000	6.77	27,154,470	Purchase
SSP	Miss THANTAPORN KRAIPISITKUL	Common Share	19-06-24	24,305,670	6.45	156,771,572	Purchase
SSP	Mr. TANAWAT KRAIPISITKUL	Common Share	19-06-24	24,305,669	6.45	156,771,565	Purchase
SSP	Mrs. THANYANEE KRAIPISITKUL	Common Share	19-06-24	24,305,669	6.45	156,771,565	Sale
SSP	Mrs. THANYANEE KRAIPISITKUL	Common Share	19-06-24	24,305,669	6.45	156,771,565	Sale
SSP	Mrs. THANYANEE KRAIPISITKUL	Common Share	19-06-24	24,305,670	6.45	156,771,572	Sale
STC	Mr. SURASIT CHAITRAKULTHONG	Common Share	19-06-24	51,000	0.59	30,090	Purchase
STECH	Mr. SOPON KAMPAKDEE	Common Share	20-06-24	130,000	1.35	175,500	Sale
SUPER	Mr. JORMSUP LOCHAYA	Common Share	20-06-24	100,000	0.28	28,000	Purchase
SVOA	Miss KULAPA INTANATE	Common Share	04-06-24	20,000	1.98	39,600	Purchase
SYNEX	Miss SUTIDA MONGKOLSUTHREE	Common Share	18-06-24	40,000	10.80	432,000	Purchase
THANA	Mr. SUTTHIRAK SATEANRAPHAP-A-YUT	Common Share	20-06-24	7,300	1.22	8,906	Purchase
TITLE	Mr. WAKIN THANGKULAWAT	Common Share	20-06-24	20,000	3.88	77,600	Purchase
TMILL	Mr. PRAPAS CHUTIMAVORAPHAND	Common Share	20-06-24	30,000	3.88	116,400	Purchase
TSTE	Mr. PRAPAS CHUTIMAVORAPHAND	Common Share	20-06-24	3,900	14.53	56,667	Purchase
UVAN	Mr. PRAIWAN TOHDAM	Common Share	20-06-24	10,000	8.15	81,500	Purchase
YONG	Mr. PATIWATE SLISATAKORN	Common Share	20-06-24	9,100	1.59	14,469	Purchase
				Total	Purchase	365,885,106	
					Sale	504,030,730	
					Net	(138,145,624)	

2. 12-month cumulative net buy/sell for InnovestX-covered stocks with activity as of last close

AP



Corporate calendar

June		June		June	
Mon	Tue	Wed	Thu	Fri	
24	25	26	27	28	
PD TIPH Bt1.1 WHAIR Bt0.1372 Last trading day PJW-W1 Share listing MIDA 2,545 Shares	XE PJW-W1 1 : 1.05 @Bt2.857 PD HK13 Bt0.0334678 Last trading day ECL-W4 Decreased capital POPF CPNCG	XD NDR Bt0.05 XE ECL-W4 1 : 1 @Bt2 PD TENCENT80 Bt0.14988	XD 3K-BAT Bt0.25 HKCE01 Bt-	PD ABFTH Bt13 SBUX80X Bt0.00775 Market change AKR (SET/ Industrial Materials & Machinery) FTE (SET/ Industrial Materials & Machinery) JR (SET/ Construction Services) PCC (SET/ Industrial Materials & Machinery) QTC (SET/ Industrial Materials & Machinery) ROCTEC (SET/ Information & Communication) SCI (SET/ Industrial Materials & Machinery) HARN (mai/ Industrials) PHOL (mai/ Industrials) TRT (mai/ Industrials)	
July		July		July	
Mon	Tue	Wed	Thu	Fri	
1	2	3	4	5	
XE PPM-W2 1 : 1 @Bt6		XE LEO-W1 1 : 1 @Bt22			
8	9	10	11	12	
XE PPPM-W4 1 : 0.25 @Bt3.98		PD MSFT80X Bt0.00997 NETAASE80 Bt0.03315	XD STANLY Bt20	PD GOOG80X Bt- NDR Bt0.05	
15	16	17	18	19	
		PD AEONTS Bt2.95	XW ECF 2 : 1		
22	23	24	25	26	
Substitution for Asarnha Bucha Day (Saturday 20th July 2024)		PD META80X Bt-	XD BLAND Bt0.01	PD BKNG80X Bt- NVDA80X Bt- STANLY Bt20	
29	30	31			
Substitution for H.M. King Maha Vajiralongkorn Phra Vajiraklaochaoyuhua's Birthday (Sunday 28th July 2024)	XD TMW Bt4.15 PD BABA80 Bt-				

XD - Cash Dividend
XD(ST) - Stock Dividend

PD - Payment Date
XR - Rights for Common

XW - Rights for Warrant
XT - Rights for Transferable Subscription Right
CW - Capital write-down

XE - Warrant Exercise

SP - Suspension

Disclaimer

The information in this report has been obtained from sources believed to be reliable. However, its accuracy or completeness is not guaranteed. Any opinions expressed herein reflect our judgment at this date and are subject to change without notice. This report is for information only. It is not to be construed as an offer, or solicitation of an offer to sell or buy any securities. We accept no liability for any loss arising from the use of this document. We or our associates may have an interest in the companies mentioned therein.

InnovestX Securities Company Limited (“INVX”) is wholly owned by SCB X Public Company Limited (“SCBX”) and The Siam Commercial Bank Public Company Limited (“SCB”) is majority-owned by SCBX. Any information related to SCB is for sector comparison purpose.

This document is prepared by InnovestX Securities Company Limited (“INVX”) which is wholly owned by SCB X Public Company Limited (“SCBX”). The Siam Commercial Bank Public Company Limited, which is majority-owned by SCBX, acts as financial advisor of the LH Hotel Leasehold Real Estate Investment Trust. Any opinions, news, research, analyses, prices, statements, forecasts, projections and/or other information contained in this document (the “Information”) is provided as general information purposes only and shall not be construed as individualized recommendation of an offer to buy or sell or the solicitation of an offer to buy or sell any securities. INVX and/or its directors, officers and employees shall not be liable for any direct, indirect, incidental, special or consequential loss or damage, resulting from the use of or reliance on the Information, including without limitation to, damages for loss of profits. The investors shall use the Information in association with other information and opinion, including their own judgment in making investment decision. The Information is obtained from sources believed to be reliable, and INVX cannot guarantee the accuracy, completeness and/or correctness of the Information.

INVX reserves the right to modify the Information from time to time without notice and in its sole discretion. This document is delivered to intended recipient(s) only and is not permitted to reproduce, retransmit, disseminate, sell, distribute, republish, circulate or commercially exploit the Information in any manner without the prior written consent of INVX.

Futures and Options trading carry a high level of risk with the potential for substantial losses, and are not suitable for all persons. Before deciding to trade Futures and Options, you should carefully consider your financial position, investment objectives, level of experience, and risk appetite if Futures and Options trading are appropriate. The possibility exists that you could sustain a loss of some or all of your initial investment. You should be aware of all the risks associated with Futures and Options trading, and you are advised to rely on your own judgment while making investment decision and/or should seek advice from professional investment advisor if you have any doubts.

This document is delivered to intended recipient(s) only and is not permitted to reproduce, retransmit, disseminate, sell, distribute, republish, circulate or commercially exploit the Information in any manner without the prior written consent of INVX.

© Copyright 2022 InnovestX Securities Co., Ltd. All right reserved.

CG Rating 2023 Companies with CG Rating

Companies with Excellent CG Scoring

7UP, AAV, ABM, ACE, ACG, ADB, ADD, ADVANC, AEONTS, AF, AGE, AH, AHC, AIRA, AIT, AJ, AKP, AKR, ALL, ALLA, ALT, AMA, AMARIN, AMATA, AMATAV, ANAN, AOT, AP, APCO, APCS, ARIP, ARROW, ASEFA, ASK, ASP, ASW, ATP30, AUCTION, AWC, AYUD, B, BA, BAFS, BAM, BANPU, BAY, BBGI, BBIK, BBL, BC, BCH, BCP, BCPG, BDMS, BEC, BEM, BEYOND, BGC, BGRIM, BH, BIZ, BJC, BJCHI, BKL, BLA, BOL, BPP, BRI, BROOK, BRR, BTS, BTW, BWG, BYD, CBG, CENTEL, CFRESH, CHASE, CHEWA, CHG, CHOW, CIMBT, CIVIL, CK, CKP, CM, CNT, COLOR, COM7, COTTO, CPALL, CPAXT, CPF, CPI, CPL, CPN, CPW, CRC, CRD, CSC, CSS, CV, DCC, DDD, DELTA, DEMCO, DMT, DOHOME, DRT, DUSIT, EA, EASTW, ECF, ECL, EE, EGCO, EPG, ERW, ETC, ETE, FE, FLOYD, FN, FPI, FPT, FSX, FVC, GBX, GC, GCAP, GENCO, GFPT, GGC, GLAND, GLOBAL, GPSC, GRAMMY, GULF, GUNKUL, HANA, HARN, HENG, HMPRO, HPT, HTC, ICC, ICHI, ICN, III, ILINK, ILM, IMH, IND, INET, INTUCH, IP, IRC, IRPC, ITC, ITCL, IVL, JAS, JKS, KBANK, KCC, KCE, KEX, KKP, KSL, KTB, KTC, KTMS, KUMWEL, KUN, LALIN, LANNA, LH, LHFG, LIT, LOXLEY, LPN, LRH, LST, M, MAJOR, MALEE, MATCH, MBK, MC, M-CHAI, MCOT, MEGA, MFC, MFEC, MILL, MINT, MONO, MOONG, MSC, MST, MTC, MTI, NC, NCH, NCL, NDR, NER, NKI, NOBLE, NRF, NTV, NVD, NWR, NYT, OCC, OISHI¹⁾, ONEE, OR, ORI, OSP, OTO, PAP, PATO, PB, PCSGH, PDG, PDJ, PG, PHOL, PIMO, PJW, PLANB, PLAT, PLUS, PM, POLY, PORT, PPP, PPS, PR9, PRG, PRINC, PRM, PRTR, PSH, PSL, PT, PTC, PTT, PTTEP, PTTGC, Q-CON, QH, QTC, RATCH, RBF, RPH, RS, RT, S, S&J, SA, SABINA, SAK, SAMART, SAMTEL, SAPPE, SAT, SBNEXT, SC, SCB, SCC, SCCC, SCG, SCGP, SCM, SDC, SEAFCO, SEAOL, SECURE, SELIC, SENA, SENX, SFP²⁾, SFT, SGC, SGF, SGP, SHR, SICT, SIRI, SIS, SITHAI, SJWD, SKR, SM, SMPC, SMT, SNC, SNNP, SNP, SO, SPALI, SPC, SPCG, SPI, SPRC, SR, SSC, SSF, SSSC, STA, STC, STEC, STGT, STI, SUC, SUN, SUSCO, SUTHA, SVI, SVT, SYMC, SYNEX, SYNTEC, TACC, TAE, TCAP, TCMC, TEAMG, TEGH, TFG, TFMAMA, TGE, TGH, THANA, THANI, THCOM, THIP, THRE, THREL, TIDLOR, TIPH, TISCO, TK, TKN, TKS, TKT, TLI, TM, TMC, TMD, TMT, TNDT, TNITY, TNL, TNR, TOA, TOG, TOP, TPBI, TPCS, TPIPL, TPIPP, TPS, TQM, TQR, TRT, TRUE, TRV, TSC, TSTE, TSTH, TTA, TTB, TTCL, TTW, TURTLE, TVDH, TVH, TVO, TVT, TWPC, UAC, UBE, UBIS, UKEM, UP, UPF, UPOIC, UV, VCOM, VGI, VIBHA, VIH, VL, WACOAL, WGE, WHA, WHAUP, WICE, WINMED, WINNER, XPG, YUASA, ZEN

Companies with Very Good CG Scoring

2S, A5, AAI, AIE, ALUCON, AMR, APURE, ARIN, AS, ASIA, ASIAN, ASIMAR, ASN, AURA, BR, BSBM, BTG, CEN, CGH, CH, CHIC, CI, CIG, CMC, COMAN, CSP, DOD, DPAINT, DV8, EFORL, EKH, ESSO, ESTAR, EVER, FORTH, FSMART, FTI, GEL, GPI, HEALTH, HUMAN, IFS, INSET, IT, J, JCKH, JDF, JKN, JMART, JUBILE, K, KCAR, KGI, KIAT, KISS, KK, KTIS, KWC, KWM, LDC, LEO, LHK, MACO, METCO, MICRO, MK, MVP, NCAP, NOVA, NTSC, PACO, PIN, PQS, PREB, PRI, PRIME, PROEN, PROS, PROUD, PSTC, PTECH, PYLON, RCL, SALEE, SANKO, SCI, SCN, SE, SE-ED, SFLEX, SINGER, SKN, SONIC, SORKON, SPVI, SSP, SST, STANLY, STP, SUPER, SVOA, SWC, TCC, TEKA, TFM, TMILL, TNP, TPLAS, TPOLY, TRC, TRU, TRUBB, TSE, VRANDA, WAVE, WFX, WIJK, WIN, WP, XO

Companies with Good CG Scoring

24CS, AMANAH, AMARC, AMC, APP, ASAP, BCT, BE8, BIG, BIOTEC, BLESS, BSM, BVG, CAZ, CCET, CHARAN, CHAYO, CHOTI, CITY, CMAN, CMR, CRANE, CWT, DHOUSE, DTCENT, EASON, FNS, FTE, GIFT, GJS, GTB, GTV, GYT, HL, HTECH, HYDRO, IIG, INGRS, INSURE, IRCP, ITD, ITNS, JCK, JMT, JR, JSP, KBS, KGEN, KJL, L&E, LEE, MASTER, MBAX, MEB, MENA, META, MGT, MITSIB, MJD, MOSHI, MUD, NATION, NNCL, NPK, NSL, NV, OGC, PAF, PCC, PEACE, PICO, PK, PL, PLANET, PLE, PMTA, PPM, PRAKIT, PRAPAT, PRECHA, PRIN, PSG, RABBIT, READY, RJH, RSP, RWI, S11, SAAM, SAF, SAMCO, SAWAD, SCAP, SCP, SIAM, SKE, SKY, SMART, SMD, SMIT, SOLAR, SPA, STECH, STPI, SVR, TC, TCCC³⁾, TEAM, TFI, TIGER, TITLE, TKC, TMI, TNH, TPA, TPAC, TRITN, UBA, UMI, UMS, UTP, VARO, VPO, W, WARRIX, WORK, WPH, YONG, ZIGA

Corporate Governance Report

The material contained in this publication is for general information only and is not intended as advice on any of the matters discussed herein. Readers and others should perform their own independent analysis as to the accuracy or completeness or legality of such information. The Thai Institute of Directors, its officers, the authors and editor make no representation or warranty as to the accuracy, completeness or legality of any of the information contained herein. By accepting this document, each recipient agrees that the Thai Institute of Directors Association, its officers, the authors and editor shall not have any liability for any information contained in, or for any omission from, this publication.

The survey result is as of the date appearing in the Corporate Governance Report of Thai Listed Companies. As a result, the survey result may be changed after that date. InnovestX Securities Company Limited does not conform nor certify the accuracy of such survey result.

To recognize well performers, the list of companies attaining "Good", "Very Good" and "Excellent" levels of recognition (Not including listed companies qualified in the "no announcement of the results" clause from 1 January 2022 to 31 October 2023) is publicized.

¹⁾OISHI was voluntarily delisted from the Stock Exchange of Thailand, effectively on September 6, 2023

²⁾SFP was voluntarily delisted from the Stock Exchange of Thailand, effectively on July 19, 2023

³⁾TCCC was voluntarily delisted from the Stock Exchange of Thailand effectively on August 25, 2023

Anti-corruption Progress Indicator

Certified (ได้คุ้มครอง)

2S, AAI, ADVANC, AE, AF, AH, AI, AIE, AIRA, AJ, AKP, AMA, AMANAH, AMATA, AMATAV, AP, APCS, AS, ASIAN, ASK, ASP, AWC, AYUD, B, BAFS, BAM, BANPU, BAY, BBGI, BBL, BCH, BCP, BCPG, BE8, BEC, BEYOND, BGC, BGRIM, BLA, BPP, BRR, BSBM, BTC, BTS, BWG, CEN, CENTEL, CFRESH, CGH, CHEWA, CHOTI, CHOW, CIG, CIMBT, CM, CMC, COM7, CPALL, CPAXT, CPF, CPI, CPL, CPN, CPW, CRC, CSC, DCC, DELTA, DEMCO, DIMET, DOHOME, DRT, DUSIT, EA, EASTW, ECF, EGCO, EP, EPG, ERW, ESTAR, ETC, ETE, FNS, FPI, FPT, FSMART, FTE, GBX, GC, GCAP, GEL, GFPT, GGC, GJS, GPI, GPSC, GSTEEL, GULF, GUNKUL, HANA, HARN, HENG, HMPRO, HTC, ICC, ICHI, IFS, III, ILINK, ILM, INET, INOX, INSURE, INTUCH, IRPC, ITCL, IVL, JAS, JKN, JR, JTS, KASET, KBANK, KBS, KCAR, KCCAMC, KCE, KGEN, KGI, KKP, KSL, KTB, KTC, L&E, LANNA, LHFG, LHK, LPN, LRH, M, MAJOR, MALEE, MATCH, MBAX, MBK, MC, MCOT, META, MFC, MFEC, MILL, MINT, MONO, MOONG, MSC, MST, MTC, MTI, NATION, NCAP, NEP, NKI, NOBLE, NRF, NWR, OCC, OGC, OR, ORI, PAP, PATO, PB, PCSGH, PDG, PJW, PG, PHOL, PIMO, PK, PL, PLANB, PLANET, PLAT, PM, PPP, PPM, PRG, PRINC, PRM, PROS, PSH, PSL, PSTC, PT, PTECH, PTT, PTTEP, PTTGC, Q-CON, QH, QLT, QTC, RABBIT, RATCH, RML, RS, RWI, S&J, SAAM, SABINA, SAK, SAPPE, SAT, SC, SCC, SCCC, SCG, SCGP, SCM, SCN, SEAOL, SE-ED, SELIC, SENA, SGC, SGP, SIRI, SITHAI, SKR, SMIT, SMK, SMPC, SNC, SNP, SORKON, SPACK, SPALI, SPC, SPI, SPRC, SRICHA, SSF, SSP, SSSC, SST, STA, STGT, STOWER, SUSCO, SVI, SYMC, SYNTEC, TAE, TAKUNI, TASCOC, TCAP, TCMC, TFG, TFI, TFMAMA, TGE, TGH, THANI, THCOM, THIP, THRE, THREL, TIDLOR, TIPC, TISCO, TKS, TKT, TMD, TMILL, TMT, MCA, M-CHAI, MCS, MDX, MEB, MEGA, METCO, TPCS, TRT, TRU, TSC, TSI, TSTE, TSTH, TTA, TTB, TTCL, TU, TVDH, TVO, TWPC, UBE, UBIS, UEC, UKEM, UOBKH, UV, VCOM, VGI, VIH, WACOAL, WHA, WHAUP, WICE, WIJK, XO, YUASA, ZEN, ZIGA

Declared (ประกาศเจตนา)

ACE, ADB, ALT, AMC, ASW, BLAND, BTG, BYD, CAZ, CBG, CV, DEXON, DMT, EKH, FSX, GLOBAL, GREEN, ICN, IHL, ITC, J, JMART, JMT, LEO, LH, MENA, MITSIB, MODERN, NER, NEX, OSP, PEER, PLUS, POLY, PQS, PRIME, PROEN, PRTR, RBF, RT, SA, SANKO, SCB, SENX, SFLEX, SIS, SKE, SM, SVOA, TBN, TEGH, TIPH, TKN, TPAC, TPLAS, TQM, TRUE, W, WPH, XPG

N/A

24CS, 3K-BAT, A, A5, AAV, ABM, ACAP, ACC, ACG, ADD, ADVICE, AEONTS, AFC, AGE, AHC, AIT, AJA, AKR, AKS, ALL, ALLA, ALPHAX, ALUCON, AMARC, AMARIN, AMR, ANAN, ANI, AOT, APCO, APEX, APO, APP, APURE, AQUA, ARIN, ARIP, ARROW, ASAP, ASEFA, ASIA, ASIMAR, ASN, ATP30, AU, AUCTION, AURA, B52, BA, BBIK, BC, BCT, BDMS, BEAUTY, BEM, BGT, BH, BIG, BIOTEC, BIS, BIZ, BJC, BJCHI, BKD, BKGI, BKIH, BLC, BLESS, BLISS, BM, BOL, BPS, BR, BRI, BROCK, BSM, BSRC, BTNC, BTW, BUI, BVG, CCET, CCP, CEYE, CFARM, CGD, CH, CHARAN, CHASE, CHAYO, CHG, CHOW, CKO, CI, CITY, CIVIL, CK, CKP, CMAN, CMO, CMR, CNT, COCOCO, COLOR, COMAN, CPANEL, CPH, CPR, CPT, CRANE, CRD, CREDIT, CSP, CSR, CSS, CTW, CWT, D, DCON, DDD, DHOUSE, DITTO, DOD, DPAINT, DTCENT, DTCL, DV8, EASON, ECL, EE, EFORL, EMC, ETL, EURO, EVER, F&D, FANCY, FE, FLOYD, FMT, FN, FORTH, FTI, FVC, GABLE, GENCO, GFC, GIFT, GL, GLAND, GLOCON, GLORY, GRAMMY, GRAND, GSC, GTB, GTV, GYT, HEALTH, HFT, HL, HPT, HTECH, HUMAN, HYDRO, I2, IFEC, IIG, IMH, IND, INGRS, INSET, IP, IRC, IRCP, IT, ITD, ITNS, ITTHI, JAK, JCK, JCKH, JCT, JDF, JPARK, JSP, JUBILE, K, KAMART, KC, KCC, KCG, KCM, KDH, KEX, KIAT, KISS, KJL, KK, KKC, KLINIQ, KOOL, KTIS, KTMS, KUMWEL, KUN, KWC, KWI, KWM, KYE, LALIN, LDC, LEE, LIT, LOXLEY, LPH, LST, LTS, MAGURO, MANRIN, MASTER, MATI, MCA, M-CHAI, MCS, MDX, MEB, MEGA, METCO, MGC, MGI, MGT, MICRO, MIDA, MJD, MK, ML, MORE, MOSHI, MTW, MUD, MVP, NAM, NAT, NC, NCH, NCL, NDR, NEO, NETBAY, NEW, NEWS, NFC, NL, NNCL, NOK, NOVA, NPK, NSL, NTSC, NTV, NUSA, NV, NVD, NYT, OHTL, ONEE, ORN, PACO, PAF, PANEL, PCC, PEACE, PERM, PF, PHG, PICO, PIN, PJW, PLE, PLT, PMTA, POLAR, PORT, POST, PPM, PRAKIT, PRAPAT, PRECHA, PRI, PRIN, PRO, PROUD, PSG, PSP, PTL, QTCG, RAM, RCL, READY, RICHY, RJH, ROCK, ROCTEC, ROH, ROJNA, RP, RPC, RPH, RSP, S, S11, SABUY, SAF, SAFARI, SAFE, SALEE, SAM, SAMART, SAMCO, SAMTEL, SAUCE, SAV, SAWAD, SAWANG, SBNEXT, SCAP, SCGD, SCI, SCL, SCP, SDC, SE, SEAFCO, SECURE, SFT, SGF, SHANG, SHR, SIAM, SICT, SIMAT, SINGER, SINO, SISB, SJWD, SK, SKN, SKY, SLM, SLP, SMART, SMD, SMT, SNNP, SO, SOLAR, SONIC, SPA, SPCG, SPG, SPREME, SPVI, SQ, SR, SRS, SSC, STANLY, STARK, STC, STEC, STECH, STHAI, STI, STP, STPI, STX, SUC, SUN, SUPER, SUTHA, SVR, SVT, SWC, SYNEX, TACC, TAN, TAPAC, TC, TCC, TCJ, TCOAT, TEAM, TEAMG, TEKA, TERA, TFM, TGPRO, TH, THAI, THANA, THE, THG, THMUI, TIGER, TITLE, TK, TKC, TLI, TM, TMC, TMI, TMW, TNDT, TNH, TPCO, TOA, TPBI, TPCH, TPIPL, TPIPP, TPL, TPOLY, TPP, TPS, TQR, TR, TRC, TRITN, TRP, TRUBB, TRV, TSE, TTI, TTT, TTW, TURTLE, TVH, TVT, TWP, TWZ, TYCN, UAC, UBA, UMI, UMS, UNIQ, UP, UPF, UPOIC, UREKA, UTP, UVAN, VARO, VIBHA, VL, VNG, VPO, VRANDA, WARRIX, WAVE, WELL, WFX, WGE, WIN, WINDOW, WINMED, WINNER, WORK, WORLD, WP, YGG, YONG, ZAA

Explanations

Companies participating in Thailand's Private Sector Collective Action Coalition Against Corruption programme (Thai CAC) under Thai Institute of Directors (as of November 1, 2023) are categorised into: companies that have declared their intention to join CAC, and companies certified by CAC.