

# สวัสดี ตอนเช้า

## Market today

### Pressured by politics

The SET's indicators are still weak, facing political uncertainty and fund outflows, meaning the index is likely to continue to decline with next supports at 1280 and 1270. There may be some rebound in the short-term with a limited upper bound, resistances at 1300 and 1306.

## Today's highlights

- The Fed Chairman noted significant progress in bringing inflation back to target, but wants more confidence that inflation is sustainably moving towards 2% before easing monetary policy.
- US job openings in May increased to 8.14mn, higher than market expectations. However, layoffs also rose to 1.65mn.
- The US National Hurricane Center reported that Hurricane Beryl, a Category 5 storm, is moving through the Caribbean. It's expected to weaken to a tropical storm as it enters the Gulf of Mexico later this week.
- GM reported 2Q24 US car sales increased to 696,000 units, the highest since 4Q20, driven by demand for EVs and pickups. Tesla reported 2Q24 deliveries of 440,000 vehicles, exceeding market expectations and 1Q24 figures, pushing its stock up 10.4% in one day.
- The Thai National Shippers' Council warned of risks to Thailand's exports in 2H24 due to a 300% increase in shipping costs. They recommend government oversight of production costs to maintain export competitiveness.
- ThaiBMA reported an improved bond default situation this year compared to last year. In 1H24, there were 3 defaults totaling Bt1.1bn, with 9 cases totaling Bt18.8bn receiving payment extensions. In 2H24, Bt440bn in bonds will mature.

## Strategy today

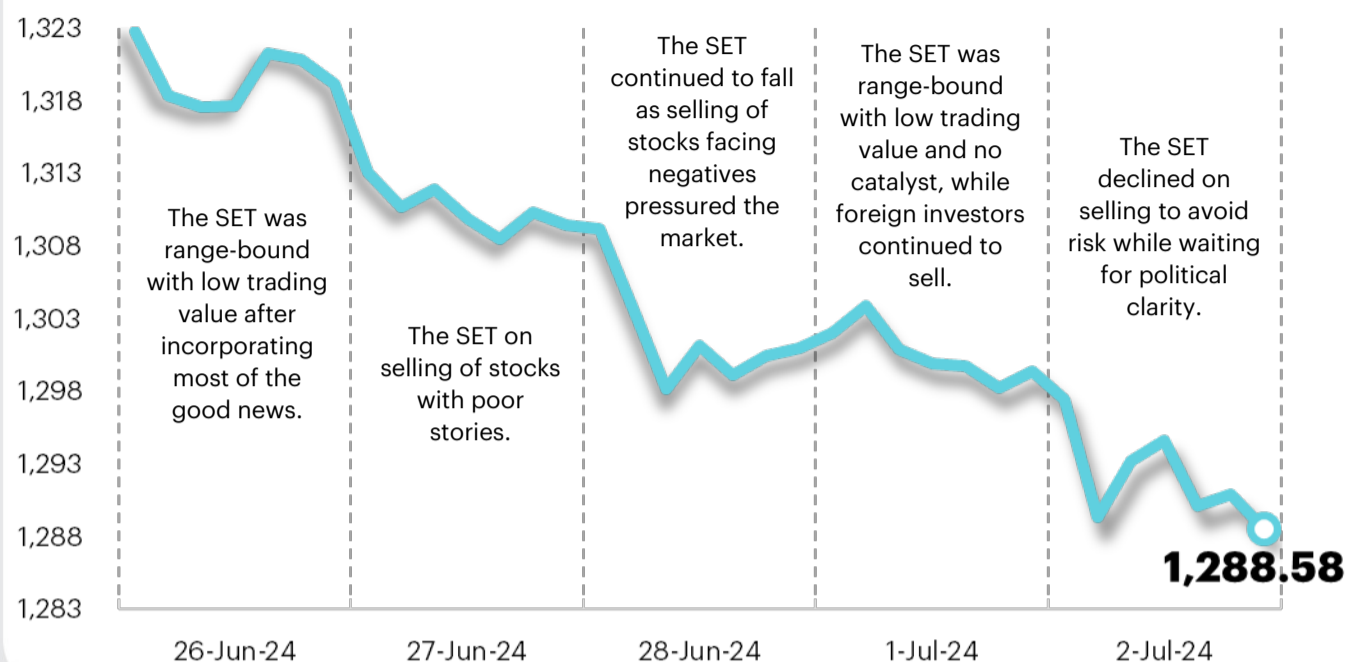
In the short term, the SET is still fragile and range-bound as it waits for clarification of domestic politics. On July 3, the constitutional court will schedule consideration of the dissolution of the Moving Forward Party and on July 10, the court will consider the Prime Minister's qualifications. There are also issues from overseas: China, EU and US manufacturing and services PMI in June, which are expected to range from stable to up slightly from last month. Our strategy is "Selective Buy".

## Daily report

Wednesday, July 3, 2024

### Support - Resistances

1280/1270 – 1300/1306



## Trading today

Thai capital market is seen to still be fragile and range-bound while waiting for some political clarity and a new catalyst. We recommend "Selective Buy" with four main themes:

- 1) Stocks expected to benefit from short covering after the SET implements the uptick rule on July 1 and which also have SETESG ratings between AAA to A – HANA, TOP, BEM, MINT, OSP, BBL, SCGP and AOT.
- 2) Stocks expected to benefit from changes in conditions for the ThaiESG fund: raising deductions to up to Bt300,000 and reducing the holding period to five years – ADVANC, CPALL, BDMS, BBL and BEM.
- 3) Global plays whose profit is expected to grow and which benefit from global economic recovery over domestic plays, which face multiple uncertainties – KCE, SCGP, TU and MINT. (We recommend buy KCE and SCGP on price dips upon pressure from weak Chinese economic figures).
- 4) Tension has eased about the situation in the Middle East, leading Brent down to the lower bound of US\$80-90/bbl, which is seen as an opportunity to hedge. For high-risk takers, we recommend an upstream oil stock – PTTEP.

## Daily top picks

**CPALL:** 2Q24 core profit and same-store sales are expected to grow YoY, outperforming peers in the Commerce sector. The stock is seen as undervalued, trading at 2024F PER of 21.6x or -2S.D. of 10-year historical PER, opposite to the growth in profit: 2024 core profit is expected to grow 28% on higher sales and margin and lower financial expense.

**KTB:** 2Q24 profit is expected to be Bt11bn, growing 7% from higher NIM and non-NII. Valuation is attractive, dividend yield high and asset quality risk low. Profit is expected to recover from lower credit cost and there is upside from NIM (current monetary stance expected to stay around) and with higher dividend yield likely.



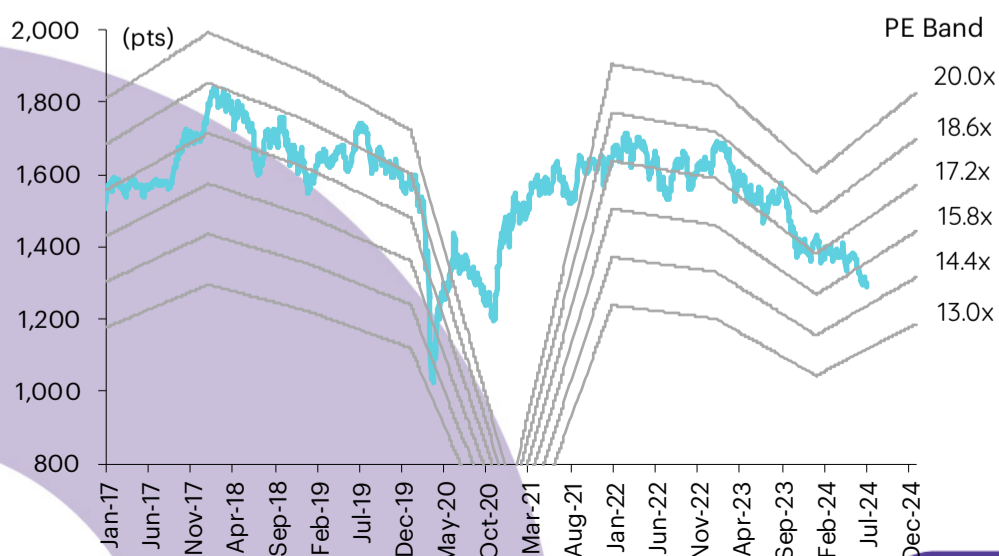
Today's reports

- Bank** – 2Q24F: Slipping QoQ and YoY
- Commerce** – Weak sentiment and heavy rainfall hit SSS
- Petrochemicals** – Naphtha cost still on the rise

What to watch

Date	Event
1 Jul	<b>Economic release:</b> JP – Tankan manufacturing and non-manufacturing index for 2Q24, consumer confidence for Jun JP/EU – Final manufacturing PMI for Jun US – ISM manufacturing PMI for Jun
2 Jul	<b>Economic release:</b> EU – CPI flash estimate for Jun, unemployment rate for May US – JOLTS job openings for May
3 Jul	<b>Economic release:</b> JP/EU – Final services PMI for Jun EU – PPI for May US – ADP non-farm payrolls for Jun, trade balance for May, ISM services PMI for Jun, crude oil inventories, unemployment claims
4 Jul	<b>Economic release:</b> US – FOMC meeting minutes
5 Jul	<b>Economic release:</b> JP – Household spending for May EU – Retail sales for May US – Average hourly earnings, non-farm payrolls and unemployment rate for Jun

SET Index movement



Daily report Wednesday, July 3, 2024

SET Index series

Index	2 Jul (pts)	Chg (pts)	Chg (%)	Value (Btmn)
SET	1,288.58	(10.77)	(0.83)	38,214.19
SET50	800.12	(5.72)	(0.71)	26,129.79
SET100	1,756.43	(14.36)	(0.81)	31,059.61
sSET	805.45	(10.40)	(1.27)	2,560.93
SETCLMV	781.28	(4.03)	(0.51)	15,959.93
SETHD	1,068.15	(6.31)	(0.59)	9,175.65
SETESG	825.65	(6.11)	(0.73)	26,970.75
SETWB	775.76	(3.48)	(0.45)	10,008.70
mai	348.33	(4.21)	(1.19)	998.30

Trading summary by investor type

(Btmn)	2 Jul	WTD	MTD	YTD
<b>Foreign</b>				
Net	(2,821)	(2,483)	(2,483)	(119,514)
Breakdown (%)	47.19	46.08	46.08	53.92
<b>Institution</b>				
Net	1,470	1,240	1,240	5,255
Breakdown (%)	11.81	11.57	11.57	9.02
<b>PropTrade</b>				
Net	(479)	(593)	(593)	(1,382)
Breakdown (%)	6.28	6.33	6.33	6.70
<b>Individual</b>				
Net	1,830	1,837	1,837	115,641
Breakdown (%)	34.72	36.03	36.03	30.35

S50 futures trading by foreign investors

(Contract)	2-Jul	WTD	MTD	YTD
Foreign	(22,265)	(20,281)	(20,281)	(120,265)
Institution	3,322	1,744	1,744	4,072
Customer	18,943	18,537	18,537	116,193

Bond trading by foreign investors

(Btmn)	2-Jul	WTD	MTD	YTD
Buy	1,096	3,559	3,559	391,200
Sell	4,014	10,661	10,661	444,288
Net	(2,917)	(7,103)	(7,103)	(53,088)

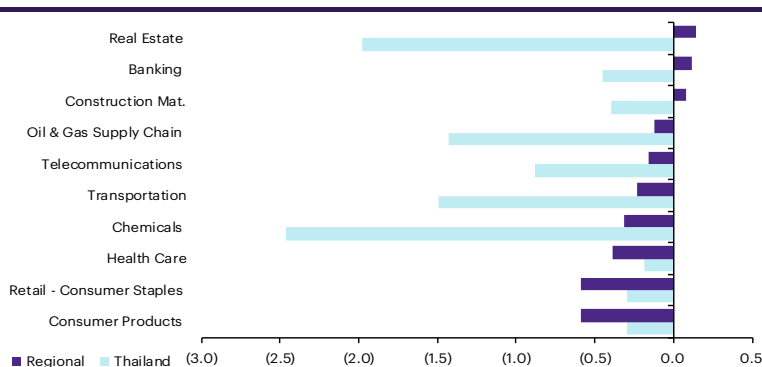
## Market update

### Global market movement

	2-Jul	Index	Chg (pts)	Performance (%)				PE (x)		EPS gth (%)		PBV (x)		ROE (%)	
				1D	WTD	MTD	YTD	24F	25F	24F	25F	24F	25F	24F	25F
S&P 500		5,509	33.92	0.6	0.9	0.9	15.5	22.5	19.9	10.6	13.3	4.6	4.1	18.5	19.4
Euro Stoxx 600		511	(2.13)	(0.4)	(0.1)	(0.1)	6.7	14.1	13.0	(3.2)	8.3	1.9	1.8	12.9	13.3
Japan		40,075	443.63	1.1	1.2	1.2	19.8	22.7	20.5	36.3	10.8	2.1	2.0	9.1	9.8
Hang Seng		17,769	50.53	0.3	0.3	0.3	4.2	8.7	8.2	8.3	6.5	1.0	0.9	10.5	10.4
MSCI Asia x J		694	(4.00)	(0.6)	(0.4)	(0.4)	8.1	14.0	12.1	23.4	15.8	1.6	1.5	11.4	12.1
Philippines		6,359	(39.81)	(0.6)	(0.8)	(0.8)	(1.4)	10.7	9.7	18.3	10.7	1.4	1.3	12.9	12.8
Indonesia		7,125	(14.48)	(0.2)	0.9	0.9	(2.0)	12.8	10.0	44.9	27.6	1.8	1.6	14.1	14.9
Malaysia		1,598	(0.24)	(0.0)	0.5	0.5	9.9	14.5	13.5	(0.6)	8.0	1.4	1.3	9.4	9.7
Thailand		1,289	(10.77)	(0.8)	(1.0)	(1.0)	(9.0)	14.1	12.5	14.0	12.8	1.2	1.2	9.0	9.6
<b>Asean 4 - simple avg.</b>				<b>(0.4)</b>	<b>(0.1)</b>	<b>(0.1)</b>	<b>(0.6)</b>	<b>13.0</b>	<b>11.4</b>	<b>19.2</b>	<b>14.8</b>	<b>1.4</b>	<b>1.3</b>	<b>11.4</b>	<b>11.7</b>
China		2,997	2.28	0.1	1.0	1.0	0.7	11.2	10.2	20.3	10.5	1.2	1.1	10.6	10.8
India		79,441	(34.74)	(0.0)	0.5	0.5	10.0	22.7	19.7	20.6	15.2	3.5	3.1	15.2	15.7
Singapore		3,368	29.33	0.9	1.1	1.1	3.9	10.8	10.4	6.0	3.1	1.1	1.1	10.0	10.1
Taiwan		22,879	(179.20)	(0.8)	(0.7)	(0.7)	27.6	20.0	17.2	34.0	16.5	2.8	2.7	14.1	15.4
Korea		2,781	(23.45)	(0.8)	(0.6)	(0.6)	4.7	11.0	8.7	66.2	26.4	1.0	0.9	9.3	10.7
<b>Others</b>				<b>(0.1)</b>	<b>0.3</b>	<b>0.3</b>	<b>9.4</b>	<b>15.1</b>	<b>13.2</b>	<b>29.4</b>	<b>14.3</b>	<b>1.9</b>	<b>1.8</b>	<b>11.8</b>	<b>12.5</b>

### Regional sector movement

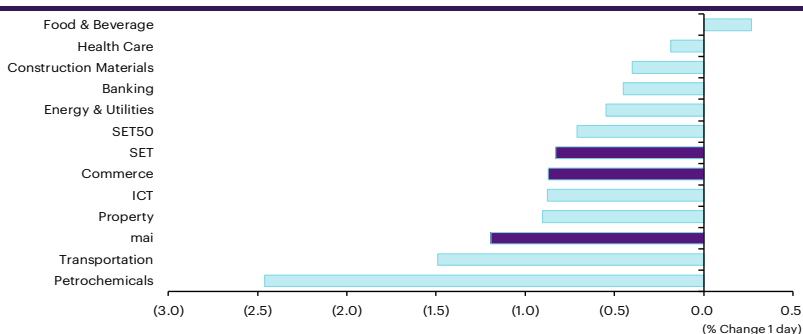
	Price performance (%) <sup>+</sup>			
	2-Jul	WoW	MoM	YTD
Banking	0.12	0.65	(3.45)	1.66
Chemicals	(0.31)	0.99	(3.52)	(7.25)
Construction Mat.	0.08	1.98	(0.19)	1.36
Consumer Products	(0.59)	(0.41)	(6.19)	(10.96)
Health Care	(0.39)	0.59	(5.10)	(9.25)
Oil & Gas Supply Chain	(0.12)	0.30	(3.83)	(3.16)
Real Estate	0.14	1.12	(3.79)	5.54
Retail - Consumer Staples	(0.59)	(0.41)	(6.19)	(10.96)
Telecommunications	(0.16)	0.40	(3.39)	(6.75)
Transportation	(0.23)	0.76	(0.78)	(0.04)



<sup>+</sup> Regional sector price performances (%) are based on US\$ and Thai sector price performances (%) are based on baht

### Thailand sector movement

	Price performance (%)			
	2-Jul	WoW	MTD	YTD
Banking	(0.45)	(2.06)	(0.19)	(8.52)
Commerce	(0.87)	(3.59)	(1.62)	(11.15)
Construction Materials	(0.40)	(1.26)	(0.05)	(19.86)
Energy & Utilities	(0.55)	(1.65)	(0.29)	(12.00)
Food & Beverage	0.27	(1.15)	(0.17)	0.39
Health Care	(0.18)	(1.96)	(1.78)	(6.23)
ICT	(0.88)	(0.28)	(0.26)	3.86
Petrochemicals	(2.46)	(3.90)	(1.67)	(21.62)
Property	(0.90)	(3.29)	(0.44)	(15.70)
Transportation	(1.49)	(3.44)	(2.61)	(6.69)
SET	(0.83)	(2.32)	(0.95)	(8.99)
SET50	(0.71)	(2.01)	(0.74)	(8.58)
MAI	(1.19)	(2.53)	(2.00)	(15.37)



### 10 Most active stocks by value

Stock	Price (Bt)	Value (Btmn)	Chg (%)
EA	11.90	3,616.55	(5.56)
AOT	55.75	1,984.14	(1.76)
PTT	32.50	1,530.81	-
TRUE	8.85	1,288.30	0.57
BDMS	26.00	1,178.37	-
CPF	23.60	1,056.99	3.96
KBANK	124.50	983.35	(0.80)
DELTA	82.00	930.70	(1.80)
CPALL	55.00	973.09	(0.45)
PTTEP	153.00	816.29	-

### Top 10 gainers

Stock	Price (Bt)	Value (Btmn)	Chg (%)
TGPRO	0.11	0.29	10.00
TRC	0.12	0.96	9.09
KC	0.13	0.34	8.33
SINO	1.57	39.35	8.28
HTECH	3.36	6.30	7.69
URBNPF	0.29	0.00	7.41
MNRF	2.68	0.00	7.20
BKD	1.35	0.38	5.47
MNIT2	5.05	1.16	5.21
ZAA	0.81	0.30	5.19

### Top 10 losers

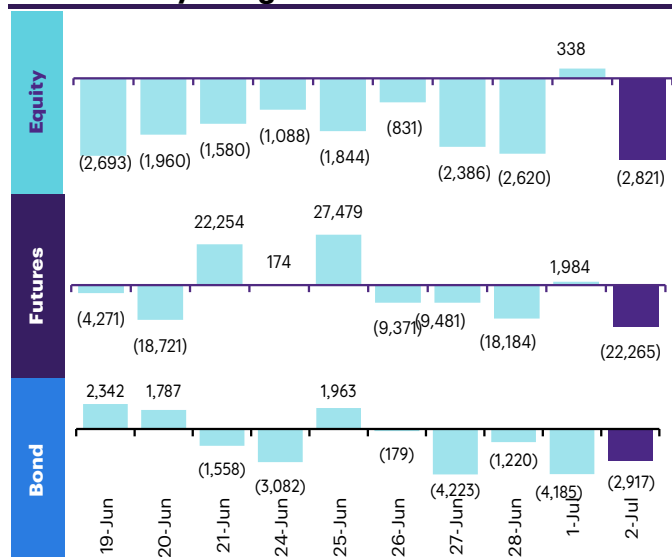
Stock	Price (Bt)	Value (Btmn)	Chg (%)
KKC	0.03	0.20	(40.00)
TWZ	0.04	0.21	(20.00)
SGC	1.50	155.70	(17.58)
PLUS	6.35	96.72	(13.61)
TFI	0.07	0.02	(12.50)
AS	4.40	63.36	(10.57)
INGRS	0.34	2.14	(10.53)
GRAND	0.09	0.05	(10.00)
TSI	0.09	0.00	(10.00)
APCS	2.52	1.30	(10.00)

## Fund flow monitor

### Regional foreign fund flows to equity

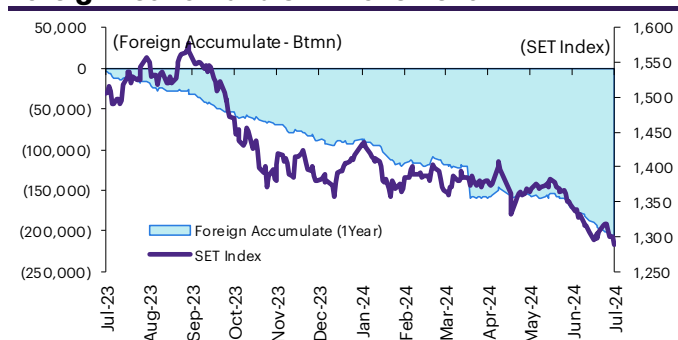
(US\$ Mn)	Thailand	Indonesia	Philippines	Malaysia	Vietnam	India	Taiwan	South Korea	Japan
<b>Daily</b>									
2-Jul-24	(77)	30	(5)		(1)		(919)	(97)	
1-Jul-24	9	11	2		(31)	(59)	(320)	(39)	
28-Jun-24	(71)	(106)	7	28	(46)	186	432	62	
27-Jun-24	(65)	(328)	(2)	(56)	(45)	929	(690)	335	
26-Jun-24	(23)	(19)	1	4	(23)	181	(114)	231	
<b>Weekly</b>									
<b>WTD</b>	<b>(67)</b>	<b>41</b>	<b>(4)</b>	<b>(76)</b>	<b>(32)</b>	<b>(59)</b>	<b>(1,239)</b>	<b>(136)</b>	<b>(535)</b>
28-Jun-24	(238)	30	0	(76)	(179)	1,695	(2,193)	352	0
21-Jun-24	(291)	20	(47)	(94)	(195)	1,653	2,579	778	(535)
14-Jun-24	(256)	2	(22)	43	(217)	1,150	1,451	1,619	508
7-Jun-24	(165)	(144)	(36)	114	(61)	(1,387)	(65)	1,071	(2,211)
<b>Monthly</b>									
<b>MTD</b>	<b>(67)</b>	<b>41</b>	<b>(4)</b>	<b>0</b>	<b>(32)</b>	<b>(59)</b>	<b>(1,239)</b>	<b>(136)</b>	<b>0</b>
Jun-24	(950)	(92)	(104)	(13)	(652)	3,111	1,773	3,821	(2,238)
May-24	(455)	(881)	(174)	314	(613)	(3,023)	2,708	(676)	9,910
Apr-24	108	(1,141)	(412)	(288)	(239)	(1,097)	(4,828)	1,794	19,808
YTD	(3,298)	(386)	(531)	(173)	(2,099)	290	3,143	16,992	37,884

### Thailand daily foreign net flows

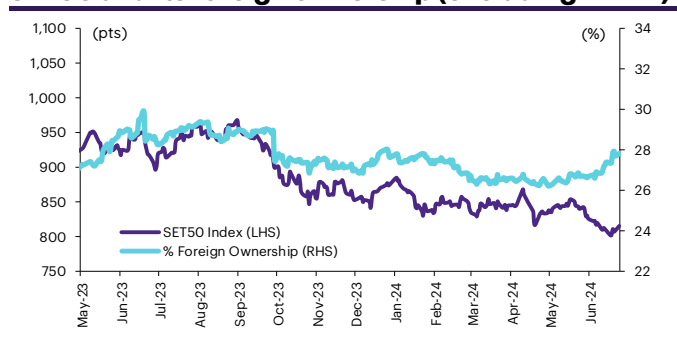


	Equity (Btmn)	SET50 futures (Contract)	Bond (Btmn)*	Bond (Btmn)
<b>Daily</b>				
2-Jul-24	(2,821)	(22,265)	(3,550)	(2,917)
<b>Weekly</b>				
<b>WTD</b>	<b>(2,483)</b>	<b>(20,281)</b>	<b>(3,230)</b>	<b>(7,103)</b>
28-Jun-24	(8,770)	(9,383)	(1,479)	(6,741)
21-Jun-24	(10,680)	6,955	1,138	(3,499)
14-Jun-24	(9,376)	(27,555)	(4,440)	(3,360)
7-Jun-24	(6,045)	(42,830)	(7,014)	3,029
<b>Monthly</b>				
<b>MTD</b>	<b>(2,483)</b>	<b>(20,281)</b>	<b>(3,230)</b>	<b>(7,103)</b>
Jun-24	(34,872)	(72,813)	(11,795)	(10,572)
May-24	(16,747)	(52,734)	(8,608)	18,633
Apr-24	3,914	19,636	3,421	(25,469)
<b>Quarterly</b>				
<b>QTD</b>	<b>(2,483)</b>	<b>(20,281)</b>	<b>(3,230)</b>	<b>(7,103)</b>
2Q24	(47,705)	(105,911)	(16,982)	(17,407)
1Q24	(69,326)	5,927	937	(28,578)
4Q23	(35,319)	73,626	13,162	21,611
3Q23	(50,031)	(123,844)	(22,416)	(26,109)
<b>YTD</b>				
2023	(192,490)	(243,096)	(47,380)	10,930
2022	202,694	65,126	14,179	213,107

### Foreign net flow and SET movement



### SET50 and its foreign ownership (excluding NVDR)



### Foreign buy/sell activity monitor

#### Most foreign holding value change

	Fgn hld (%)	Δ Fgn (M.shares)	Buy* (Btmn)
TOP	19.90	0.89	49
ICHI	10.65	1.93	33
MEGA	16.59	0.58	22
AMATA	12.51	0.51	11
TKN	5.88	1.12	11
COM7	8.47	0.47	9
IRPC	4.69	3.15	5
TU	23.90	0.35	5
BCH	12.67	0.30	5
EGCO	29.04	0.04	5

	Fgn hld (%)	Δ Fgn (M.shares)	Sell* (Btmn)
EA	32.52	(84.04)	(1,000)
AOT	7.37	(11.28)	(629)
EA	32.52	(84.04)	(1,000)
BDMS	25.64	(19.94)	(518)
ADVANC	36.91	(1.59)	(334)
PTT	8.24	(5.54)	(180)
AWC	11.35	(48.85)	(172)
BH	31.42	(0.69)	(170)
KBANK	42.92	(1.33)	(165)
MINT	31.02	(5.22)	(154)

#### Top-5 NVDR net buy/sell

	Buy* (Btmn)	Sell* (Btmn)
TRUE	191	(259)
BBL	183	(232)
IVL	84	(145)
COM7	79	(141)
BGRIM	79	(102)
AOT	78	(96)
PLANB	68	(81)
PTTEP	65	(80)
BH	62	(61)
BDMS	51	(59)

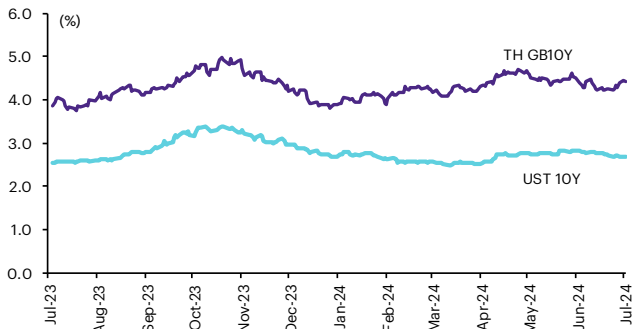
\* InnovestX Research estimates

# Multi-asset price update

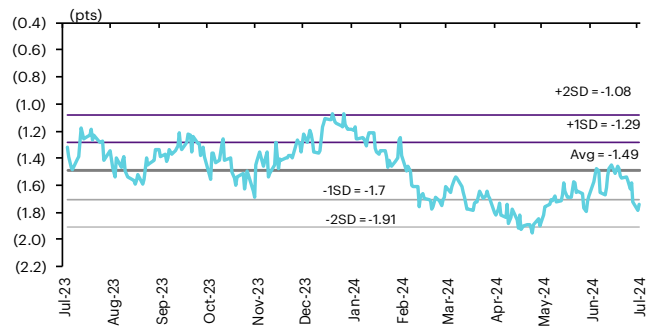
## Key indicator update

	Close	2-Jul	WoW	MoM	YoY	YTD
<b>Financial market condition</b>						
VIX Index	12.03	-1.55	-6.31	-6.89	-11.35	-3.37
Europe CDS (bps)	57.36	-0.82	-3.76	4.85	-16.09	-1.22
LIBOR OIS Spread (bps)	0.00	0.00	0.00	0.00	-24.92	0.00
TED Spread (bps)	0.21	-1.16	-4.36	1.06	-3.93	-4.65
<b>Exchange rate</b>						
Dollar Index	105.67	-0.15	0.05	1.00	2.62	4.23
USD/THB	36.79	0.22	0.27	0.29	5.15	7.04
EUR/USD	1.07	0.06	0.32	-0.93	-1.54	-2.65
USD/JPY	161.41	-0.03	1.12	2.62	11.58	14.47
<b>Bond: (Change in basis points)</b>						
TH Gov Bond 2Y	0.02	0.31	0.38	-3.12	20.55	0.95
TH Gov Bond 10Y	0.03	1.42	0.72	-12.56	12.66	-0.34
US Gov Bond 2Y	0.05	-1.45	1.67	-13.36	-18.84	48.30
US Gov Bond 10Y	0.04	-1.98	16.65	-7.09	57.12	54.31
<b>Commodities</b>						
CRB Index	540.38	0.20	0.04	-1.06	-2.24	5.89
Gold (US\$/oz)	2329.10	-0.11	0.44	0.09	21.26	12.92
Gross Refining Margin (US\$/bbl)	3.73	-5.57	9.71	314.44	-23.41	-40.70
Dubai Crude (US\$/bbl)	82.55	0.00	0.15	1.77	10.08	6.75
NYMEX Crude (US\$/bbl)	82.81	-0.68	2.45	7.56	18.66	70.95
Baltic Dry Index (pts)	2179.00	0.97	13.14	20.06	104.03	4.06

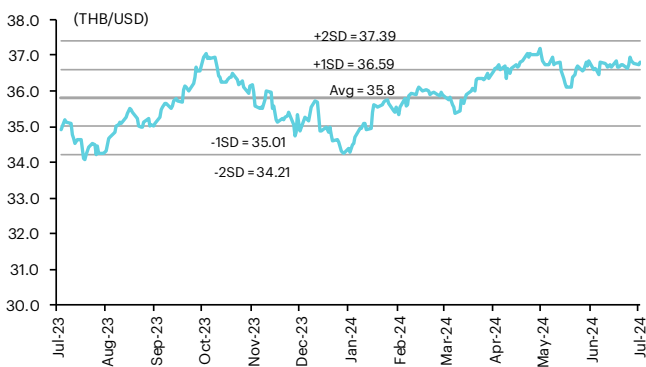
### Thai and US 10-year government bond yield



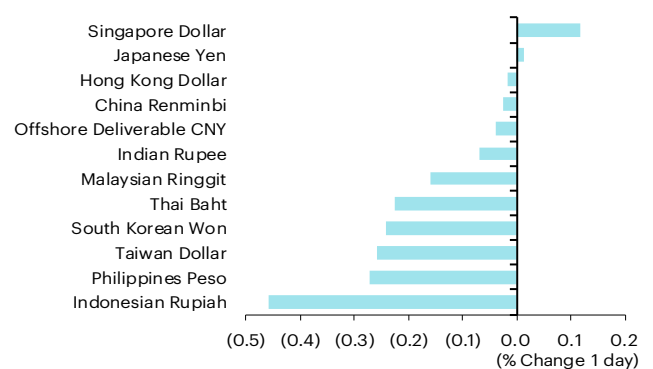
### Thai and US 10-year government bond spread



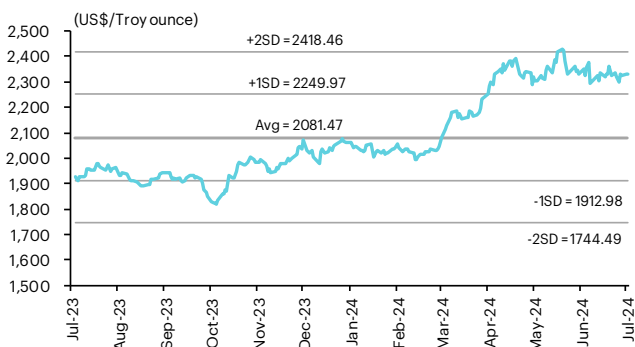
### THB/USD exchange rate



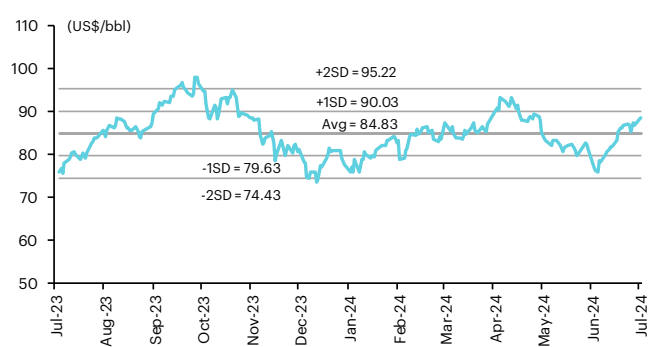
### Regional foreign exchange rate spot return



### Gold



### Brent crude



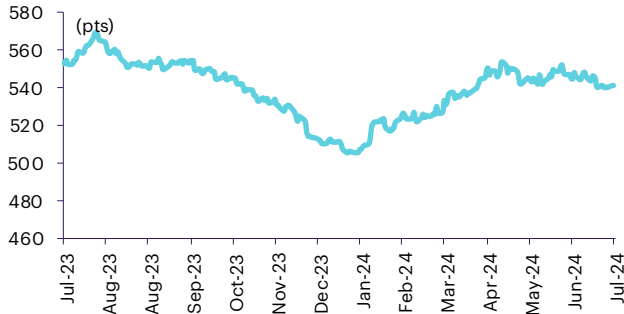
## Commodities daily price update

	As of 2-Jul-24	-1W %	Avg. Price QTD in 1Q24	% QoQ	% YoY	Avg. Price in '23	% YoY	Avg. Price in '24	% YoY	Update
<b>CRB Index</b>	<b>540.38</b>	0.2	533.20	0.3	(3.4)	546.31	(7.81)	533.20	(2.4)	Daily
<b>Energy Prices</b>										
Crude Oil - Dubai (US\$/bbl)	<b>87.40</b>	3.1	83.34	(0.6)	4.8	81.93	(15.62)	83.34	1.7	Daily
Brent Crude (US\$/bbl)	<b>88.59</b>	2.3	84.00	(0.3)	3.5	82.60	(18.40)	84.00	1.7	Daily
West Texas Int. Cushing (US\$/bbl)	<b>82.81</b>	1.0	78.96	0.6	(2.8)	77.59	(17.93)	78.96	1.8	Daily
Crude Oil - Asia-Pacific Tapis Oil Spot (US\$/bbl)	<b>88.35</b>	1.0	87.59	(1.7)	7.9	86.52	(19.56)	87.59	1.2	Daily
Natural Gas Henry Hub (US\$/mmBTU)	<b>2.47</b>	(13.4)	2.63	(16.3)	(27.3)	3.38	(17.01)	2.63	(22.2)	Daily
Coal Price NEX (US\$/MT)	<b>132.49</b>	(2.0)	133.04	(2.5)	(49.9)	178.13	(51.19)	133.04	(25.3)	Friday
<b>Oil Product Prices and Gross Refinery Margin</b>										
Gas Oil 500 ppm Sulfur Singapore (US\$/bbl)	<b>103.21</b>	5.4	99.41	(5.1)	(6.0)	103.11	(21.20)	99.41	(3.6)	Daily
Gas Oil - Dubai (US\$/bbl)	<b>15.81</b>	20.1	16.07	(22.9)	(38.7)	21.18	(37.25)	16.07	(24.1)	Daily
Gasoline, 92 RON Spot (US\$/bbl)	<b>103.21</b>	13.4	99.41	(5.1)	(6.0)	103.11	(21.20)	99.41	(3.6)	Daily
Gasoline - Dubai (US\$/bbl)	<b>15.81</b>	150.9	16.07	(22.9)	(38.7)	21.18	(37.25)	16.07	(24.1)	Daily
Fuel Oil 180 Singapore Spot (US\$/bbl)	<b>79.45</b>	0.6	74.21	(29.1)	18.4	70.05	(12.98)	74.21	5.9	Daily
Fuel Oil - Dubai (US\$/bbl)	<b>(7.95)</b>	37.8	(9.13)	(29.1)	(45.8)	-11.88	(28.43)	(9.13)	(23.1)	Daily
Jet Kerosene - Spot Price (US\$/bbl)	<b>103.07</b>	3.4	100.61	(6.8)	(6.3)	105.01	(16.72)	100.61	(4.2)	Daily
Jet Kerosene - Dubai (US\$/bbl)	<b>15.67</b>	5.0	17.27	(28.2)	(38.1)	23.08	(20.38)	17.27	(25.2)	Daily
SG Refinery Margin (US\$/bbl)	<b>3.73</b>	9.7	5.47	(42.7)	(33.7)	6.86	95.65	5.35	-21.96	Daily
<b>Olefins Product Prices and Spread</b>										
Ethylene, FOB Japan Spot (US\$/MT)	<b>825</b>	1.2	868	(3.3)	1.0	835	(16.61)	868	4.1	Tuesday
Ethylene Spread (US\$/MT)	<b>101</b>	(10.3)	182	318.5	0.8	181	(33.22)	182	0.4	Daily
Propylene (Olefins), FOB Japan Spot (US\$/MT)	<b>830</b>	0.6	827	0.3	(10.4)	848	(14.27)	827	(2.6)	Tuesday
Propylene Spread (US\$/MT)	<b>106</b>	(13.5)	140	(15.7)	(42.6)	195	(24.99)	140	(28.1)	Daily
Naphtha - Singapore Spot FOB (US\$/MT)	<b>724</b>	3.1	687	4.4	1.1	654	(10.45)	687	5.1	Daily
<b>Polyolefins Prices and Spread</b>										
Polye HDPE SE Asia (US\$/MT)	<b>1,040</b>	0.0	1,028	12.8	(4.0)	1,033	(12.49)	1,028	(0.4)	Tuesday
HDPE-Naphtha Spread (US\$/MT)	<b>316</b>	(6.4)	342	226.5	(12.8)	379	(15.80)	342	(9.9)	Daily
Polye LDPE-Film, CFR SE Asia Spot (US\$/MT)	<b>1,310</b>	2.3	1,134	10.9	(1.4)	1,053	(26.77)	1,134	7.7	Tuesday
LDPE-Naphtha Spread (US\$/MT)	<b>586</b>	1.4	447	175.1	(5.0)	399	(43.59)	447	12.0	Daily
PP Film, Spot South East Asia (US\$/MT)	<b>1,030</b>	0.0	1,003	4.4	(6.2)	999	(14.92)	1,003	0.4	Tuesday
PP Spread (US\$/MT)	<b>306</b>	(6.6)	316	4.5	(19.0)	345	(22.28)	316	(8.4)	Daily
<b>MEG Prices and Spread</b>										
MEG, CFR South East Asia (US\$/MT)	<b>550</b>	2.8	540	9.8	2.9	500	(14.40)	540	7.9	Tuesday
MEG Spread (US\$/MT)	<b>39</b>	29.6	1	(103.8)	(118.4)	-17	(52.64)	1	n.m.	Tuesday
<b>Aromatics Product Prices and Spread</b>										
Paraxylene, FOB USG Spot (US\$/MT)	<b>1,115</b>	0.9	1,102	(63.4)	0.3	1,103	(12.51)	1,102	(0.1)	Tuesday
Paraxylene Spread (US\$/MT)	<b>377</b>	(3.1)	398	4.9	(6.7)	411	(7.19)	398	(3.0)	Tuesday
Paraxylene - 92 RON Spread (US\$/MT)	<b>235</b>	(28.5)	254	30.4	28.9	224	54.61	254	13.8	Daily
Toluene, FOB Korea Spot (US\$/MT)	<b>890</b>	(2.2)	903	4.3	3.1	892	(7.35)	903	1.2	Tuesday
Benzene, CFR Japan Spot (US\$/MT)	<b>1,070</b>	3.9	1,046	13.4	10.2	918	(13.13)	1,046	13.9	Tuesday
Benzene Spread (US\$/MT)	<b>397</b>	4.7	428	28.0	26.8	340	(8.97)	428	25.9	Daily
Benzene - 92 RON Spread (US\$/MT)	<b>190</b>	(25.1)	198	587.9	323.7	38	(164.71)	198	414.0	Daily
Condensate (US\$/MT)	<b>738</b>	3.1	704	(0.6)	4.7	692	(15.39)	704	1.7	Daily
<b>PTA Prices and Spread</b>										
PTA, CFR South East Asia (US\$/MT)	<b>820</b>	1.2	792	1.8	(1.3)	802	(9.43)	792	(1.2)	Tuesday
PTA Spread (US\$/MT)	<b>73</b>	4.7	54	9.3	(19.4)	62	55.13	54	(14.2)	Tuesday
<b>PVC Prices and Spread</b>										
PVC, CFR South East Asia (US\$/MT)	<b>850</b>	0.0	797	0.6	(11.3)	844	(26.72)	797	(27.1)	Tuesday
Ethylene Spread (US\$/MT)	<b>749</b>	1.6	616	3.4	(14.4)	663	(24.72)	616	(7.2)	Tuesday
Ethylene Dichloride CFR Far East Asia (US\$/MT)	<b>295</b>	7.3	320	9.1	10.1	293	(45.94)	320	9.0	Tuesday
<b>Metal</b>										
Gold (US\$/Troy Ounce)	<b>2,329</b>	0.3	2,208	11.6	16.8	1,943	7.82	2,208	13.6	Daily
LME Copper 3 Month Rolling Forward (US\$/MT)	<b>9,636</b>	(0.5)	9,217	11.6	2.9	8,526	(3.17)	9,217	8.1	Daily
Silver Future (US\$/Troy Ounce)	<b>30</b>	(0.3)	27	10.2	n.m.	25	n.a.	27	8.6	Daily
China Composite Steel Prices (CNY/MT)	<b>3,930</b>	(1.2)	4,124	(2.1)	(8.3)	4,259	(10.71)	4,124	(3.2)	Daily
<b>Agriculture Prices</b>										
Malaysian Crude Palm Oil Spot Price(MYR/MT)	<b>4,040</b>	2.3	4,023	9.3	0.3	3,834	(25.34)	4,023	4.9	Daily
SGX Ribbed Smoked Sheet 3 (RSS3) Futures (US\$/KG.)	<b>222</b>	(0.9)	222	33.4	37.8	159	(13.70)	222	40.1	Daily
Sugar #11 (US\$/LB)	<b>21</b>	7.6	21	(11.4)	19.8	21	27.43	21	(2.1)	Daily
<b>Freight Rate</b>										
Baltic Freight Index: BDIY	<b>2,179</b>	9.1	1,843	(9.6)	80.9	1,394	(27.83)	1,843	32.2	Daily
Baltic Supramax Index: BSI58	<b>1,369</b>	(2.1)	1,275	(1.3)	37.6	1,030	(48.65)	1,275	23.9	Daily

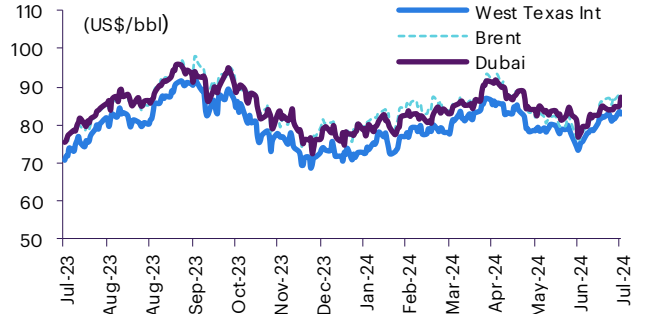
Source: Bloomberg Financial L.P., TQ Professional, BANPU, BOT, InnovestX Research

## Commodities daily chart update

### CRB US Spot All Commodities Price Index



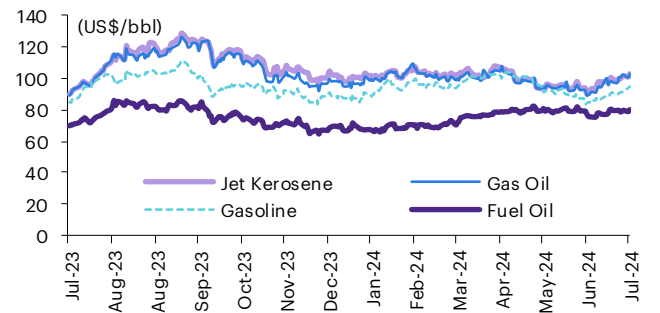
### Crude prices



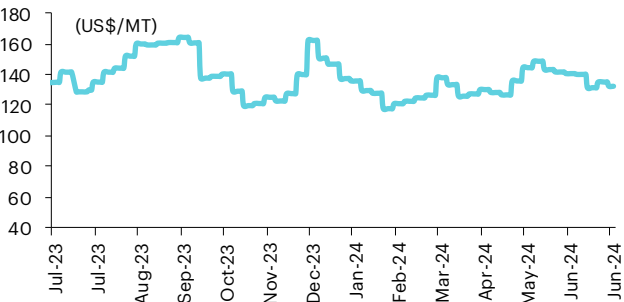
### SG Dubai Hydrocracking Refinery Margin



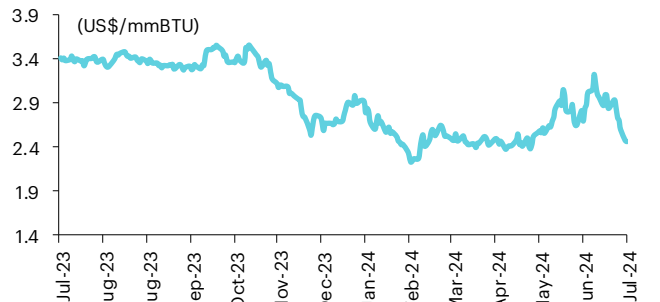
### Oil product prices



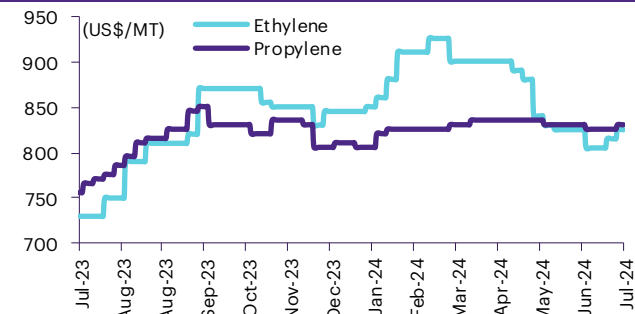
### Coal price (NEX)



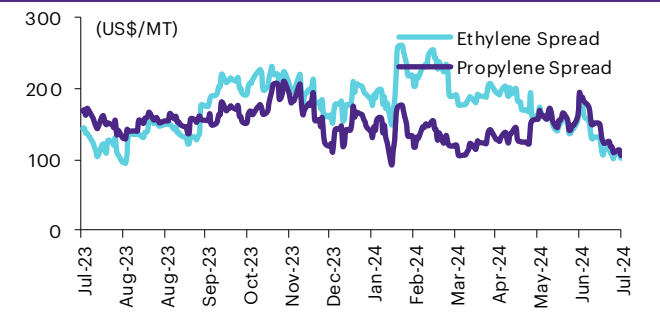
### Natural gas prices (Henry hub)



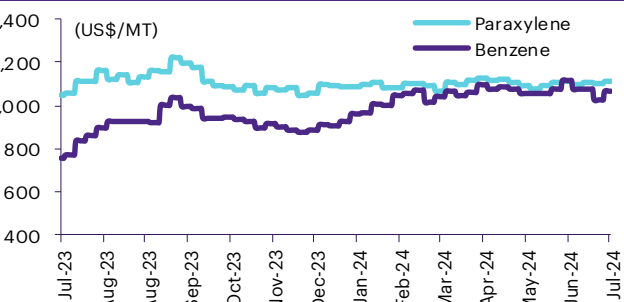
### Olefins prices



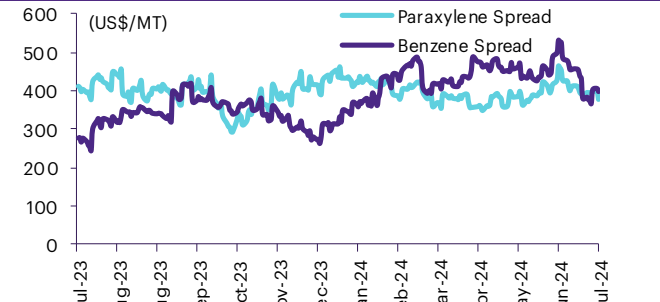
### Olefins spreads



### Aromatics prices

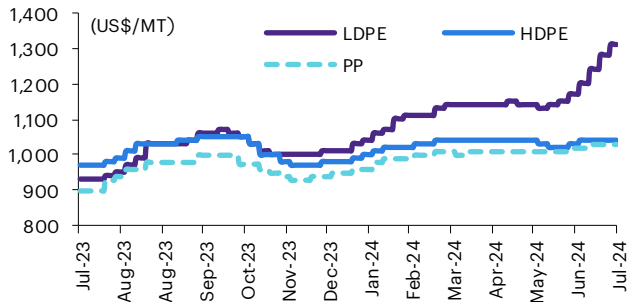


### Aromatics spreads

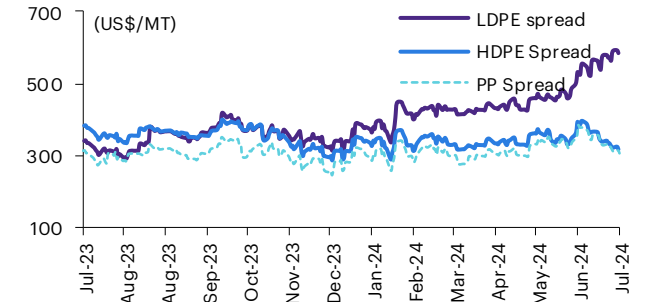


# Commodities daily chart update

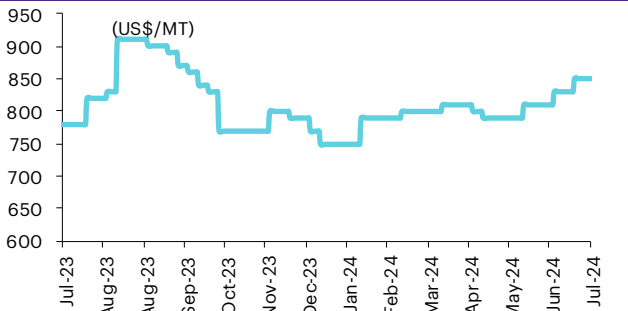
## Polyolefins prices



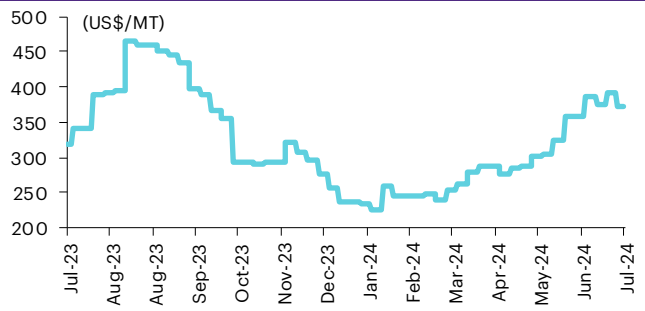
## Polyolefins-Naphtha spreads



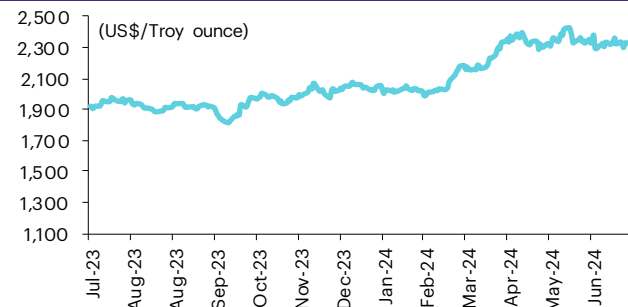
## PVC price



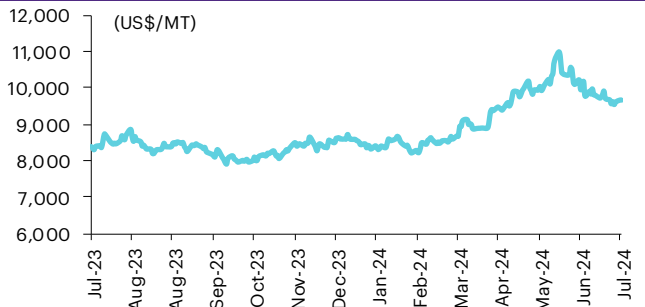
## PVC spread



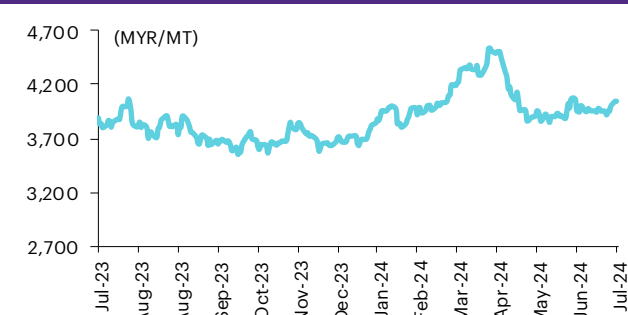
## Gold price



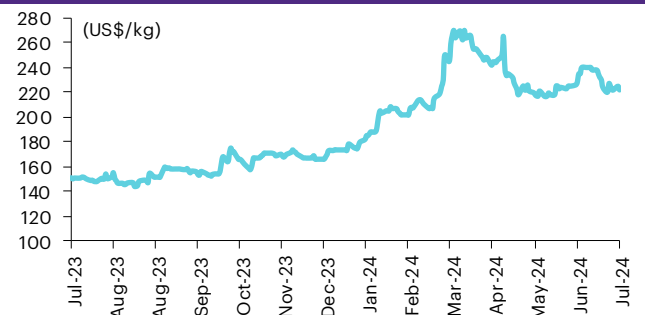
## LME copper price



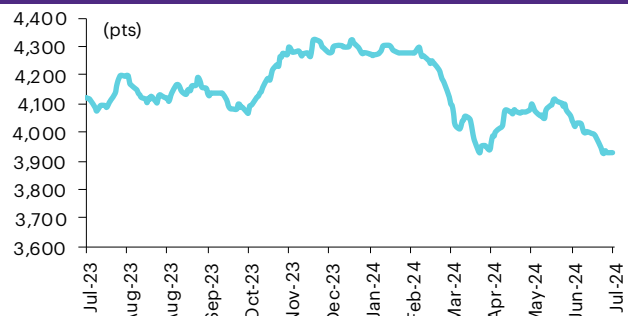
## Malaysian crude palm oil price



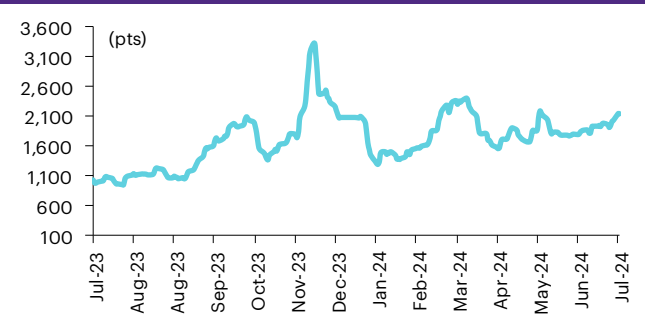
## Rubber price (RSS3) futures



## Steel price index



## Baltic freight index



Source: Bloomberg Financial L.P., TQ Professional, BANPU, BOT, InnovestX Research



## Short sales

	Volume (Shares)	Turnover (Bt)	Average price (Bt)	Last price 2-July -24	Gap between last close and short	Short sale volume comparing with main board
JMART	2,542,500	31,011,230	12.20	12.10	0.80	16.86
LH	3,247,400	19,199,820	5.91	5.90	0.21	15.05
SKY-R	328,300	7,707,260	23.48	23.40	0.33	13.58
KTB	2,073,300	35,283,900	17.02	17.00	0.11	13.01
TCAP	154,800	7,004,700	45.25	45.50	(0.55)	12.60
CHG	726,100	1,845,544	2.54	2.52	0.86	12.20
SCC	124,500	28,118,900	225.85	226.00	(0.06)	11.74
KTC-R	930,500	37,866,950	40.70	40.25	1.11	11.60
KTB-R	1,809,000	30,753,000	17.00	17.00	0.00	11.35
DELTA-R	1,283,200	105,382,025	82.12	82.00	0.15	11.33
TISCO	295,300	28,252,425	95.67	95.50	0.18	10.78
TTB	10,712,700	18,318,077	1.71	1.71	(0.00)	10.36
OR-R	1,189,000	18,713,500	15.74	15.80	(0.39)	10.16
HMPRO-R	2,798,700	25,061,065	8.95	8.95	0.05	10.11
CENTEL	163,800	6,549,150	39.98	39.75	0.59	10.03
TIDLOR-R	337,700	6,174,420	18.28	18.10	1.02	9.85
TTW-R	80,400	711,540	8.85	8.85	0.00	9.42
BEC	65,000	251,118	3.86	3.84	0.61	9.12
BTG	137,500	2,988,820	21.74	21.80	(0.29)	9.10
BH	127,600	31,258,000	244.97	246.00	(0.42)	8.54
MBK	44,400	723,720	16.30	16.20	0.62	8.42
MDX	12,300	39,812	3.24	3.22	0.52	8.37
SCGP-R	408,700	13,659,825	33.42	33.25	0.52	8.10
BJC	1,416,300	29,501,110	20.83	20.70	0.63	8.06
AURA-R	106,000	1,330,570	12.55	12.80	(1.93)	8.00
SPALI	195,200	3,499,850	17.93	17.80	0.73	7.83
THG-R	15,500	465,000	30.00	29.75	0.84	7.74
COM7	1,349,300	25,593,550	18.97	19.10	(0.69)	7.65
WP	600	2,188	3.65	3.64	0.18	7.60
GUNKUL-R	1,101,000	2,730,480	2.48	2.46	0.81	7.46
SISB-R	91,200	3,315,250	36.35	36.25	0.28	7.07
DEMCO	4,300	15,910	3.70	3.70	0.00	6.92
GFPT	138,400	1,758,330	12.70	12.70	0.04	6.92
AOT-R	2,377,100	133,711,875	56.25	55.75	0.90	6.73
TCAP-R	80,000	3,620,000	45.25	45.50	(0.55)	6.51
JMT	1,274,000	16,396,460	12.87	12.50	2.96	6.48
BSRC-R	99,200	914,860	9.22	9.15	0.79	6.45
PLANB	2,080,500	14,493,225	6.97	7.05	(1.19)	6.31
PTTEP-R	328,600	50,285,150	153.03	153.00	0.02	6.17
ORI-R	238,400	1,137,754	4.77	4.74	0.68	6.17
TTCL	23,400	84,934	3.63	3.60	0.82	6.16
BBL	270,300	35,535,400	131.47	131.50	(0.03)	6.15
GLOBAL	525,600	7,710,630	14.67	14.60	0.48	6.11
CPN	450,300	24,696,375	54.84	54.50	0.63	6.11
CKP	168,900	661,452	3.92	3.88	0.93	5.93
CPF	2,674,300	62,258,070	23.28	23.60	(1.36)	5.91
MEGA-R	38,800	1,463,550	37.72	37.25	1.26	5.85
AP	332,500	2,671,000	8.03	8.00	0.41	5.75
TOP	412,200	22,419,350	54.39	54.50	(0.20)	5.70
BTG-R	82,300	1,794,430	21.80	21.80	0.02	5.45
RCL	575,600	16,266,750	28.26	27.75	1.84	5.40
WHA	4,219,000	20,649,240	4.89	4.84	1.12	5.40
RATCH	98,300	2,647,300	26.93	26.75	0.68	5.39
IVL	1,215,800	23,534,590	19.36	18.90	2.42	5.27
MAJOR-R	23,500	289,050	12.30	12.30	0.00	5.18
MTC	456,500	19,688,125	43.13	43.00	0.30	5.15
SKY	122,900	2,904,230	23.63	23.40	0.99	5.08
MBK-R	26,700	435,340	16.30	16.20	0.65	5.06
AH	57,200	1,101,220	19.25	19.10	0.80	4.84
CK	226,600	4,345,800	19.18	19.20	(0.11)	4.82
KCE-R	334,000	13,869,150	41.52	41.25	0.67	4.81
ADVANC	181,500	38,276,300	210.89	210.00	0.42	4.76
UNIQ	2,400	6,624	2.76	2.76	(0.00)	4.62
CRC-R	319,100	9,416,925	29.51	29.75	(0.80)	4.59
ASK	24,200	326,700	13.50	13.30	1.50	4.58
PLANB-R	1,499,900	10,499,100	7.00	7.05	(0.71)	4.55
CKP-R	128,000	500,902	3.91	3.88	0.86	4.49
AEONTS-R	9,300	1,157,450	124.46	125.00	(0.43)	4.43
IVL-R	1,012,500	19,234,850	19.00	18.90	0.52	4.39
GLOBAL-R	376,900	5,504,820	14.61	14.60	0.04	4.38
PTT	2,060,800	66,757,550	32.39	32.50	(0.33)	4.36
ICHI	172,600	2,916,750	16.90	16.90	(0.01)	4.35

	Volume (Shares)	Turnover (Bt)	Average price (Bt)	Last price 2-July -24	Gap between last close and short	Short sale volume comparing with main board
ERW-R	321,600	1,427,054	4.44	4.40	0.85	4.32
AWC-R	1,704,300	5,999,402	3.52	3.52	0.00	4.32
HUMAN	27,100	293,060	10.81	10.90	(0.79)	4.27
PTTGC	330,800	10,086,025	30.49	30.50	(0.03)	4.20
AOT	1,484,500	83,571,075	56.30	55.75	0.98	4.20
GREEN	124,800	142,522	1.14	1.10	3.82	4.17
M-R	47,100	1,399,575	29.71	29.50	0.73	4.12
TOA-R	35,400	704,460	19.90	19.70	1.02	4.09
SCB	156,200	16,088,600	103.00	103.50	(0.48)	4.06
KAMART	78,700	1,040,530	13.22	13.20	0.16	4.04
KTC	323,300	13,117,325	40.57	40.25	0.80	4.03
ACC	60,100	29,449	0.49	0.50	(2.00)	3.98
AWC	1,544,800	5,432,146	3.52	3.52	(0.10)	3.91
SIRI	3,138,300	5,274,794	1.68	1.67	0.65	3.87
TVO	12,200	254,000	20.82	20.60	1.07	3.82
TIDLOR	130,500	2,388,980	18.31	18.10	1.14	3.81
SAT	28,000	351,850	12.57	12.40	1.34	3.78
RPC	11,700	7,605	0.65	0.66	(1.52)	3.78
THANI-R	220,900	495,812	2.24	2.24	0.20	3.76
BTS	2,868,700	12,500,504	4.36	4.28	1.81	3.73
IRPC	593,200	975,987	1.65	1.62	1.56	3.67
SUSCO	167,600	590,242	3.52	3.48	1.20	3.65
DCC	188,900	369,923	1.96	1.93	1.47	3.63
PSL	1,012,100	9,942,755	9.82	9.75	0.76	3.61
SC	164,300	461,544	2.81	2.78	1.05	3.54
GULF-R	279,800	11,133,025	39.79	39.75	0.10	3.49
TOP-R	246,800	13,401,800	54.30	54.50	(0.36)	3.41
BCPG-R	49,100	304,420	6.20	6.10	1.64	3.40
SAWAD-R	242,600	8,180,350	33.72	33.00	2.18	3.40
SJWD	59,200	732,450	12.37	12.40	(0.22)	3.39
HMPRO	928,500	8,312,220	8.95	8.95	0.03	3.35
AAV	405,000	828,518	2.05	1.98	3.32	3.30
PTTEP	173,300	26,554,100	153.23	153.00	0.15	3.25
THG	6,500	195,000	30.00	29.75	0.84	3.24
TRUE	4,628,800	40,883,835	8.83	8.85	(0.20)	3.20
BTS-R	2,418,600	10,492,450	4.34	4.28	1.36	3.14
PTT-R	1,471,400	47,783,925	32.48	32.50	(0.08)	3.11
CK-R	146,400	2,811,570	19.20	19.20	0.02	3.11
RS	50,000	610,000	12.20	12.20	(0.00)	3.11
VGI-R	2,775,900	4,278,390	1.54	1.54	0.08	3.10
SAMART	23,600	141,220	5.98	5.95	0.57	3.09
KGI	11,900	51,408	4.32	4.30	0.47	3.06
SCCC	1,400	182,700	130.50	130.00	0.38	3.05
BPP-R	8,000	97,600	12.20	12.10	0.83	3.01
SCC-R	31,900	7,187,200	225.30	226.00	(0.31)	3.01
KKP	39,800	1,840,750	46.25	45.75	1.09	2.99
BEM	627,400	4,777,610	7.61	7.70	(1.10)	2.97
BA	107,000	2,222,230	20.77	20.60	0.82	2.96
KBANK	228,200	28,369,750	124.32	124.50	(0.14)	2.88
CPALL	433,000	24,031,475	55.50	55.00	0.91	2.82
OSP	500,200	11,686,510	23.36	23.30	0.27	2.82
BCPG	40,400	250,480	6.20	6.10	1.64	2.80
SCGP	139,600	4,669,475	33.45	33.25	0.60	2.77
RATCH-R	50,400	1,349,900	26.78	26.75	0.13	2.76
CBG	140,700	9,595,800	68.20	68.25	(0.07)	2.72
GPSC	210,000	8,281,175	39.43	38.50	2.43	2.71
BCP	363,900	13,811,875	37.96	38.00	(0.12)	2.71
ITC	222,100	5,162,880	23.25	23.20	0.20	2.68
GULF	209,800	8,370,575	39.90	39.75	0.37	2.61
BSRC	40,100	369,930	9.23	9.15	0.82	2.61
TKN-R	108,400	1,024,905	9.45	9.50	(0.48)	2.59
AAV-R	317,000	650,700	2.05	1.98	3.67	2.58
BANPU	1,331,100	6,532,622	4.91	4.84	1.40	2.53
OR	292,100	4,624,400	15.83	15.80	0.20	2.50
BLA-R	39,700	735,820	18.53	18.30	1.28	2.49
SAPPE-R	13,500	1,368,250	101.35	101.00	0.35	2.49
STA	373,400	7,852,020	21.03	21.00	0.14	2.49
STGT	134,100	1,349,950	10.07	9.95	1.17	2.49
MTC-R	218,600	9,436,075	43.17	43.00	0.39	2.47
CPF-R	1,083,500	25,311,010	23.36	23.60	(1.02)	2.40
STEC	66,400	612,850	9.23	9.05	1.99	2.37
SAWAD	164,800	5,571,700	33.81	33.00	2.45	2.31

Source: SET, InnovestX Research

## Director trade

### 1. Director trade as reported on July 2, 2024

Company	Name of Director	Product	Transaction date	Amount (Shares)	Average Price (Bt)	Amount (Bt)	Buy/Sell	
APO	Miss PITCHAYAMON SEDTHAPHIRIYAKUL	Common Share	28-06-24	65,000	1.47	95,550	Sale	
AS	Mr. PRAMOTH SUDJITPORN	Common Share	26-06-24	25,000,000	3.68	92,000,000	Purchase	
AS	Mr. PRAMOTH SUDJITPORN	Common Share	28-06-24	11,776,685	4.00	47,106,740	Purchase	
BOFFICE	นางสาว สโรชา มีสุข	Units	01-07-24	184,600	4.39	810,394	Purchase	
CCET	Mr. KHONGSIT CHOUKITCHAROEN	Common Share	01-07-24	100,000	3.91	391,000	Purchase	
CMAN	Mr. PREE SUVIMOLTHIRABUTR	Common Share	28-06-24	13,000	2.34	30,420	Purchase	
DEXON	Mr. Martin Stuvik	NVDR : underlying securities ordinary SHARE	01-07-24	96,100	1.82	174,902	Purchase	
EA	Mr. AMORN SAPTHAWEEKUL	Common Share	27-06-24	5,000,000	15.30	76,500,000	Sale	
EA	Mr. AMORN SAPTHAWEEKUL	Common Share	27-06-24	2,500,000	15.30	38,250,000	Sale	
EA	Mr. AMORN SAPTHAWEEKUL	Common Share	27-06-24	1,000,000	15.42	15,420,000	Sale	
EA	Mr. AMORN SAPTHAWEEKUL	Common Share	27-06-24	2,500,000	15.69	39,225,000	Sale	
EA	Mr. SOMPHOTE AHUNAI	Common Share	26-06-24	4,200,000	17.32	72,744,000	Sale	
EKH	Mr. SUTHIPONG TANGSAJAJAPOJ	Common Share	28-06-24	20,000	6.88	137,600	Purchase	
EP	Mr. YUTH CHINSUPAKUL	Common Share	01-07-24	36,000	2.70	97,200	Purchase	
GUNKUL	Mr. GUNKUL DHUMRONGPIYAWUT	Common Share	01-07-24	500,000	2.52	1,260,000	Purchase	
HPT	Mrs. WANNEE CHOURKITTISOPON	Common Share	01-07-24	1,500,000	0.57	855,000	Sale	
ILM	Mr. KWANCHAI KITKONGKAJORNCHAI	Common Share	01-07-24	12,000	18.00	216,000	Purchase	
IP	Mr. TRINNAWAT THANITNITHIPHAN	Common Share	01-07-24	125,000	4.81	601,250	Purchase	
JR	Mr. TEERANONT WIWATJESADAWUT	Common Share	01-07-24	2,300	4.26	9,798	Purchase	
JR	Mr. TEERANONT WIWATJESADAWUT	Common Share	01-07-24	1,400	4.26	5,964	Purchase	
JUBILE	Mr. VIROJ PHONPRAKIT	Common Share	28-06-24	1,800	13.50	24,300	Purchase	
LEO	Mr. KETTIVIT SITTISOONTORNWONG	Common Share	28-06-24	30,000	4.25	127,500	Purchase	
LEO	Mr. KETTIVIT SITTISOONTORNWONG	Warrant	28-06-24	10,000	0.02	200	Sale	
LEO	Mr. KETTIVIT SITTISOONTORNWONG	Warrant	01-07-24	40,000	0.01	400	Sale	
MENA	Mrs. SUWANNA KAJONWUTTIDET	Common Share	01-07-24	32,000	1.08	34,560	Purchase	
MICRO	Mr. PREEDA IRAMANEERAT	Common Share	01-07-24	80,000	1.75	140,000	Purchase	
NOBLE	Mr. THEERAPHON VORANITHIPHONG	Common Share	28-06-24	100,000	3.20	320,000	Purchase	
NOVA	Miss PORNPASSORN CHAIPINYO	Common Share	28-06-24	100	12.80	1,280	Sale	
PCC	Mr. KITTI SUMRIT	Common Share	01-07-24	14,000	2.89	40,460	Purchase	
PG	Mrs. KITYAPORN CHAITHAVORNSATHIEN	Common Share	01-07-24	5,000	9.04	45,200	Purchase	
PLT	Mr. VARAWIT CHIMTAWAN	Common Share	01-07-24	51,500	0.78	40,170	Purchase	
SEAOIL	Mr. KOSIT FUANGSWASDI	Common Share	01-07-24	60,000	2.60	156,000	Purchase	
SPREME	Miss NONGRAK MUKDAR	Common Share	27-06-24	2,000	1.72	3,440	Purchase	
SPREME	Miss NONGRAK MUKDAR	Common Share	28-06-24	3,000	1.67	5,010	Purchase	
STA	Mr. VITCHAPHOL SINCHAROENKUL	Common Share	27-06-24	10,000	21.40	214,000	Purchase	
SUPER	Mr. JORMSUP LOCHAYA	Common Share	28-06-24	1,500,000	0.29	435,000	Purchase	
TACC	Mr. KITTI SIRIPULLOP	Common Share	17-06-24	50,000	4.64	232,000	Purchase	
TAKUNI	Mr. SOMYOS TIRANAWATANANUN	Common Share	28-06-24	20,000	0.98	19,600	Purchase	
TKC	Mr. SAYAM TIEWTRANON	Common Share	01-07-24	10,000	11.90	119,000	Purchase	
TNL	Mr. YOTSAKORN SRISUKSAWADI	Common Share	02-07-24	5,900	30.00	177,000	Purchase	
TRT	Mr CHONG YIH TAI	Common Share	28-06-24	50,700	4.56	231,192	Purchase	
						Total	Purchase	145,205,700
							Sale	243,091,430
							Net	<u>(97,885,730)</u>

## Corporate calendar

Mon	Tue	July Wed	Thu	Fri
<b>1</b> <b>XE</b> PPM-W2 1:1@Bt6 <b>Last trading day</b> PACE <b>Share listing</b> AS 74 Shares CV 17,921,146 Shares SENX 75,145 Shares SPI 42,400 Shares	<b>2</b> <b>Last trading day</b> LEO-W1 <b>Delisted</b> PACE	<b>3</b> <b>XE</b> LEO-W1 1:1@Bt22 <b>Decreased capital</b> CPTGF KCC <b>New warrant</b> WAVE-W4 K-W3 <b>Share listing</b> FSX 238,937,316 Shares	<b>4</b> <b>Decreased capital</b> CTARAF	<b>5</b>
<b>8</b> <b>XD</b> LHSC Bt0.18 QHPF Bt0.11 <b>XE</b> PPPM-W4 1:0.25@Bt3.98	<b>9</b>	<b>10</b> <b>PD</b> MSFTBOX Bt0.01016 NETEASE80 Bt0.03315	<b>11</b> <b>XD</b> STANLY Bt20	<b>12</b> <b>PD</b> GOOG80X Bt0.00246 NDR Bt0.05
<b>15</b>	<b>16</b>	<b>17</b> <b>PD</b> AEONTS Bt2.95	<b>18</b> <b>XW</b> ECF 2:1	<b>19</b>
<b>22</b>	<b>23</b>	<b>24</b> <b>PD</b> METABOX Bt0.0014	<b>25</b> <b>XD</b> BLAND Bt0.01 <b>PD</b> LHSC Bt0.18 QHPF Bt0.11	<b>26</b> <b>PD</b> BKNG80X Bt0.00371 NVDABOX Bt- STANLY Bt20
<b>29</b> <b>Substitution for Asarnha Bucha Day</b> <b>(Saturday 20th July 2024)</b>	<b>30</b> <b>XD</b> TMW Bt4.15 <b>PD</b> BABA80 Bt-	<b>31</b>		
<b>Substitution for H.M. King Maha Vajiralongkorn Phra Vajirakiaochaoyuhua's Birthday (Sunday 28th July 2024)</b>				

XD - Cash Dividend  
 XD(ST) - Stock Dividend

PD - Payment Date  
 XR - Rights for Common

XW - Rights for Warrant  
 XT - Rights for Transferable Subscription Right  
 CW - Capital write-down

XE - Warrant Exercise

SP - Suspension

**Disclaimer**

The information in this report has been obtained from sources believed to be reliable. However, its accuracy or completeness is not guaranteed. Any opinions expressed herein reflect our judgment at this date and are subject to change without notice. This report is for information only. It is not to be construed as an offer, or solicitation of an offer to sell or buy any securities. We accept no liability for any loss arising from the use of this document. We or our associates may have an interest in the companies mentioned therein.

InnovestX Securities Company Limited (“INVX”) is wholly owned by SCB X Public Company Limited (“SCBX”) and The Siam Commercial Bank Public Company Limited (“SCB”) is majority-owned by SCBX. Any information related to SCB is for sector comparison purpose.

This document is prepared by InnovestX Securities Company Limited (“INVX”) which is wholly owned by SCB X Public Company Limited (“SCBX”). The Siam Commercial Bank Public Company Limited, which is majority-owned by SCBX, acts as financial advisor of the LH Hotel Leasehold Real Estate Investment Trust. Any opinions, news, research, analyses, prices, statements, forecasts, projections and/or other information contained in this document (the “Information”) is provided as general information purposes only and shall not be construed as individualized recommendation of an offer to buy or sell or the solicitation of an offer to buy or sell any securities. INVX and/or its directors, officers and employees shall not be liable for any direct, indirect, incidental, special or consequential loss or damage, resulting from the use of or reliance on the Information, including without limitation to, damages for loss of profits. The investors shall use the Information in association with other information and opinion, including their own judgment in making investment decision. The Information is obtained from sources believed to be reliable, and INVX cannot guarantee the accuracy, completeness and/or correctness of the Information.

INVX reserves the right to modify the Information from time to time without notice and in its sole discretion. This document is delivered to intended recipient(s) only and is not permitted to reproduce, retransmit, disseminate, sell, distribute, republish, circulate or commercially exploit the Information in any manner without the prior written consent of INVX.

Futures and Options trading carry a high level of risk with the potential for substantial losses, and are not suitable for all persons. Before deciding to trade Futures and Options, you should carefully consider your financial position, investment objectives, level of experience, and risk appetite if Futures and Options trading are appropriate. The possibility exists that you could sustain a loss of some or all of your initial investment. You should be aware of all the risks associated with Futures and Options trading, and you are advised to rely on your own judgment while making investment decision and/or should seek advice from professional investment advisor if you have any doubts.

This document is delivered to intended recipient(s) only and is not permitted to reproduce, retransmit, disseminate, sell, distribute, republish, circulate or commercially exploit the Information in any manner without the prior written consent of INVX.

© Copyright 2022 InnovestX Securities Co., Ltd. All right reserved.

**CG Rating 2023 Companies with CG Rating**

**Companies with Excellent CG Scoring**

7UP, AAV, ABM, ACE, ACG, ADB, ADD, ADVANC, AEONTS, AF, AGE, AH, AHC, AIRA, AIT, AJ, AKP, AKR, ALL, ALLA, ALT, AMA, AMARIN, AMATA, AMATAV, ANAN, AOT, AP, APCO, APCS, ARIP, ARROW, ASEFA, ASK, ASP, ASW, ATP30, AUCTION, AWC, AYUD, B, BA, BAFS, BAM, BANPU, BAY, BBGI, BBIK, BBL, BC, BCH, BCP, BCPG, BDMS, BEC, BEM, BEYOND, BGC, BGRIM, BH, BIZ, BJC, BJCHI, BKL, BLA, BOL, BPP, BRI, BROOK, BRR, BTS, BTW, BWG, BYD, CBG, CENTEL, CFRESH, CHASE, CHEWA, CHG, CHOW, CIMBT, CIVIL, CK, CKP, CM, CNT, COLOR, COM7, COTTO, CPALL, CPAXT, CPF, CPI, CPL, CPN, CPW, CRC, CRD, CSC, CSS, CV, DCC, DDD, DELTA, DEMCO, DMT, DOHOME, DRT, DUSIT, EA, EASTW, ECF, ECL, EE, EGCO, EPG, ERW, ETC, ETE, FE, FLOYD, FN, FPI, FPT, FSX, FVC, GBX, GC, GCAP, GENCO, GFPT, GGC, GLAND, GLOBAL, GPSC, GRAMMY, GULF, GUNKUL, HANA, HARN, HENG, HMPRO, HPT, HTC, ICC, ICHI, ICN, III, ILINK, ILM, IMH, IND, INET, INTUCH, IP, IRC, IRPC, ITC, ITTEL, IVL, JAS, JKS, KBANK, KCC, KCE, KEX, KKP, KSL, KTB, KTC, KTMS, KUMWEL, KUN, LALIN, LANNA, LH, LHFG, LIT, LOXLEY, LPN, LRH, LST, M, MAJOR, MALEE, MATCH, MBK, MC, M-CHAI, MCOT, MEGA, MFC, MFEC, MILL, MINT, MONO, MOONG, MSC, MST, MTC, MTI, NC, NCH, NCL, NDR, NER, NKI, NOBLE, NRF, NTV, NVD, NWR, NYT, OCC, OISHI<sup>1)</sup>, ONEE, OR, ORI, OSP, OTO, PAP, PATO, PB, PCSGH, PDG, PDJ, PG, PHOL, PIMO, PJW, PLANB, PLAT, PLUS, PM, POLY, PORT, PPP, PPS, PR9, PRG, PRINC, PRM, PRTR, PSH, PSL, PT, PTC, PTT, PTTEP, PTTGC, Q-CON, QH, QTC, RATCH, RBF, RPH, RS, RT, S, S&J, SA, SABINA, SAK, SAMART, SAMTEL, SAPPE, SAT, SBNEXT, SC, SCB, SCC, SCCC, SCG, SCGP, SCM, SDC, SEAFCO, SEAOL, SECURE, SELIC, SENA, SENX, SFP<sup>2)</sup>, SFT, SGC, SGF, SGP, SHR, SICT, SIRI, SIS, SITHAI, SJWD, SKR, SM, SMP, SMT, SNC, SNNP, SNP, SO, SPALI, SPC, SPCG, SPI, SPRC, SR, SSC, SSF, SSSC, STA, STC, STEC, STGT, STI, SUC, SUN, SUSCO, SUTHA, SVI, SVT, SYMC, SYNEX, SYNTEC, TACC, TAE, TCAP, TCMC, TEAMG, TEGH, TFG, TFMAMA, TGE, TGH, THANA, THANI, THCOM, THIP, THRE, THREL, TIDLOR, TIPH, TISCO, TK, TKN, TKS, TKT, TLI, TM, TMC, TMD, TMT, TNDT, TNITY, TNL, TNR, TOA, TOG, TOP, TPBI, TPCS, TPIPL, TPIPP, TPS, TQM, TQR, TRT, TRUE, TRV, TSC, TSTE, TSTH, TTA, TTB, TTCL, TTW, TURTLE, TVDH, TVH, TVO, TVT, TWPC, UAC, UBE, UBIS, UKEM, UP, UPF, UPOIC, UV, VCOM, VGI, VIBHA, VIH, VL, WACOAL, WGE, WHA, WHAUP, WICE, WINMED, WINNER, XPG, YUASA, ZEN

**Companies with Very Good CG Scoring**

2S, A5, AA, AIE, ALUCON, AMR, APURE, ARIN, AS, ASIA, ASIAN, ASIMAR, ASN, AURA, BR, BSBM, BTG, CEN, CGH, CH, CHIC, CI, CIG, CMC, COMAN, CSP, DOD, DPAINT, DV8, EFORL, EKH, ESSO, ESTAR, EVER, FORTH, FSMART, FTI, GEL, GPI, HEALTH, HUMAN, IFS, INSET, IT, J, JCKH, JDF, JKN, JMART, JUBILE, K, KCAR, KGI, KIAT, KISS, KK, KTIS, KWC, KWM, LDC, LEO, LHK, MACO, METCO, MICRO, MK, MVP, NCAP, NOVA, NTSC, PACO, PIN, PQS, PREB, PRI, PRIME, PROEN, PROS, PROUD, PSTC, PTECH, PYLON, RCL, SALEE, SANKO, SCI, SCN, SE, SE-ED, SFLEX, SINGER, SKN, SONIC, SORKON, SPVI, SSP, SST, STANLY, STP, SUPER, SVOA, SWC, TCC, TEKA, TFM, TMILL, TNP, TPLAS, TPOLY, TRC, TRU, TRUBB, TSE, VRANDA, WAVE, WFX, WIJK, WIN, WP, XO

**Companies with Good CG Scoring**

24CS, AMANAH, AMARC, AMC, APP, ASAP, BCT, BE8, BIG, BIOTEC, BLESS, BSM, BVG, CAZ, CCET, CHARAN, CHAYO, CHOTI, CITY, CMAN, CMR, CRANE, CWT, DHOUSE, DTCENT, EASON, FNS, FTE, GIFT, GJS, GTB, GTV, GYT, HL, HTECH, HYDRO, IIG, INGRS, INSURE, IRCP, ITD, ITNS, JCK, JMT, JR, JSP, KBS, KGEN, KJL, L&E, LEE, MASTER, MBAX, MEB, MENA, META, MGT, MITSIB, MJD, MOSHI, MUD, NATION, NNCL, NPK, NSL, NV, OGC, PAF, PCC, PEACE, PICO, PK, PL, PLANET, PLE, PMTA, PPM, PRAKIT, PRAPAT, PRECHA, PRIN, PSG, RABBIT, READY, RJH, RSP, RWI, S11, SAAM, SAF, SAMCO, SAWAD, SCAP, SCP, SIAM, SKE, SKY, SMART, SMD, SMIT, SOLAR, SPA, STECH, STPI, SVR, TC, TCCC<sup>3)</sup>, TEAM, TFI, TIGER, TITLE, TKC, TMI, TNH, TPA, TPAC, TRITN, UBA, UMI, UMS, UTP, VARO, VPO, W, WARRIX, WORK, WPH, YONG, ZIGA

**Corporate Governance Report**

The material contained in this publication is for general information only and is not intended as advice on any of the matters discussed herein. Readers and others should perform their own independent analysis as to the accuracy or completeness or legality of such information. The Thai Institute of Directors, its officers, the authors and editor make no representation or warranty as to the accuracy, completeness or legality of any of the information contained herein. By accepting this document, each recipient agrees that the Thai Institute of Directors Association, its officers, the authors and editor shall not have any liability for any information contained in, or for any omission from, this publication.

The survey result is as of the date appearing in the Corporate Governance Report of Thai Listed Companies. As a result, the survey result may be changed after that date. InnovestX Securities Company Limited does not conform nor certify the accuracy of such survey result.

To recognize well performers, the list of companies attaining "Good", "Very Good" and "Excellent" levels of recognition (Not including listed companies qualified in the "no announcement of the results" clause from 1 January 2022 to 31 October 2023) is publicized.

<sup>1)</sup>OISHI was voluntarily delisted from the Stock Exchange of Thailand, effectively on September 6, 2023

<sup>2)</sup>SFP was voluntarily delisted from the Stock Exchange of Thailand, effectively on July 19, 2023

<sup>3)</sup>TCCC was voluntarily delisted from the Stock Exchange of Thailand effectively on August 25, 2023

**Anti-corruption Progress Indicator**

**Certified (ได้คุ้มครอง)**

2S, AAI, ADVANC, AE, AF, AH, AI, AIE, AIRA, AJ, AKP, AMA, AMANAH, AMATA, AMATAV, AP, APCS, AS, ASIAN, ASK, ASP, AWC, AYUD, B, BAFS, BAM, BANPU, BAY, BBGI, BBL, BCH, BCP, BCPG, BE8, BEC, BEYOND, BGC, BGRIM, BLA, BPP, BRR, BSBM, BTC, BTS, BWG, CEN, CENTEL, CFRESH, CGH, CHEWA, CHOTI, CHOW, CIG, CIMBT, CM, CMC, COM7, CPALL, CPAXT, CPF, CPI, CPL, CPN, CPW, CRC, CSC, DCC, DELTA, DEMCO, DIMET, DOHOME, DRT, DUSIT, EA, EASTW, ECF, EGCO, EP, EPG, ERW, ESTAR, ETC, ETE, FNS, FPI, FPT, FSMART, FTE, GBX, GC, GCAP, GEL, GFPT, GGC, GJS, GPI, GPSC, GSTEEL, GULF, GUNKUL, HANA, HARN, HENG, HMPRO, HTC, ICC, ICHI, IFS, III, ILINK, ILM, INET, INOX, INSURE, INTUCH, IRPC, ITTEL, IVL, JAS, JKN, JR, JTS, KASET, KBANK, KBS, KCAR, KCCAMC, KCE, KGEN, KGI, KKP, KSL, KTB, KTC, L&E, LANNA, LHFG, LHK, LPN, LRH, M, MAJOR, MALEE, MATCH, MBAX, MBK, MC, MCOT, META, MFC, MFEC, MILL, MINT, MONO, MOONG, MSC, MST, MTC, MTI, NATION, NCAP, NEP, NKI, NOBLE, NRF, NWR, OCC, OGC, OR, ORI, PAP, PATO, PB, PCSGH, PDG, PJW, PG, PHOL, PIMO, PK, PL, PLANB, PLANET, PLAT, PM, PPP, PPM, PRG, PRINC, PRM, PROS, PSH, PSL, PSTC, PT, PTECH, PTG, PTT, PTTEP, PTTGC, PYLON, Q-CON, QH, QLT, QTC, RABBIT, RATCH, RML, RS, RWI, S&J, SAAM, SABINA, SAK, SAPPE, SAT, SC, SCC, SCCC, SCG, SCGP, SCM, SCN, SEAOL, SE-ED, SELIC, SENA, SGC, SGP, SIRI, SITHAI, SKR, SMIT, SMK, SMP, SNC, SNP, SORKON, SPACK, SPALI, SPC, SPI, SPRC, SRICHA, SSF, SSP, SSSC, SST, STA, STGT, STOWER, SUSCO, SVI, SYMC, SYNTEC, TAE, TAKUNI, TASCOC, TCAP, TCMC, TFG, TFI, TFMAMA, TGE, TGH, THANI, THCOM, THIP, THRE, THREL, TIDLOR, TIPC, TISCO, TKS, TKT, TMD, TMILL, TMT, MCA, M-CHAI, MCS, MDX, MEB, MEGA, METCO, TPCS, TRT, TRU, TSC, TSI, TSTE, TSTH, TTA, TTB, TTCL, TU, TVDH, TVO, TWPC, UBE, UBIS, UEC, UKEM, UOBKH, UV, VCOM, VGI, VIH, WACOAL, WHA, WHAUP, WICE, WIJK, XO, YUASA, ZEN, ZIGA

**Declared (ประกาศเจตนา)**

ACE, ADB, ALT, AMC, ASW, BLAND, BTG, BYD, CAZ, CBG, CV, DEXON, DMT, EKH, FSX, GLOBAL, GREEN, ICN, IHL, ITC, J, JMART, JMT, LEO, LH, MENA, MITSIB, MODERN, NER, NEX, OSP, PEER, PLUS, POLY, PQS, PRIME, PROEN, PRTR, RBF, RT, SA, SANKO, SCB, SENX, SFLEX, SIS, SKE, SM, SVOA, TBN, TEGH, TIPH, TKN, TPAC, TPLAS, TQM, TRUE, W, WPH, XPG

**N/A**

24CS, 3K-BAT, A, A5, AAV, ABM, ACAP, ACC, ACG, ADD, ADVICE, AEONTS, AFC, AGE, AHC, AIT, AJA, AKR, AKS, ALL, ALLA, ALPHAX, ALUCON, AMARC, AMARIN, AMR, ANAN, ANI, AOT, APCO, APEX, APO, APP, APURE, AQUA, ARIN, ARIP, ARROW, ASAP, ASEFA, ASIA, ASIMAR, ASN, ATP30, AU, AUCTION, AURA, B52, BA, BBIK, BC, BCT, BDMS, BEAUTY, BEM, BGT, BH, BIG, BIOTEC, BIS, BIZ, BJC, BJCHI, BKD, BKGI, BKIH, BLC, BLESS, BLISS, BM, BOL, BPS, BR, BRI, BROCK, BSM, BSRC, BTNC, BTW, BUI, BVG, CCET, CCP, CEYE, CFARM, CGD, CH, CHARAN, CHASE, CHAYO, CHG, CHOU, CHOI, CI, CITY, CIVIL, CK, CKP, CMAN, CMO, CMR, CNT, COCOCO, COLOR, COMAN, CPANEL, CPH, CPR, CPT, CRANE, CRD, CREDIT, CSP, CSR, CSS, CTW, CWT, D, DCON, DDD, DHOUSE, DITTO, DOD, DPAINT, DTCENT, DTCL, DV8, EASON, ECL, EE, EFORL, EMC, ETL, EURO, EVER, F&D, FANCY, FE, FLOYD, FMT, FN, FORTH, FTI, FVC, GABLE, GENCO, GFC, GIFT, GL, GLAND, GLOCON, GLORY, GRAMMY, GRAND, GSC, GTB, GTV, GYT, HEALTH, HFT, HL, HPT, HTECH, HUMAN, HYDRO, I2, IFEC, IIG, IMH, IND, INGRS, INSET, IP, IRC, IRCP, IT, ITD, ITNS, ITTHI, JAK, JCK, JCKH, JCT, JDF, JPK, JSP, JUBILE, K, KAMART, KC, KCC, KCG, KCM, KDH, KEX, KIAT, KISS, KJL, KK, KKC, KLINIQ, KOOL, KTIS, KTMS, KUMWEL, KUN, KWC, KWI, KWM, KYE, LALIN, LDC, LEE, LIT, LOXLEY, LPH, LST, LTS, MAGURO, MANRIN, MASTER, MATI, MCA, M-CHAI, MCS, MDX, MEB, MEGA, METCO, MGC, MGI, MGT, MICRO, MIDA, MJD, MK, ML, MORE, MOSHI, MTW, MUD, MVP, NAM, NAT, NC, NCH, NCL, NDR, NEO, NETBAY, NEW, NEWS, NFC, NL, NNCL, NOK, NOVA, NPK, NSL, NTSC, NTV, NUSA, NV, NVD, NYT, OHTL, ONEE, ORN, PACO, PAF, PANEL, PCC, PEACE, PERM, PF, PHG, PICO, PIN, PJW, PLE, PLT, PMTA, POLAR, PORT, POST, PPM, PRAKIT, PRAPAT, PRECHA, PRI, PRIN, PRO, PROUD, PSG, PSP, PTL, QTCG, RAM, RCL, READY, RICHY, RJH, ROCK, ROCTEC, ROH, ROJNA, RP, RPC, RPH, RSP, S, S11, SABUY, SAF, SAFARI, SAFE, SALEE, SAM, SAMART, SAMCO, SAMTEL, SAUCE, SAV, SAWAD, SAWANG, SBNEXT, SCAP, SCGD, SCI, SCL, SCP, SDC, SE, SEAFCO, SECURE, SFT, SGF, SHANG, SHR, SIAM, SICT, SIMAT, SINGER, SINO, SISB, SJWD, SK, SKN, SKY, SLM, SLP, SMART, SMD, SMT, SNNP, SO, SOLAR, SONIC, SPA, SPCG, SPG, SPREME, SPVI, SQ, SR, SRS, SSC, STANLY, STARK, STC, STEC, STECH, STHAI, STI, STP, STPI, STX, SUC, SUN, SUPER, SUTHA, SVR, SVT, SWC, SYNEX, TACC, TAN, TAPAC, TC, TCC, TCJ, TCOAT, TEAM, TEAMG, TEKA, TERA, TFM, TGPRO, TH, THAI, THANA, THE, THG, THMUI, TIGER, TITLE, TK, TKC, TLI, TM, TMC, TMI, TMW, TNDT, TNH, TPCO, TOA, TPBI, TPCH, TPIPL, TPIPP, TPL, TPOLY, TPP, TPS, TQR, TR, TRC, TRITN, TRP, TRUBB, TRV, TSE, TTI, TTT, TTW, TURTLE, TVH, TVT, TWP, TWZ, TYCN, UAC, UBA, UMI, UMS, UNIQ, UP, UPF, UPOIC, UREKA, UTP, UVAN, VARO, VIBHA, VL, VNG, VPO, VRANDA, WARRIX, WAVE, WELL, WFX, WGE, WIN, WINDOW, WINMED, WINNER, WORK, WORLD, WP, YGG, YONG, ZAA

**Explanations**

Companies participating in Thailand's Private Sector Collective Action Coalition Against Corruption programme (Thai CAC) under Thai Institute of Directors (as of November 1, 2023) are categorised into: companies that have declared their intention to join CAC, and companies certified by CAC.