

# สวัสดี ตอนเช้า

## Market today

### Resting, overall still good

The SET is expected to rest to reduce heat, while foreign buys are expected to slow down due to the strengthening of the US dollar that will slow the appreciation of the baht. Overall, signs are still good, with signals the Fed will cut interest rate. We assign supports at 1350 and 1345, with resistances at 1366 and 1372.

## Today's highlights

- The new government is expected to announce its policies in the 2nd or 3rd week of Sep, including details about the digital wallet. The 13-14mn vulnerable people who have state welfare cards are likely to receive cash before the end of FY2024 on Sep 30.
- The BoT is in the process of amending regulations to allow those taking out car loans to apply jointly with family members or relatives. It expects this to be implemented this year. The aim is to increase loan approvals for borrowers and positively impact both the car leasing business and the automotive industry.
- The Minister of Transport says it will push forward the Land Bridge project, making it a reality, to maximize benefits for citizens and the nation, as well as to drive sustainable growth in the economy.
- The TAT says foreign tourist arrivals in the last four months of the year (Sep-Dec) will beat last year. It predicts 12.22mn visitors, a 20% increase, generating revenue of Bt653bn, up 29%YoY. This represents 97% of the full-year revenue target of Bt674bn.
- Reuters reports the 8 OPEC+ member countries will proceed with plans to increase oil production by 180,000 bpd in Oct following Libya's production cut; the possible cut in interest rates in Sep may boost oil demand.
- US personal consumer spending in July increased 0.5%, as expected, indicating the economy remains strong. PCE index rose 2.5%YoY, while core PCE increased 2.6%YoY, lower than expected.
- The US has announced a postponement of the final decision on increasing tariffs on Chinese electric vehicles (EVs) after Jake Sullivan returned from negotiations with China. The decision was originally expected to be announced this week.

## Strategy today

In the short term, the SET is expected to move sideways up, driven by recovering consumer confidence as politics becomes clear and on hopes of more rapid economic stimulus in 3Q-4Q24. Also, the BoT seems more open to an interest rate cut and fund flow direction is continuing into EMs, resulting in appreciation of the baht and other Asian currencies. Funds are expected to move out of Energy, Petrochemical and ICT and flow into Bank, Commerce, Construction Services and Healthcare, which will reduce the impact from external factors, i.e. slowing US and China manufacturing and services PMIs. Our strategy is "selective buy".

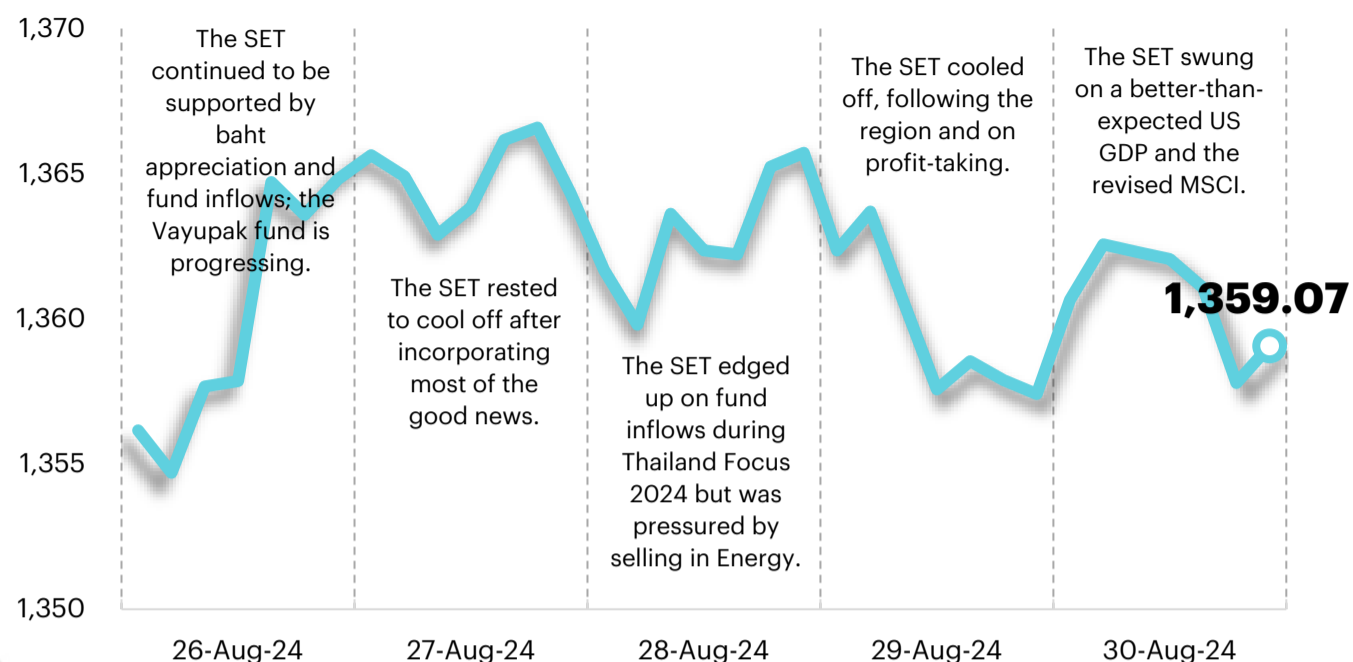
InnovestX Research

## Daily report

Monday, September 2, 2024

### Support - Resistances

1350/1345 – 1366/1372



## Trading today

In the short term the SET is expected to move sideways up driven by clearer politics and acceleration of economic stimulus in 3Q-4Q24. We recommend "Selective Buy" with four main themes:

- 1) Stocks expected to benefit from more rapid short-term stimulus by the new government in September that will benefit consumer staples players – CPALL, CPAXT, TNP and CBG.
- 2) For investors who want to generate short-term cash, we recommend high quality dividend stocks that are paying a 1H24 interim dividend with yield of more than 1.5% - HTC, BCP and BBL.
- 3) Investors who want to speculate in stocks that benefit from a downward interest rate cycle – leasing (MTC), property development (AP), commerce (CPALL and CPAXT), and utilities (GULF).
- 4) Earnings plays on stocks with strong profit momentum, with 3Q24 profit expected to grow YoY and QoQ, with 2H24 expected to grow HoH and YoY and inexpensive valuations – DELTA, GULF, BDMS and BEM.

## Daily top picks

**BBL:** This is a top pick in the banking sector with stock price catalysts: 1) lower provisions (credit cost) for the rest of this year, 2) outstanding loan growth, 3) strong NIM and 4) lower cost to income ratio, while valuation is attractive, trading at 2024F PER of 6x (-2SD); it also has low asset quality risk.

**DELTA:** 2H24 profit is expected to continue to increase on growing sales of AI-related products and upside from development and sale of power supply related to AI developed by DELTA Thailand, avoiding the technical fees paid to DELTA Taiwan.



InnovestX



@Innovestx



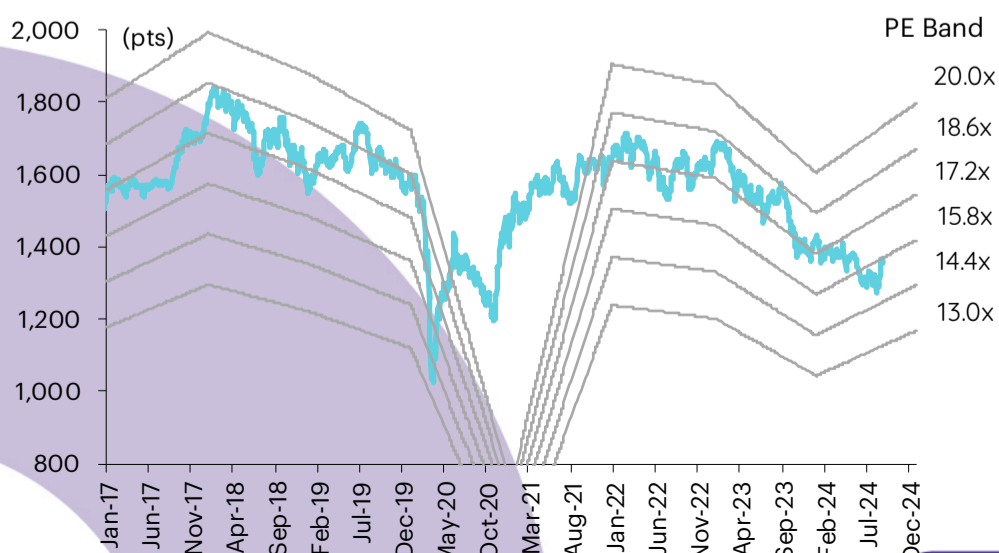
Today's reports

**Consumer finance** – Presentation  
**DIF (High conviction)** – A moment of opportunity

What to watch

Date	Event
2 Sep	<b>Economic release:</b> JP/EU – Final manufacturing PMI for Aug <b>Event:</b> Effective date of August 2024 quarterly MSCI index review
3 Sep	<b>Economic release:</b> US – ISM manufacturing PMI for Aug
4 Sep	<b>Economic release:</b> JP/EU – Final services PMI for Aug US – Trade balance for Jul, JOLTS job openings for Jul EU – PPI for Jul
5 Sep	<b>Economic release:</b> EU – Retail sales for Jul US – ISM services PMI for Aug, unemployment claims, crude oil inventories, ADP non-farm employment change for Aug TH – CPI for Aug
6 Sep	<b>Economic release:</b> JP – Household spending for Jul EU - Revised GDP for 2Q24 US – Average hourly earnings, non-farm employment change and unemployment rate for Aug

SET Index movement



Daily report Monday, September 2, 2024

SET Index series

Index	30 Aug (pts)	Chg (pts)	Chg (%)	Value (Btmn)
SET	1,359.07	1.66	0.12	60,052.99
SET50	857.38	(0.02)	(0.00)	46,045.86
SET100	1,867.90	1.66	0.09	52,825.48
sSET	798.75	2.73	0.34	2,858.39
SETCLMV	764.49	0.36	0.05	31,796.75
SETHD	1,136.19	(2.27)	(0.20)	15,605.06
SETESG	859.91	(1.19)	(0.14)	44,514.39
SETWB	794.51	0.31	0.04	12,712.16
mai	327.47	3.70	1.14	1,184.88

Trading summary by investor type

(Btmn)	30 Aug	WTD	MTD	YTD
<b>Foreign</b>				
Net	(3,184)	1,179	(5,964)	(124,748)
Breakdown (%)	67.34	50.65	48.95	52.65
<b>Institution</b>				
Net	1,029	(2,117)	2,440	4,052
Breakdown (%)	6.40	9.15	9.93	9.38
<b>PropTrade</b>				
Net	119	660	(1,084)	(2,563)
Breakdown (%)	4.05	6.07	6.00	6.60
<b>Individual</b>				
Net	2,036	278	4,608	123,260
Breakdown (%)	22.21	34.13	35.12	31.37

S50 futures trading by foreign investors















(Contract)	30-Aug	WTD	MTD	YTD
Foreign	(6,854)	(1,062)	84,158	146,040
Institution	1,608	1,539	1,445	(16,385)
Customer	5,246	(477)	(85,603)	(129,655)

Bond trading by foreign investors

(Btmn)	30-Aug	WTD	MTD	YTD
Buy	3,810	32,973	151,806	640,437
Sell	6,990	32,787	124,620	631,419
Net	(3,181)	186	27,186	9,018

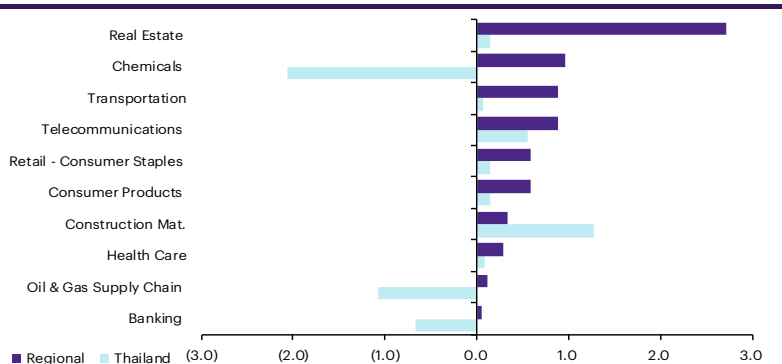
## Market update

### Global market movement

	30-Aug	Index	Chg (pts)	Performance (%)				PE (x)		EPS gth (%)		PBV (x)		ROE (%)	
				1D	WTD	MTD	YTD	24F	25F	24F	25F	24F	25F	24F	25F
S&P 500		5,648	56.44	1.0	0.2	2.3	18.4	23.2	20.4	9.8	14.1	4.7	4.3	18.3	19.5
Euro Stoxx 600		525	0.48	0.1	1.3	1.3	9.6	14.7	13.6	(4.6)	8.3	2.0	1.9	12.8	13.3
Japan		38,648	285.22	0.7	0.7	(1.2)	15.5	21.5	19.3	39.4	11.7	2.0	1.9	9.1	9.9
Hang Seng		17,989	202.75	1.1	2.1	3.7	5.5	8.6	8.2	7.2	5.9	1.0	0.9	10.8	10.7
MSCI Asia x J		705	4.05	0.6	0.3	1.8	9.8	13.7	11.9	28.1	15.5	1.7	1.5	11.7	12.4
Philippines		6,898	5.99	0.1	(0.9)	4.2	6.9	11.8	10.6	16.8	11.9	1.5	1.4	12.8	12.8
Indonesia		7,671	43.13	0.6	1.7	5.7	5.5	14.6	11.9	36.7	22.7	2.0	1.8	13.6	13.7
Malaysia		1,679	25.25	1.5	2.6	3.3	15.4	18.1	14.2	(16.2)	27.8	1.4	1.4	7.9	9.6
Thailand		1,359	1.66	0.1	0.3	2.9	(4.0)	15.1	13.4	12.1	12.8	1.3	1.3	8.8	9.5
<b>Asean 4 - simple avg.</b>				<b>0.6</b>	<b>0.9</b>	<b>4.0</b>	<b>6.0</b>	<b>14.9</b>	<b>12.5</b>	<b>12.3</b>	<b>18.8</b>	<b>1.6</b>	<b>1.5</b>	<b>10.8</b>	<b>11.4</b>
China		2,842	19.11	0.7	(0.4)	(3.3)	(4.5)	11.1	10.1	16.5	10.1	1.1	1.1	10.3	10.4
India		82,366	231.16	0.3	1.6	0.8	14.0	23.5	20.3	20.7	15.9	3.6	3.3	15.5	16.0
Singapore		3,443	38.46	1.1	1.6	(0.4)	6.3	11.0	10.6	6.1	3.1	1.2	1.2	10.6	10.8
Taiwan		22,268	66.24	0.3	0.5	0.3	24.2	18.4	16.1	42.0	14.5	2.7	2.5	14.6	15.9
Korea		2,674	12.03	0.5	(1.0)	(3.5)	0.7	10.2	8.1	71.9	26.6	1.0	0.9	9.5	11.0
<b>Others</b>				<b>0.6</b>	<b>0.5</b>	<b>(1.2)</b>	<b>8.1</b>	<b>14.9</b>	<b>13.0</b>	<b>31.4</b>	<b>14.0</b>	<b>1.9</b>	<b>1.8</b>	<b>12.1</b>	<b>12.8</b>

### Regional sector movement

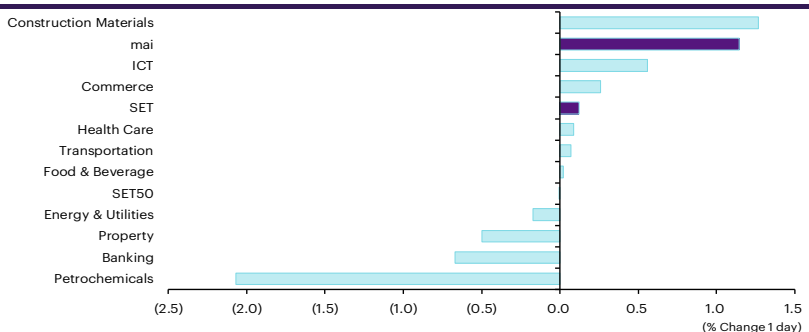
	Price performance (%) <sup>+</sup>			
	30-Aug	WoW	MoM	YTD
Banking	0.06	(0.63)	3.76	4.67
Chemicals	0.96	2.26	2.50	(5.08)
Construction Mat.	0.33	0.31	2.08	1.67
Consumer Products	0.58	1.72	2.31	(7.16)
Health Care	0.29	0.98	3.22	(4.85)
Oil & Gas Supply Chain	0.11	0.68	0.96	(1.90)
Real Estate	2.72	3.03	1.16	5.74
Retail - Consumer Staples	0.58	1.72	2.31	(7.16)
Telecommunications	0.89	2.34	7.24	(1.27)
Transportation	0.89	1.23	5.29	24.41



<sup>+</sup> Regional sector price performances (%) are based on US\$ and Thai sector price performances (%) are based on baht

### Thailand sector movement

	Price performance (%)			
	30-Aug	WoW	MTD	YTD
Banking	(0.67)	(0.64)	5.00	(2.32)
Commerce	0.26	0.05	1.53	(4.18)
Construction Materials	1.27	4.20	3.85	(18.84)
Energy & Utilities	(0.17)	(0.93)	3.10	(9.78)
Food & Beverage	0.02	0.92	(0.26)	(0.93)
Health Care	0.09	(0.01)	2.49	(4.32)
ICT	0.56	0.19	5.95	19.19
Petrochemicals	(2.07)	(4.17)	(8.28)	(31.87)
Property	(0.50)	0.84	1.33	(14.11)
Transportation	0.07	0.16	3.46	(2.98)
SET	0.12	0.31	2.89	(4.01)
SET50	(0.00)	0.37	3.06	(2.04)
MAI	1.14	(0.59)	(0.66)	(20.44)



### 10 Most active stocks by value

Stock	Price (Bt)	Value (Btmn)	Chg (%)
IVL	17.10	3,896.42	(5.00)
GPSC	40.25	3,496.19	-
AWC	3.32	3,352.98	(5.14)
DELTA	106.50	2,694.22	1.43
EA	6.60	2,259.54	(1.49)
PTT	33.50	2,138.58	-
BDM5	27.75	2,097.23	-
PTTEP	141.50	1,880.29	(0.35)
KBANK	143.00	1,899.16	(0.35)
CPALL	60.50	1,748.01	1.26

### Top 10 gainers

Stock	Price (Bt)	Value (Btmn)	Chg (%)
SDC	0.03	3.23	50.00
TKC	14.40	28.66	16.13
CPW	2.88	38.62	14.29
RICHY	0.52	0.62	13.04
RCL	23.50	612.41	12.98
GRAND	0.09	0.12	12.50
FORTH	11.60	30.62	10.48
KC	0.11	0.13	10.00
TRC	0.12	0.62	9.09
CPH	9.55	32.57	8.52

### Top 10 losers

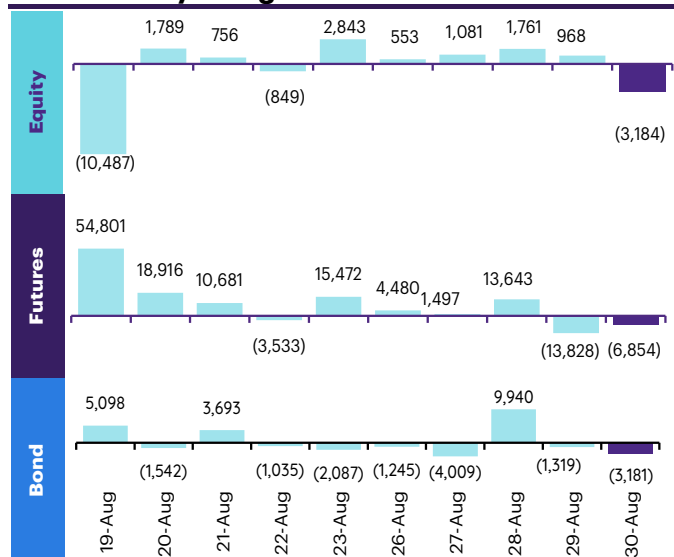
Stock	Price (Bt)	Value (Btmn)	Chg (%)
WORLD	0.03	0.16	(25.00)
NATION	0.03	0.05	(25.00)
DTCI	35.25	0.00	(15.57)
ACG	0.77	0.23	(11.49)
GEL	0.09	0.25	(10.00)
NWR	0.19	0.78	(9.52)
FN	1.08	4.65	(8.47)
MONO	1.67	62.69	(7.73)
SAM	0.13	0.23	(7.14)
EPG	3.94	97.93	(7.08)

## Fund flow monitor

### Regional foreign fund flows to equity

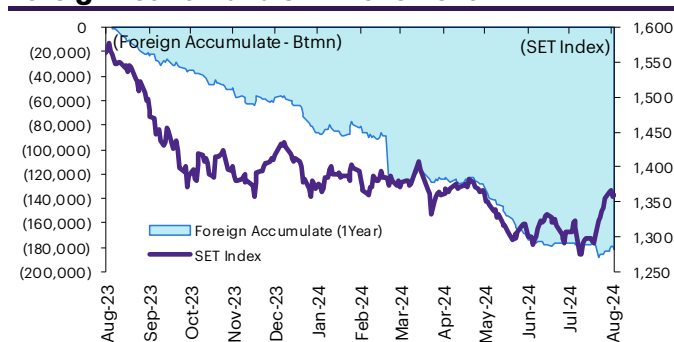
(US\$ Mn)	Thailand	Indonesia	Philippines	Malaysia	Vietnam	India	Taiwan	South Korea	Japan
<b>Daily</b>									
30-Aug-24	(93)	722	(5)		3		(166)	(139)	
29-Aug-24	29	91	16	64	(5)	1,732	(810)	(330)	
28-Aug-24	52	136	12	149	(5)	(65)	(375)	(316)	
27-Aug-24	32	(35)	16	38	(10)	571	(269)	(306)	
26-Aug-24	16	60		1	(16)	116	(286)	(430)	
<b>Weekly</b>									
<b>WTD</b>	<b>35</b>	<b>974</b>	<b>39</b>	<b>251</b>	<b>(32)</b>	<b>2,353</b>	<b>(1,907)</b>	<b>(1,523)</b>	<b>(3,036)</b>
23-Aug-24	(171)	532	113	321	(30)	904	307	(216)	(3,036)
16-Aug-24	12	187	25	68	43	(645)	3,371	1,229	(324)
9-Aug-24	12	70	(29)	(173)	(157)	(1,216)	(2,211)	(1,182)	3,559
2-Aug-24	(47)	171	(23)	53	(16)	(1,193)	(3,638)	(171)	(4,379)
<b>Monthly</b>									
<b>MTD</b>	<b>(170)</b>	<b>1,847</b>	<b>143</b>	<b>491</b>	<b>(144)</b>	<b>1,213</b>	<b>(2,519)</b>	<b>(2,078)</b>	<b>(4,181)</b>
Jul-24	(47)	411	60	282	(330)	3,347	(11,562)	1,240	527
Jun-24	(950)	(92)	(104)	(13)	(652)	3,111	1,773	3,821	(1,086)
May-24	(455)	(881)	(174)	314	(613)	(3,023)	2,708	(676)	9,910
<b>YTD</b>	<b>(3,448)</b>	<b>1,832</b>	<b>(324)</b>	<b>600</b>	<b>(2,540)</b>	<b>4,910</b>	<b>(9,699)</b>	<b>16,290</b>	<b>35,383</b>

### Thailand daily foreign net flows

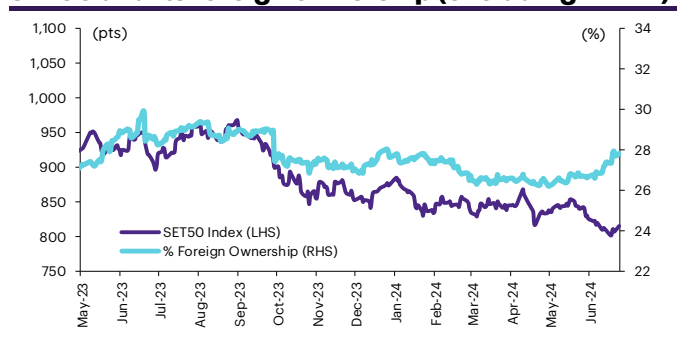


	Equity (Btmn)	SET50 futures (Contract)	Bond (Btmn)*	Bond (Btmn)
<b>Daily</b>				
30-Aug-24	(3,184)	(6,854)	(1,170)	(3,181)
<b>Weekly</b>				
<b>WTD</b>	<b>1,179</b>	<b>(1,062)</b>	<b>(164)</b>	<b>186</b>
23-Aug-24	(5,948)	96,337	16,159	4,127
16-Aug-24	430	22,529	3,702	(26,823)
9-Aug-24	423	(15,190)	(2,323)	34,945
2-Aug-24	(1,647)	28,117	4,702	22,547
<b>Monthly</b>				
<b>MTD</b>	<b>(5,964)</b>	<b>84,158</b>	<b>14,368</b>	<b>27,186</b>
Jul-24	(1,752)	161,866	26,623	27,817
Jun-24	(34,872)	(72,813)	(11,795)	(10,572)
May-24	(16,747)	(52,734)	(8,608)	18,633
<b>Quarterly</b>				
<b>QTD</b>	<b>(7,716)</b>	<b>246,024</b>	<b>40,990</b>	<b>55,003</b>
2Q24	(47,705)	(105,911)	(16,982)	(17,407)
1Q24	(69,326)	5,927	937	(28,578)
4Q23	(35,319)	73,626	13,162	21,611
3Q23	(50,031)	(123,844)	(22,416)	(26,109)
<b>YTD</b>	<b>(124,748)</b>	<b>146,040</b>	<b>24,945</b>	<b>9,018</b>
2023	(192,490)	(243,096)	(47,380)	10,930
2022	202,694	(47,433)	(8,037)	213,107

### Foreign net flow and SET movement



### SET50 and its foreign ownership (excluding NVDR)



### Foreign buy/sell activity monitor

#### Most foreign holding value change

	Fgn hld (%)	Δ Fgn (M.shares)	Buy* (Btmn)
DELTA	93.89	3.30	351
CPALL	25.78	4.66	282
KBANK	44.63	1.53	219
CPF	25.22	6.15	151
PTT	8.14	3.30	111
ADVANC	37.63	0.35	86
GULF	36.94	1.56	79
PTTGC	10.67	2.99	75
TOP	20.88	1.33	71
BEM	7.28	7.60	58

	Fgn hld (%)	Δ Fgn (M.shares)	Sell* (Btmn)
CRC	14.03	(7.74)	(228)
PTTEP	12.33	(1.34)	(190)
BDMS	26.26	(6.66)	(185)
TISCO	30.39	(1.38)	(132)
SCC	9.55	(0.38)	(87)
HMPRO	11.64	(8.40)	(76)
SAPPE	10.26	(1.05)	(74)
IVL	69.76	(3.34)	(57)
BCH	7.86	(3.41)	(53)
SCB	18.65	(0.47)	(50)

#### Top-5 NVDR net buy/sell

	Buy* (Btmn)	Sell* (Btmn)
IVL	460	(612)
DELTA	446	(438)
PTTEP	385	(333)
BH	356	(313)
SCC	278	(283)
EA	251	(223)
AWC	206	(214)
AOT	205	(141)
RCL	196	(138)
HMPRO	119	(116)

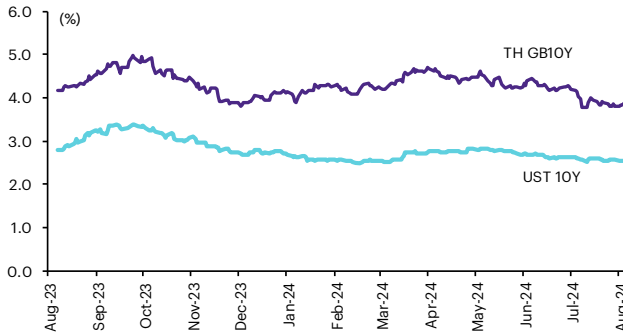
\* InnovestX Research estimates

# Multi-asset price update

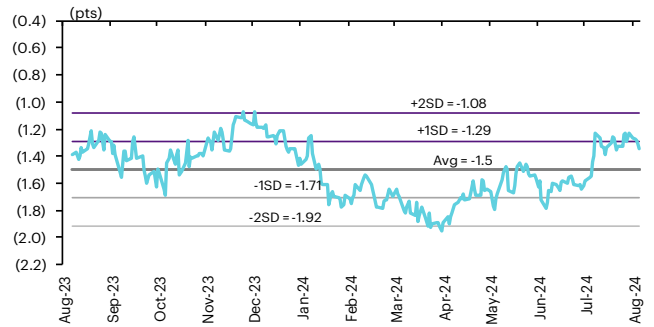
## Key indicator update

	Close	30-Aug	WoW	MoM	YoY	YTD
<b>Financial market condition</b>						
VIX Index	15.00	-4.15	-5.42	-8.31	10.54	20.48
Europe CDS (bps)	52.40	0.35	0.17	-2.33	-17.70	-6.18
LIBOR OIS Spread (bps)	0.00	0.00	0.00	0.00	-24.15	0.00
TED Spread (bps)	0.17	0.80	-4.78	-5.31	-6.19	-9.51
<b>Exchange rate</b>						
Dollar Index	101.73	0.36	1.05	-2.19	-1.83	0.35
USD/THB	33.94	0.28	-0.68	-4.46	-2.96	-1.24
EUR/USD	1.10	-0.27	-1.29	2.04	1.89	0.09
USD/JPY	146.18	0.84	1.25	-2.47	0.46	3.67
<b>Bond: (Change in basis points)</b>						
TH Gov Bond 2Y	0.02	-0.53	-1.67	-13.34	-11.08	-15.30
TH Gov Bond 10Y	0.03	0.66	-1.23	-3.02	-21.42	-13.81
US Gov Bond 2Y	0.04	2.06	0.32	-35.95	-94.23	-33.75
US Gov Bond 10Y	0.04	3.82	10.45	-14.72	-20.47	2.08
<b>Commodities</b>						
CRB Index	536.35	0.15	-0.06	0.21	-2.98	5.10
Gold (US\$/oz)	2502.98	-0.71	-0.36	2.29	29.08	21.35
Gross Refining Margin (US\$/bbl)	3.57	78.50	11.21	-29.59	-66.45	-43.24
Dubai Crude (US\$/bbl)	77.60	0.07	0.09	7.44	-10.26	0.34
NYMEX Crude (US\$/bbl)	73.55	-3.11	-1.71	-5.60	-12.05	51.84
Baltic Dry Index (pts)	1814.00	-0.71	2.95	6.21	67.03	-13.37

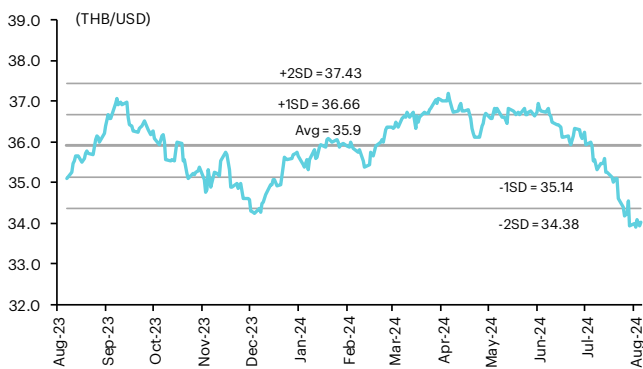
### Thai and US 10-year government bond yield



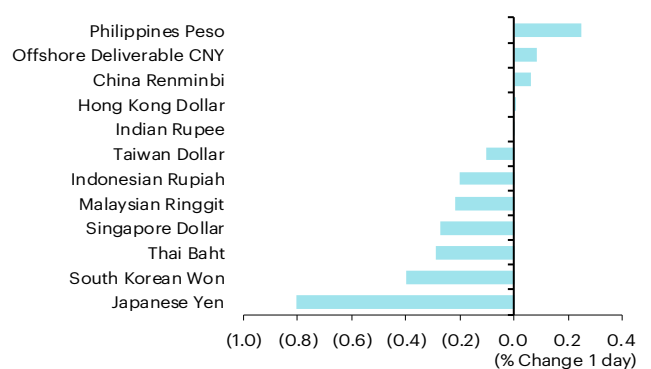
### Thai and US 10-year government bond spread



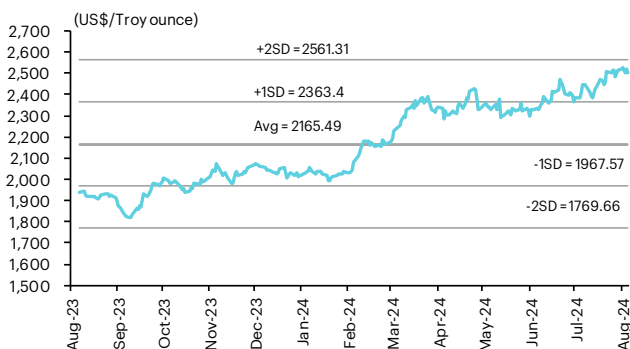
### THB/USD exchange rate



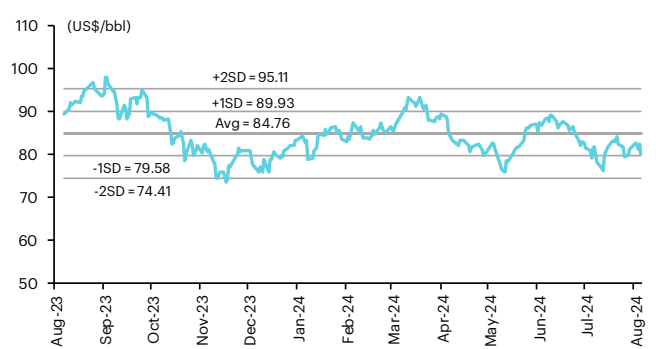
### Regional foreign exchange rate spot return



### Gold



### Brent crude



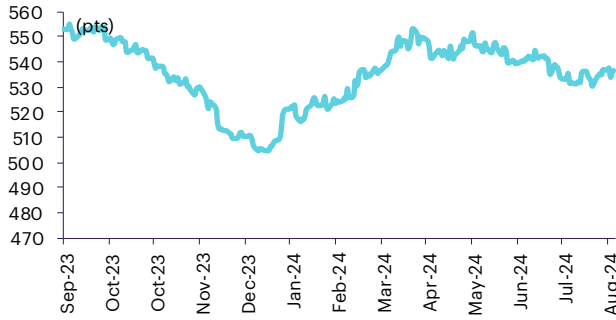
## Commodities daily price update

	As of 30-Aug-24	-1W %	Avg. Price QTD in 3Q24	% QoQ	% YoY	Avg. Price in '23	% YoY	Avg. Price in '24	% YoY	Update
<b>CRB Index</b>	<b>536.35</b>	0.2	536.54	(1.5)	(3.3)	546.31	(7.81)	533.98	(2.3)	Daily
<b>Energy Prices</b>										
Crude Oil - Dubai (US\$/bbl)	<b>77.12</b>	0.4	81.01	(4.8)	(6.6)	81.93	(15.62)	82.71	1.0	Daily
Brent Crude (US\$/bbl)	<b>79.95</b>	0.4	83.13	(2.0)	(4.1)	82.60	(18.40)	83.73	1.4	Daily
West Texas Int. Cushing (US\$/bbl)	<b>73.55</b>	1.2	78.25	(3.2)	(9.7)	77.59	(17.93)	78.73	1.5	Daily
Crude Oil - Asia-Pacific Tapis Oil Spot (US\$/bbl)	<b>80.71</b>	1.2	83.00	(6.7)	(4.3)	86.52	(19.56)	86.42	(0.1)	Daily
Natural Gas Henry Hub (US\$/mmBTU)	<b>2.15</b>	(7.7)	2.29	(16.6)	(33.0)	3.42	(16.93)	2.59	(24.3)	Daily
Coal Price NEX (US\$/MT)	<b>149.30</b>	0.0	140.36	2.7	1.7	178.13	(51.19)	134.94	(24.2)	Friday
<b>Oil Product Prices and Gross Refinery Margin</b>										
Gas Oil 500 ppm Sulfur Singapore (US\$/bbl)	<b>91.36</b>	0.9	95.92	(1.7)	(14.0)	103.11	(21.20)	98.48	(4.5)	Daily
Gas Oil - Dubai (US\$/bbl)	<b>14.24</b>	4.1	14.91	19.9	(40.1)	21.18	(37.25)	15.78	(25.5)	Daily
Gasoline, 92 RON Spot (US\$/bbl)	<b>91.36</b>	9.4	95.92	(1.7)	(14.0)	103.11	(21.20)	98.48	(4.5)	Daily
Gasoline - Dubai (US\$/bbl)	<b>14.24</b>	113.9	14.91	19.9	(40.1)	21.18	(37.25)	15.78	(25.5)	Daily
Fuel Oil 180 Singapore Spot (US\$/bbl)	<b>68.86</b>	0.8	74.25	(23.9)	(6.4)	70.05	(12.98)	74.17	5.9	Daily
Fuel Oil - Dubai (US\$/bbl)	<b>(8.26)</b>	(3.0)	(6.76)	0.9	(8.9)	-11.88	(28.43)	(8.54)	(28.1)	Daily
Jet Kerosene - Spot Price (US\$/bbl)	<b>92.05</b>	2.6	95.10	(3.6)	(15.6)	105.01	(16.72)	99.17	(5.6)	Daily
Jet Kerosene - Dubai (US\$/bbl)	<b>14.93</b>	15.9	14.09	4.1	(45.6)	23.08	(20.38)	16.46	(28.7)	Daily
SG Refinery Margin (US\$/bbl)	<b>3.57</b>	11.2	4.32	24.2	(54.7)	6.86	95.65	5.10	-25.565	Daily
<b>Olefins Product Prices and Spread</b>										
Ethylene, FOB Japan Spot (US\$/MT)	<b>845</b>	0.6	830	(0.5)	5.5	835	(16.61)	859	2.9	Tuesday
Ethylene Spread (US\$/MT)	<b>166</b>	(3.6)	146	422.6	7.7	181	(33.22)	173	(4.2)	Daily
Propylene (Olefins), FOB Japan Spot (US\$/MT)	<b>845</b>	0.0	844	1.5	5.0	848	(14.27)	831	(2.0)	Tuesday
Propylene Spread (US\$/MT)	<b>166</b>	(6.3)	160	10.5	5.0	195	(24.99)	145	(25.4)	Daily
Naphtha - Singapore Spot FOB (US\$/MT)	<b>679</b>	1.7	684	(0.4)	5.0	654	(10.45)	686	4.9	Daily
<b>Polyolefins Prices and Spread</b>										
Polye HDPE SE Asia (US\$/MT)	<b>1,000</b>	0.0	1,024	24.6	1.1	1,033	(12.49)	1,027	(0.6)	Tuesday
HDPE-Naphtha Spread (US\$/MT)	<b>321</b>	(3.4)	339	270.0	(5.8)	379	(15.80)	341	(10.0)	Daily
Polye LDPE-Film, CFR SE Asia Spot (US\$/MT)	<b>1,230</b>	(1.6)	1,290	10.4	30.2	1,053	(26.77)	1,172	11.3	Tuesday
LDPE-Naphtha Spread (US\$/MT)	<b>551</b>	(5.4)	606	110.0	78.5	399	(43.59)	486	21.9	Daily
PP Film, Spot South East Asia (US\$/MT)	<b>990</b>	(1.0)	1,012	(0.2)	6.1	999	(14.92)	1,005	0.6	Tuesday
PP Spread (US\$/MT)	<b>311</b>	(6.4)	328	0.0	8.3	345	(22.28)	319	(7.5)	Daily
<b>MEG Prices and Spread</b>										
MEG, CFR South East Asia (US\$/MT)	<b>560</b>	0.9	558	5.0	15.4	500	(14.40)	544	8.8	Tuesday
MEG Spread (US\$/MT)	<b>36</b>	5.6	43	679.4	(1,085.2)	-17	(52.64)	12	n.m.	Tuesday
<b>Aromatics Product Prices and Spread</b>										
Paraxylene, FOB USG Spot (US\$/MT)	<b>995</b>	(2.9)	1,065	(21.0)	(6.5)	1,103	(12.51)	1,093	(1.0)	Tuesday
Paraxylene Spread (US\$/MT)	<b>342</b>	(8.6)	380	124.7	(6.5)	411	(7.19)	394	(4.1)	Tuesday
Paraxylene - 92 RON Spread (US\$/MT)	<b>216</b>	(31.0)	246	(11.0)	32.3	224	54.61	252	13.0	Daily
Toluene, FOB Korea Spot (US\$/MT)	<b>820</b>	(6.8)	876	(4.9)	(8.1)	892	(7.35)	896	0.5	Tuesday
Benzene, CFR Japan Spot (US\$/MT)	<b>1,030</b>	0.0	1,035	(3.8)	13.3	918	(13.13)	1,043	13.6	Tuesday
Benzene Spread (US\$/MT)	<b>402</b>	(2.6)	403	(10.9)	19.1	340	(8.97)	422	24.1	Daily
Benzene - 92 RON Spread (US\$/MT)	<b>251</b>	(21.1)	217	(11.0)	(665.6)	38	(164.71)	203	427.0	Daily
Condensate (US\$/MT)	<b>653</b>	0.3	685	(4.7)	(6.5)	692	(15.39)	699	0.9	Daily
<b>PTA Prices and Spread</b>										
PTA, CFR South East Asia (US\$/MT)	<b>730</b>	(2.7)	779	(2.8)	(4.0)	802	(9.43)	788	(1.6)	Tuesday
PTA Spread (US\$/MT)	<b>63</b>	0.2	65	12.9	34.6	62	55.13	56	(9.7)	Tuesday
<b>PVC Prices and Spread</b>										
PVC, CFR South East Asia (US\$/MT)	<b>830</b>	0.0	846	4.5	(1.0)	844	(26.72)	809	(24.7)	Tuesday
Ethylene Spread (US\$/MT)	<b>664</b>	1.0	700	8.0	(2.7)	663	(24.72)	636	(4.1)	Tuesday
Ethylene Dichloride CFR Far East Asia (US\$/MT)	<b>305</b>	0.0	309	4.9	13.8	293	(45.94)	317	8.1	Tuesday
<b>Metal</b>										
Gold (US\$/Troy Ounce)	<b>2,503</b>	(0.4)	2,433	4.0	26.3	1,943	7.82	2,264	16.5	Daily
LME Copper 3 Month Rolling Forward (US\$/MT)	<b>9,252</b>	0.0	9,311	(5.7)	10.9	8,526	(3.17)	9,236	8.3	Daily
Silver Future (US\$/Troy Ounce)	<b>29</b>	(2.7)	30	(0.0)	18.3	26	(0.60)	28	7.1	Daily
China Composite Steel Prices (CNY/MT)	<b>3,561</b>	1.8	3,720	(7.8)	(10.1)	4,259	(10.71)	4,022	(5.6)	Daily
<b>Agriculture Prices</b>										
Malaysian Crude Palm Oil Spot Price(MYR/MT)	<b>4,025</b>	3.4	3,984	(1.5)	4.8	3,834	(25.34)	4,013	4.7	Daily
SGX Ribbed Smoked Sheet 3 (RSS3) Futures (US\$/KG.)	<b>280</b>	15.8	224	(3.0)	47.4	159	(13.70)	223	40.3	Daily
Sugar #11 (US\$/LB)	<b>19</b>	9.6	19	(2.8)	(15.4)	21	27.43	20	(4.1)	Daily
<b>Freight Rate</b>										
Baltic Freight Index: BDIY	<b>1,827</b>	3.9	1,824	(1.2)	53.0	1,394	(27.83)	1,834	31.6	Daily
Baltic Supramax Index: BSI58	<b>1,312</b>	0.2	1,339	(1.9)	46.9	1,030	(48.65)	1,291	25.3	Daily

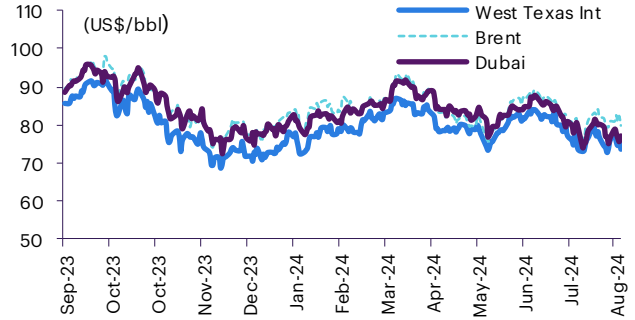
Source: Bloomberg Financial L.P., TQ Professional, BANPU, BOT, InnovestX Research

# Commodities daily chart update

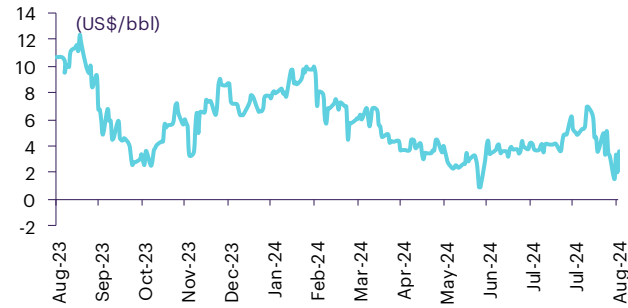
## CRB US Spot All Commodities Price Index



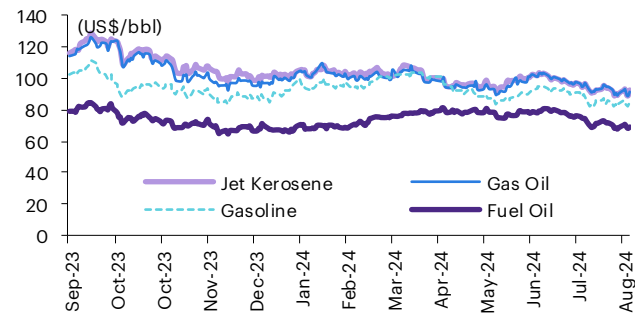
## Crude prices



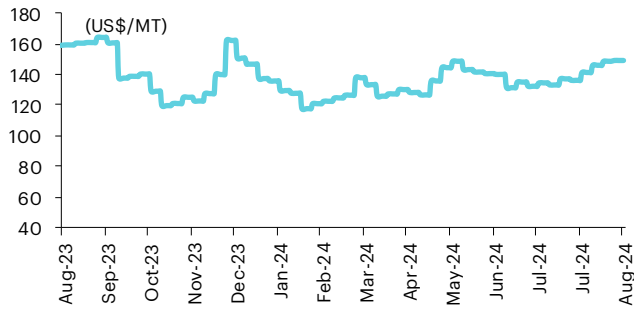
## SG Dubai Hydrocracking Refinery Margin



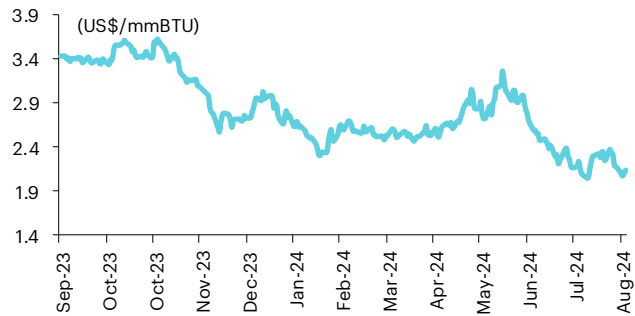
## Oil product prices



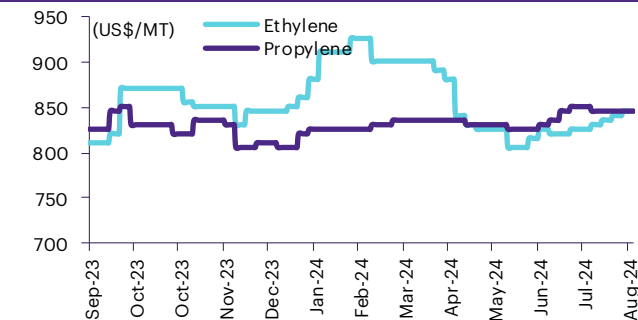
## Coal price (NEX)



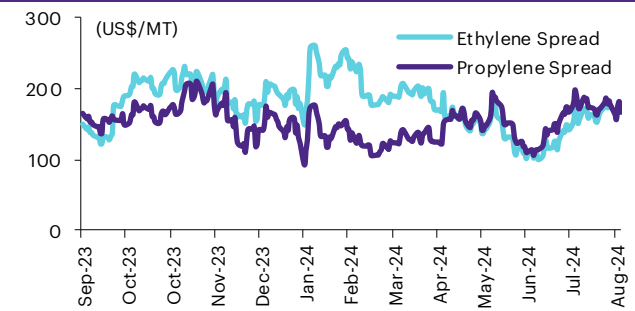
## Natural gas prices (Henry hub)



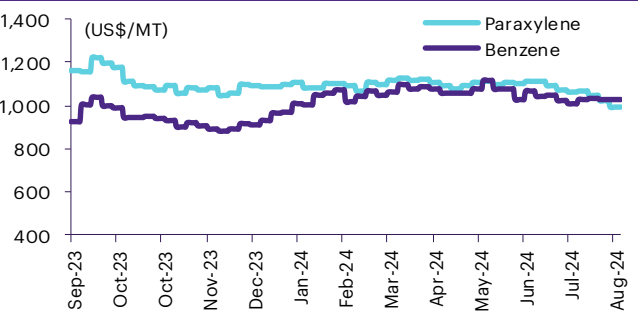
## Olefins prices



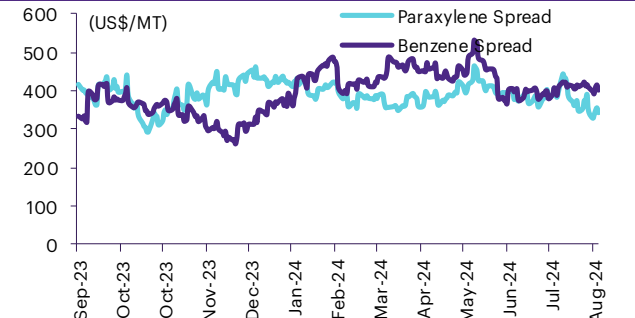
## Olefins spreads



## Aromatics prices

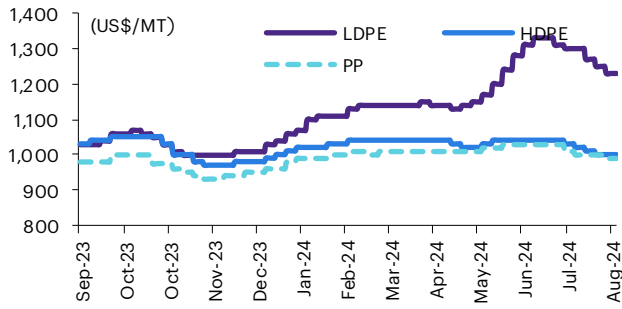


## Aromatics spreads

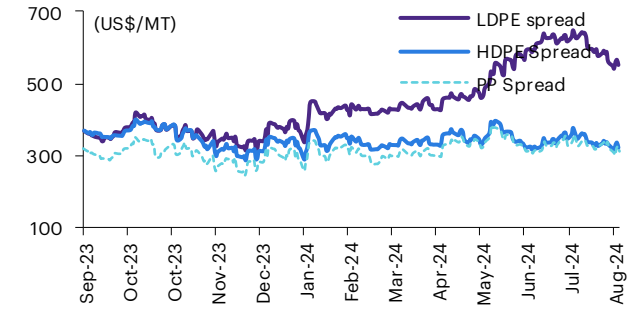


# Commodities daily chart update

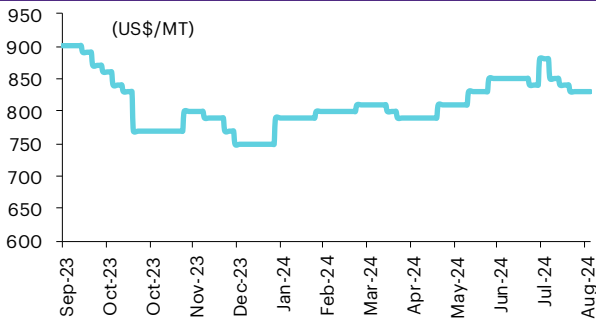
## Polyolefins prices



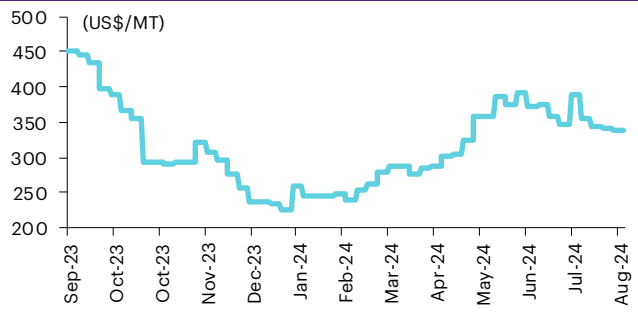
## Polyolefins-Naphtha spreads



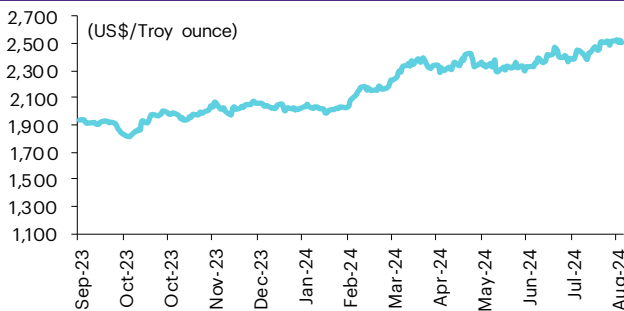
## PVC price



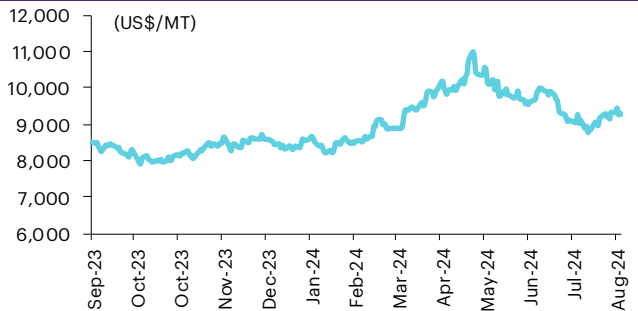
## PVC spread



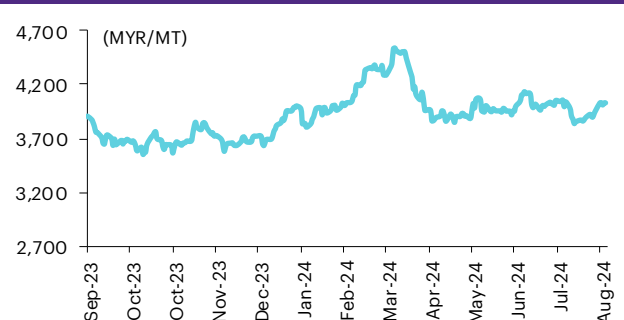
## Gold price



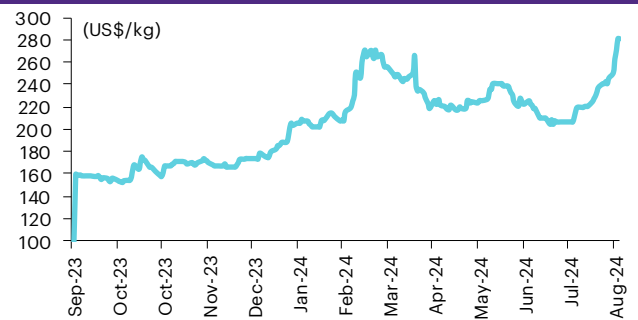
## LME copper price



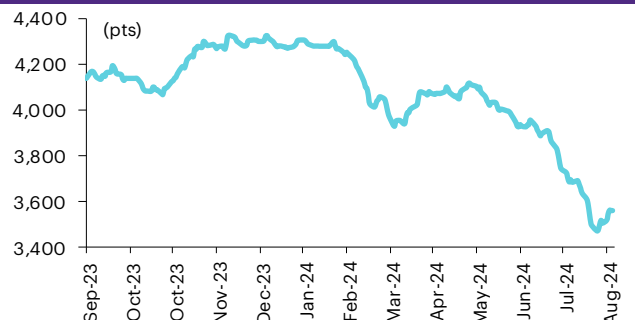
## Malaysian crude palm oil price



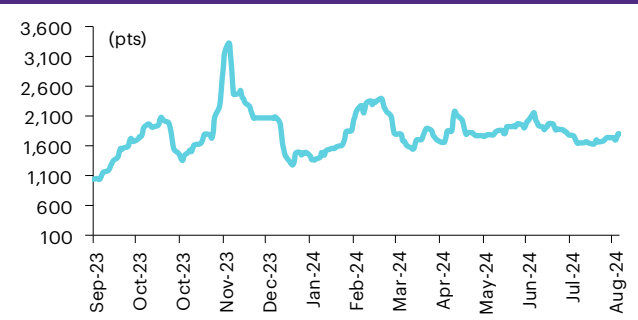
## Rubber price (RSS3) futures



## Steel price index



## Baltic freight index



Source: Bloomberg Financial L.P., TQ Professional, BANPU, BOT, InnovestX Research



## Short sales

	Volume (Shares)	Turnover (Bt)	Average price (Bt)	Last price 30-Aug-24	Gap between last close and short	Short sale volume comparing with main board
WHA	6,873,800	36,774,830	5.35	5.30	0.94	17.14
TPIPL-R	1,995,100	2,414,071	1.21	1.20	0.83	15.38
TOP	866,600	45,964,250	53.04	53.00	0.08	12.51
TOA	82,200	1,485,410	18.07	18.00	0.39	8.91
SCGP-R	1,526,500	37,507,470	24.57	24.30	1.11	8.86
TU	1,263,400	19,657,430	15.56	15.70	(0.90)	7.27
IRPC	2,417,900	3,508,182	1.45	1.43	1.46	7.10
SCC-R	257,000	58,450,000	227.43	230.00	(1.12)	6.98
LH	2,368,400	13,381,460	5.65	5.65	0.00	6.92
QH-R	2,020,800	3,602,198	1.78	1.80	(0.97)	6.24
BJC	1,626,300	36,535,410	22.47	22.50	(0.15)	5.98
DOHOME	369,400	3,989,520	10.80	10.80	0.00	5.94
BLA	55,700	972,820	17.47	17.50	(0.20)	5.83
PR9	42,600	807,160	18.95	18.80	0.78	5.79
CHG	577,700	1,487,960	2.58	2.56	0.61	5.59
PSH	35,500	316,740	8.92	9.00	(0.86)	5.37
MBK	89,900	1,565,880	17.42	17.30	0.68	5.24
SABINA	24,200	522,910	21.61	21.60	0.04	4.99
CRC-R	628,100	18,086,450	28.80	29.50	(2.39)	4.98
VNG	1,100	4,004	3.64	3.66	(0.55)	4.93
AP	692,100	5,856,360	8.46	8.45	0.14	4.78
AMATA-R	475,300	10,435,340	21.96	21.90	0.25	4.77
SABINA-R	23,000	497,370	21.62	21.60	0.11	4.74
SPALI-R	246,000	4,248,630	17.27	17.60	(1.87)	4.32
SAPPE-R	120,800	8,696,275	71.99	70.50	2.11	4.31
BTS	2,142,800	9,105,882	4.25	4.24	0.22	4.29
KKP	150,600	6,878,875	45.68	46.00	(0.70)	4.26
DCC-R	291,000	576,330	1.98	2.00	(0.97)	4.22
TISCO	197,600	18,736,250	94.82	95.50	(0.71)	4.00
AMATA	398,500	8,746,650	21.95	21.90	0.22	4.00
TIDLOR-R	547,900	9,045,020	16.51	16.50	0.05	3.96
XO-R	92,300	2,215,680	24.01	24.60	(2.42)	3.92
CK	71,900	1,350,690	18.79	19.00	(1.13)	3.80
MINT-R	696,000	18,623,725	26.76	27.00	(0.90)	3.75
GULF-R	938,600	47,530,675	50.64	50.75	(0.22)	3.72
XPG	749,800	663,925	0.89	0.90	(1.61)	3.69
ADVANC	249,400	61,478,000	246.50	247.00	(0.20)	3.56
ICHI-R	404,800	6,157,180	15.21	15.20	0.07	3.54
MEGA	18,700	714,125	38.19	37.75	1.16	3.43
PTTGC	811,500	20,248,950	24.95	25.00	(0.19)	3.32
BEM-R	2,344,800	18,033,075	7.69	7.65	0.53	3.26
BGRIM-R	413,300	8,447,500	20.44	20.20	1.18	3.18
SINGER	361,300	3,324,810	9.20	9.15	0.57	3.15
AH	8,900	172,990	19.44	19.30	0.71	3.12
SCC	113,500	25,484,400	224.53	230.00	(2.38)	3.08
STA	379,300	8,380,900	22.10	22.30	(0.92)	3.06
XO	70,500	1,702,790	24.15	24.60	(1.82)	3.00
ERW	571,300	2,170,602	3.80	3.82	(0.54)	2.99
CRC	368,700	10,699,050	29.02	29.50	(1.63)	2.93
BDMS-R	2,136,400	59,819,200	28.00	27.75	0.90	2.84
BCP-R	344,300	12,811,925	37.21	37.25	(0.10)	2.81
BTS-R	1,372,500	5,827,408	4.25	4.24	0.14	2.75
TTB	4,325,700	8,002,385	1.85	1.85	(0.00)	2.74
RCL	736,100	16,649,000	22.62	23.50	(3.75)	2.73
ICHI	306,800	4,659,950	15.19	15.20	(0.07)	2.68
PLANB-R	537,400	4,337,035	8.07	8.20	(1.58)	2.61
THCOM	395,800	4,866,690	12.30	12.30	(0.03)	2.60
SPALI	146,500	2,526,090	17.24	17.60	(2.03)	2.57
PSL	932,900	7,860,565	8.43	8.50	(0.87)	2.55
TISCO-R	125,200	11,865,225	94.77	95.50	(0.76)	2.54
GFPT-R	42,500	527,340	12.41	12.50	(0.74)	2.49
GLOBAL	221,300	3,297,380	14.90	14.80	0.68	2.48
JMT	531,200	8,435,400	15.88	15.90	(0.13)	2.39
OR-R	485,200	7,522,300	15.50	15.50	0.02	2.36
BAM	231,500	1,734,510	7.49	7.55	(0.76)	2.33
JMT-R	514,500	8,112,430	15.77	15.90	(0.83)	2.31
SISB-R	58,500	1,754,625	29.99	30.00	(0.02)	2.26
JAS-R	665,000	1,710,714	2.57	2.58	(0.29)	2.25
TOP-R	155,700	8,261,900	53.06	53.00	0.12	2.25
AURA-R	20,700	310,500	15.00	15.00	0.00	2.25
HMPRO-R	2,218,400	20,037,390	9.03	9.05	(0.19)	2.24
SAT	10,600	129,320	12.20	12.10	0.83	2.19

	Volume (Shares)	Turnover (Bt)	Average price (Bt)	Last price 30-Aug -24	Gap between last close and short	Short sale volume comparing with main board
AAV	524,000	1,238,602	2.36	2.40	(1.51)	2.19
EGCO	28,000	3,008,100	107.43	107.00	0.40	2.19
AEONTS-R	4,900	622,600	127.06	128.00	(0.73)	2.15
JTS-R	28,900	1,959,275	67.79	70.75	(4.18)	2.14
AWC	20,350,800	69,952,182	3.44	3.32	3.53	2.13
IVL	4,680,300	83,947,750	17.94	17.10	4.89	2.09
HMPRO	2,057,500	18,608,525	9.04	9.05	(0.06)	2.08
VGI-R	5,303,800	13,070,690	2.46	2.44	1.00	2.03
SPRC-R	242,600	1,723,115	7.10	7.10	0.04	2.02
TQM	11,600	316,150	27.25	27.75	(1.79)	2.00
TASCO	91,600	1,542,510	16.84	16.80	0.24	2.00
BCPG	121,000	735,535	6.08	6.10	(0.35)	1.99
KTC-R	100,300	4,214,150	42.02	41.75	0.64	1.99
BAY	4,600	114,780	24.95	24.80	0.61	1.97
SC	750,400	1,964,934	2.62	2.56	2.29	1.97
ORI	816,800	3,498,366	4.28	4.06	5.49	1.91
SCB-R	155,700	16,743,700	107.54	107.00	0.50	1.91
GPSC	1,621,400	65,921,100	40.66	40.25	1.01	1.87
PSH-R	12,300	110,520	8.99	9.00	(0.16)	1.86
KCE-R	104,500	3,971,000	38.00	38.00	0.00	1.86
STPI	12,500	41,250	3.30	3.26	1.23	1.85
BDMS	1,357,000	37,996,000	28.00	27.75	0.90	1.80
BBL-R	71,200	10,080,000	141.57	141.00	0.41	1.80
TIDLOR	244,700	4,048,730	16.55	16.50	0.28	1.77
TTW-R	39,000	358,800	9.20	9.20	0.00	1.72
HANA-R	142,700	5,582,725	39.12	39.00	0.31	1.71
TOA-R	15,000	271,370	18.09	18.00	0.51	1.63
PTT-R	1,030,900	34,535,150	33.50	33.50	0.00	1.62
TPIPP-R	80,900	241,652	2.99	2.98	0.24	1.60
OSP-R	114,200	2,547,340	22.31	22.40	(0.42)	1.60
AOT	368,800	22,128,000	60.00	59.75	0.42	1.58
ASK	12,400	156,940	12.66	12.50	1.25	1.57
MINT	288,800	7,725,400	26.75	27.00	(0.93)	1.55
TPIPL	201,300	243,573	1.21	1.20	0.83	1.55
CPN-R	111,600	6,640,550	59.50	59.50	0.01	1.54
SIRI	1,356,700	2,319,957	1.71	1.71	0.00	1.51
KKP-R	53,200	2,431,225	45.70	46.00	(0.65)	1.50
ITC-R	124,400	2,546,950	20.47	20.30	0.86	1.48
DCC	102,000	201,960	1.98	2.00	(1.00)	1.48
TTA	250,900	1,439,935	5.74	5.75	(0.19)	1.48
SIS	16,300	430,600	26.42	26.25	0.64	1.48
OR	301,300	4,672,690	15.51	15.50	0.05	1.47
VGI	3,825,800	9,438,978	2.47	2.44	1.11	1.47
CPALL	424,200	25,505,150	60.13	60.50	(0.62)	1.46
RS	35,500	413,360	11.64	11.60	0.38	1.46
SCGP	248,700	6,130,840	24.65	24.30	1.45	1.44
SPCG	12,500	106,715	8.54	8.45	1.03	1.43
INTUCH	155,200	12,759,925	82.22	82.50	(0.34)	1.39
MC-R	20,200	228,260	11.30	11.30	0.00	1.39
ONEE	76,000	267,776	3.52	3.52	0.10	1.37
BCP	165,500	6,157,000	37.20	37.25	(0.13)	1.35
SAWAD	86,600	3,281,650	37.89	38.00	(0.28)	1.33
MTC	59,200	2,616,325	44.19	43.75	1.02	1.33
M	31,200	828,225	26.55	26.75	(0.76)	1.28
CKP	109,900	400,478	3.64	3.62	0.66	1.28
GUNKUL	213,800	500,292	2.34	2.44	(4.10)	1.28
CPF	332,500	8,202,720	24.67	24.60	0.28	1.26
BH	56,900	13,903,600	244.35	245.00	(0.26)	1.25
QH	402,900	714,360	1.77	1.80	(1.50)	1.24
GULF	313,400	15,887,600	50.69	50.75	(0.11)	1.24
ITC	103,200	2,120,550	20.55	20.30	1.22	1.23
RCL-R	328,900	7,415,550	22.55	23.50	(4.06)	1.22
PTTGC-R	297,000	7,403,950	24.93	25.00	(0.28)	1.21
AAI	68,300	372,275	5.45	5.50	(0.90)	1.21
MTC-R	53,200	2,353,525	44.24	43.75	1.12	1.19
KTB	638,600	11,814,060	18.50	18.30	1.09	1.18
RBF	212,700	1,234,685	5.80	5.75	0.95	1.16
STEC	29,500	252,585	8.56	8.70	(1.58)	1.15
HANA	94,700	3,706,000	39.13	39.00	0.34	1.14
SCB	91,600	9,860,400	107.65	107.00	0.60	1.12
SKY	93,200	2,196,740	23.57	22.50	4.76	1.12
TU-R	193,700	3,024,540	15.61	15.70	(0.54)	1.11

Source: SET, InnovestX Research

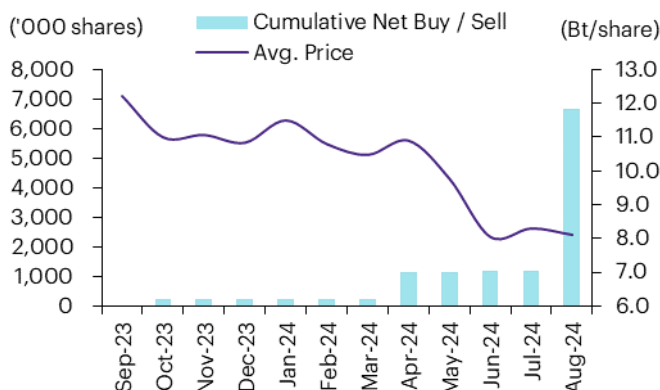
## Director trade

### 1. Director trade as reported on August 30, 2024

Company	Name of Director	Product	Transaction date	Amount (Shares)	Average Price (Bt)	Amount (Bt)	Buy/Sell	
A5	Mr SUPACHOKE PANCHASARP	Warrant	26-08-24	28,000,000	0.08	2,240,000	Sale	
A5	Mr SUPACHOKE PANCHASARP	Warrant	26-08-24	10,000,000	0.09	900,000	Sale	
A5	Mr SUPACHOKE PANCHASARP	Warrant	26-08-24	1,000,000	0.08	80,000	Sale	
A5	Mr SUPACHOKE PANCHASARP	Warrant	27-08-24	200,000	0.08	16,000	Sale	
A5	Mr SUPACHOKE PANCHASARP	Warrant	28-08-24	10,000	0.08	800	Sale	
A5	Mr SUPACHOKE PANCHASARP	Warrant	28-08-24	10,000,000	0.07	700,000	Sale	
A5	Mr SUPACHOKE PANCHASARP	Warrant	28-08-24	440,800	0.07	30,856	Sale	
A5	Mr SUPACHOKE PANCHASARP	Warrant	28-08-24	15	0.06	1	Sale	
A5	Mr SUPACHOKE PANCHASARP	Warrant	28-08-24	4,000,000	0.07	280,000	Sale	
A5	Mr SUPACHOKE PANCHASARP	Warrant	28-08-24	3,000,000	0.07	210,000	Sale	
A5	Mr SUPACHOKE PANCHASARP	Warrant	28-08-24	7,000,000	0.07	490,000	Sale	
A5	Mr SUPACHOKE PANCHASARP	Warrant	29-08-24	4,854,700	0.07	339,829	Sale	
AMARC	Mr UNGOON CAHNTANAVANICH	Common Share	29-08-24	10,000	1.27	12,700	Purchase	
AP	Mr ANUPHONG ASSAVABHOKHIN	Common Share	29-08-24	3,600,000	8.35	30,060,000	Purchase	
APO	General RUJ KASIWUT	Common Share	30-08-24	150,000	1.97	295,500	Sale	
BLC	Mr SUVIT NGAMPOOPUN	Common Share	29-08-24	300,000	5.07	1,521,000	Purchase	
BLESS	Mr TARIN BOVONVANITKUL	Common Share	29-08-24	100,000	0.42	42,000	Sale	
EP	Mr YUTH CHINSUPAKUL	Common Share	29-08-24	100	1.97	197	Purchase	
FM	Miss PHAKSARATH SIRAWISETSORN	Common Share	29-08-24	12,500	4.89	61,125	Purchase	
FM	Mr SUMATE MASILEERUNGSR	Common Share	29-08-24	3,500	4.89	17,115	Purchase	
JR	Mr BANDAN PONGSASTRA	Common Share	30-08-24	3,000	3.38	10,140	Purchase	
JR	Mr JARUN WIWATJESADAWUT	Common Share	29-08-24	15,800	3.43	54,194	Purchase	
JR	Mr TEERANONT WIWATJESADAWUT	Common Share	29-08-24	1,600	3.40	5,440	Purchase	
MBAX	Mr PISUTH LERTVILA	Common Share	29-08-24	20,000	2.88	57,600	Purchase	
MJD	Mr SURIYA POOLVORALAKS	Common Share	29-08-24	50,000	0.99	49,500	Purchase	
MJD	Mr SURIYA POOLVORALAKS	Common Share	29-08-24	50,000	1.00	50,000	Purchase	
MMM	Miss NICHAROJWATTANA	Common Share	29-08-24	2,000,000	7.00	14,000,000	Sale	
MOONG	Mr SONGTHAM PHIANPATTANAWIT	Common Share	29-08-24	6,000	1.99	11,940	Purchase	
NV	Mr NAVAPHOL CHANJUTHAMARD	Common Share	29-08-24	250,000	1.04	260,000	Purchase	
NV	Mrs YUPHIN CHANJUTHAMARD	Common Share	29-08-24	250,000	1.04	260,000	Purchase	
PACO	Mr TANEST LERTKAJORNKITTI	Common Share	29-08-24	4,000	1.55	6,200	Purchase	
PCC	Mr KITTI SUMRIT	Common Share	29-08-24	22,000	2.82	62,040	Purchase	
PEACE	Miss PEERACHA SIRISOPANA	Common Share	29-08-24	6,000	2.81	16,860	Purchase	
QLT	Mr PURIN KAEWKLOM	Common Share	15-08-24	28,000	2.40	67,200	Purchase	
QLT	Mr PURIN KAEWKLOM	Common Share	22-08-24	400	2.48	992	Purchase	
RCL	Mr TWINCHOK TANTHUWANIT	Common Share	29-08-24	50,000	20.80	1,040,000	Purchase	
SKR	Mr SENEK KRAJANGSRI	Common Share	26-08-24	20,000	9.42	188,400	Sale	
SPA	Mr PHUMIPHAN BUNJAPAMAI	Common Share	28-08-24	150,000	6.13	919,500	Purchase	
SPA	Mr PHUMIPHAN BUNJAPAMAI	Common Share	28-08-24	200,000	6.13	1,226,000	Purchase	
SPA	Mr PHUMIPHAN BUNJAPAMAI	Common Share	28-08-24	507,000	6.18	3,133,260	Purchase	
SPA	Mr PHUMIPHAN BUNJAPAMAI	Common Share	29-08-24	103,000	6.15	633,450	Purchase	
TAN	Mr TANAPONG CHIRAPANIDCHAKUL	Common Share	15-08-24	200,000	9.03	1,806,000	Purchase	
TAN	Mr TANAPONG CHIRAPANIDCHAKUL	Common Share	16-08-24	155,000	8.42	1,305,100	Purchase	
TRT	Mr PICHATE YARNSUKOL	Common Share	29-08-24	65,000	3.73	242,450	Purchase	
TTI	Mr KUMJORN CHUENCHOCHIT	Common Share	29-08-24	500	24.60	12,300	Purchase	
TTI	Mr KUMJORN CHUENCHOCHIT	Common Share	29-08-24	500	24.70	12,350	Purchase	
TTI	Mr KUMJORN CHUENCHOCHIT	Common Share	29-08-24	100	24.90	2,490	Purchase	
					Total	Purchase	42,917,143	
						Sale	19,813,386	
						Net	23,103,757	

### 2. 12-month cumulative net buy/sell for InnovestX-covered stocks with activity as of last close

#### ACE



## Corporate calendar

Monday	Tuesday	September Wednesday	Thursday	Friday
<b>2</b> <b>XD</b> BCPG Bt0.1 DRT Bt0.26 OR Bt0.27 PB Bt0.89 <b>PD</b> CPNCG Bt0.2467 POPF Bt0.29 SIRIP Bt0.1 TNR Bt0.3 <b>Last trading day</b> ALL STARK WORLD	<b>3</b> <b>XD</b> BSRC Bt0.08 LUXF Bt0.54 MINT Bt0.25 TPCB Bt0.23 <b>PD</b> ADVANC Bt4.87 BAFS Bt0.1 INETREIT Bt0.2 ITC Bt0.4 <b>Last trading day</b> TRUBB-W2 <b>Par Change</b> RS Bt0.1 to Bt0.5 <b>Delisted</b> ALL STARK WORLD	<b>4</b> <b>XD</b> BA Bt0.6 BBL Bt2 BCP Bt0.6 GAHREIT Bt0.32 GROREIT Bt0.28 KKP Bt1.25 MJLF Bt0.13 PINGAN80 Bt- <b>XE</b> TRUBB-W2 1 : 1 @Bt6 <b>PD</b> AAI Bt0.1785 IT Bt0.07 KIAT Bt0.01 PACO Bt0.05 TU Bt0.31 <b>Market change</b> TNL (SET/Finance & Securities)	<b>5</b> <b>XD</b> HTC Bt0.48 MST Bt0.38 NETEASE80 Bt- ONEE Bt0.08 RATCH Bt0.8 SCB Bt2 <b>PD</b> AMA Bt0.2 BEC Bt0.04 BOFFICE Bt0.0872 BOL Bt0.145 DCC Bt0.02 DIF Bt0.2222 GUNKUL Bt0.08 III Bt0.12 INTUCH Bt2 JMT Bt0.38 LPN Bt0.05 MGT Bt0.03 PDG Bt0.09 PM Bt0.45 PT Bt0.35 QH Bt0.03 SCM Bt0.05 SGP Bt0.15 SRS Bt0.06875 TEAM Bt0.08 THANA Bt0.025 TNP Bt0.0425 TPRIME Bt0.1039 VNG Bt0.05	<b>6</b> <b>XD</b> BKNG80X Bt- LANNA Bt1.1 PEP80X Bt- <b>XW</b> SGC 5 : 1 <b>PD</b> AI Bt0.15 AIT Bt0.15 AMARC Bt0.02 ARROW Bt0.1 ASIAN Bt0.4297 AUCT Bt0.35 BGC Bt0.05 BGRIM Bt0.18 BH Bt2 BH-P Bt2 BVG Bt0.034 CBG Bt0.6 CPAXT Bt0.18 D Bt0.045 DMT Bt0.21 DREIT Bt0.205 FPI Bt0.04 FTREIT Bt0.187 GC Bt0.2 GPI Bt0.1 HFT Bt0.28 K Bt0.03 KCAR Bt0.08 KJL Bt0.17 NER Bt0.05 PQS Bt0.05 PSL Bt0.1 RCL Bt0.5 RJH Bt0.3 SAMTEL Bt0.03 SAT Bt0.26 SINO Bt0.014423 SITHAI Bt0.02 SMIT Bt0.1 SMPG Bt0.4 SNNP Bt0.25 SPRIME Bt0.125 TACC Bt0.2 TFG Bt0.075 TMT Bt0.05 TQR Bt0.184 TVO Bt0.8 UEC Bt0.03 UTP Bt0.35 UVAN Bt0.4 VCOM Bt0.12 WHABT Bt0.165 WHART Bt0.193
<b>9</b> <b>XD</b> GOOG80X Bt- GPSC Bt0.45 HPF Bt0.133 M-II Bt0.175 MNIT Bt0.035 MNIT2 Bt0.075 MNRF Bt0.03 M-STOR Bt0.11 <b>PD</b> AAPL80X Bt0.00689 ADD Bt0.05 ADVICE Bt0.15 FSMART Bt0.23 IHL Bt0.06 ILM Bt0.25 NSL Bt0.35 PHOL Bt0.1 RPH Bt0.11 SC Bt0.05 SRIPANWA Bt0.1064	<b>10</b> <b>XD</b> BANPU Bt0.18 BDMS Bt0.35 HMPRO Bt0.18 SSPF Bt0.1655 TIPH Bt0.5 TISCO Bt2 TISCO-P Bt2 <b>PD</b> M Bt0.5 MCS Bt0.2 MEGA Bt0.8 NNCL Bt0.05 SABINA Bt0.69 SFLEX Bt0.06 SNP Bt0.1 SUPEREIF Bt0.20996 SYNEX Bt0.1 TOM Bt0.45 WINNER Bt0.06 XO Bt1.7	<b>11</b> <b>XD</b> BAY Bt0.4 EASTW Bt0.01 KBANK Bt1.5 SUSCO Bt0.08 TPIPL Bt0.02 TPIPP Bt0.09 <b>XE</b> TRITN-W6 1 : 1 @Bt0.25 <b>PD</b> AH Bt0.3 BIS Bt0.05 BRRGIF Bt0.13058 CK Bt0.15 CPNREIT Bt0.0399 CPW Bt0.04 FORTH Bt0.15 HUMAN Bt0.12 KCE Bt0.6 MOONG Bt0.06 NAT Bt0.22 PCSGH Bt0.1 PIMO Bt0.02 PLT Bt0.01 SIRI Bt0.07 SPRC Bt0.25 STP Bt0.25 TKN Bt0.3	<b>12</b> <b>XD</b> BPP Bt0.3 NVD80X Bt- <b>TOP Bt1.2</b> TTW Bt0.3 PD 2S Bt0.07 AIMCG Bt0.09 AIMRT Bt0.1433 ASP Bt0.07 AYUD Bt0.9 BCH Bt0.12 BJC Bt0.15 CCET Bt0.07 FTE Bt0.04 GVREIT Bt0.1963 IVL Bt0.175 JSP Bt0.0316 KAMART Bt0.1 KTBSTMR Bt0.1741 LHOTEL Bt0.31 LHPF Bt0.07 LHSC Bt0.181 LPH Bt0.03 POLY Bt0.2 SINGTEL80 Bt0.19727 SKR Bt0.09 SPALI Bt0.6 THIP Bt0.65	<b>13</b> <b>XD</b> EGCO Bt3.25 KO80X Bt- <b>PD</b> AMATA Bt0.25 AMATAR Bt0.16 APO Bt0.15 BCPG Bt0.1 BLC Bt0.06 BTC Bt0.01 CHG Bt0.02 CPF Bt0.45 CPTGF Bt0.1555 DRT Bt0.26 EGATIF Bt0.1056 EKH Bt0.28 FUTUREPF Bt0.15358 GFC Bt0.1 HTECH Bt0.075 IMPACT Bt0.22 JUBILE Bt0.19 KBSPIF Bt0.235 KISS Bt0.1 KLINIQ Bt0.65 LALIN Bt0.165 OSP Bt0.3 PSH Bt0.15 PTT Bt0.8 SECURE Bt0.2 SPCG Bt0.5 SSTRT Bt0.2 TFFIF Bt0.1102 TKS Bt0.12 TOA Bt0.33 TOG Bt0.2 TTLPF Bt0.54
<b>16</b> <b>PD</b> PROSPECT Bt0.215 STEG19 Bt- VENTURE19 Bt-	<b>17</b> <b>PD</b> BCP Bt0.6 BKKCP Bt0.16 BSRC Bt0.08 MIPF Bt0.33 PB Bt0.89 TPCB Bt0.23	<b>18</b> <b>PD</b> MINT Bt0.25 TIF1 Bt0.135	<b>19</b> <b>PD</b> ALLY Bt0.133 BA Bt0.6 KKP Bt1.25 LUXF Bt0.54 OR Bt0.27	<b>20</b> <b>PD</b> BBL Bt2 GAHREIT Bt0.32 GROREIT Bt0.28 HTC Bt0.48 LANNA Bt1.1 MJLF Bt0.13 MST Bt0.38 ONEE Bt0.08 RATCH Bt0.8 TPIPP Bt0.09

**Disclaimer**

The information in this report has been obtained from sources believed to be reliable. However, its accuracy or completeness is not guaranteed. Any opinions expressed herein reflect our judgment at this date and are subject to change without notice. This report is for information only. It is not to be construed as an offer, or solicitation of an offer to sell or buy any securities. We accept no liability for any loss arising from the use of this document. We or our associates may have an interest in the companies mentioned therein.

InnovestX Securities Company Limited (“INVX”) is wholly owned by SCB X Public Company Limited (“SCBX”) and The Siam Commercial Bank Public Company Limited (“SCB”) is majority-owned by SCBX. Any information related to SCB is for sector comparison purpose.

This document is prepared by InnovestX Securities Company Limited (“INVX”) which is wholly owned by SCB X Public Company Limited (“SCBX”). The Siam Commercial Bank Public Company Limited, which is majority-owned by SCBX, acts as financial advisor of the LH Hotel Leasehold Real Estate Investment Trust. Any opinions, news, research, analyses, prices, statements, forecasts, projections and/or other information contained in this document (the “Information”) is provided as general information purposes only and shall not be construed as individualized recommendation of an offer to buy or sell or the solicitation of an offer to buy or sell any securities. INVX and/or its directors, officers and employees shall not be liable for any direct, indirect, incidental, special or consequential loss or damage, resulting from the use of or reliance on the Information, including without limitation to, damages for loss of profits. The investors shall use the Information in association with other information and opinion, including their own judgment in making investment decision. The Information is obtained from sources believed to be reliable, and INVX cannot guarantee the accuracy, completeness and/or correctness of the Information.

INVX reserves the right to modify the Information from time to time without notice and in its sole discretion. This document is delivered to intended recipient(s) only and is not permitted to reproduce, retransmit, disseminate, sell, distribute, republish, circulate or commercially exploit the Information in any manner without the prior written consent of INVX.

Futures and Options trading carry a high level of risk with the potential for substantial losses, and are not suitable for all persons. Before deciding to trade Futures and Options, you should carefully consider your financial position, investment objectives, level of experience, and risk appetite if Futures and Options trading are appropriate. The possibility exists that you could sustain a loss of some or all of your initial investment. You should be aware of all the risks associated with Futures and Options trading, and you are advised to rely on your own judgment while making investment decision and/or should seek advice from professional investment advisor if you have any doubts.

This document is delivered to intended recipient(s) only and is not permitted to reproduce, retransmit, disseminate, sell, distribute, republish, circulate or commercially exploit the Information in any manner without the prior written consent of INVX.

© Copyright 2022 InnovestX Securities Co., Ltd. All right reserved.

