



Market today

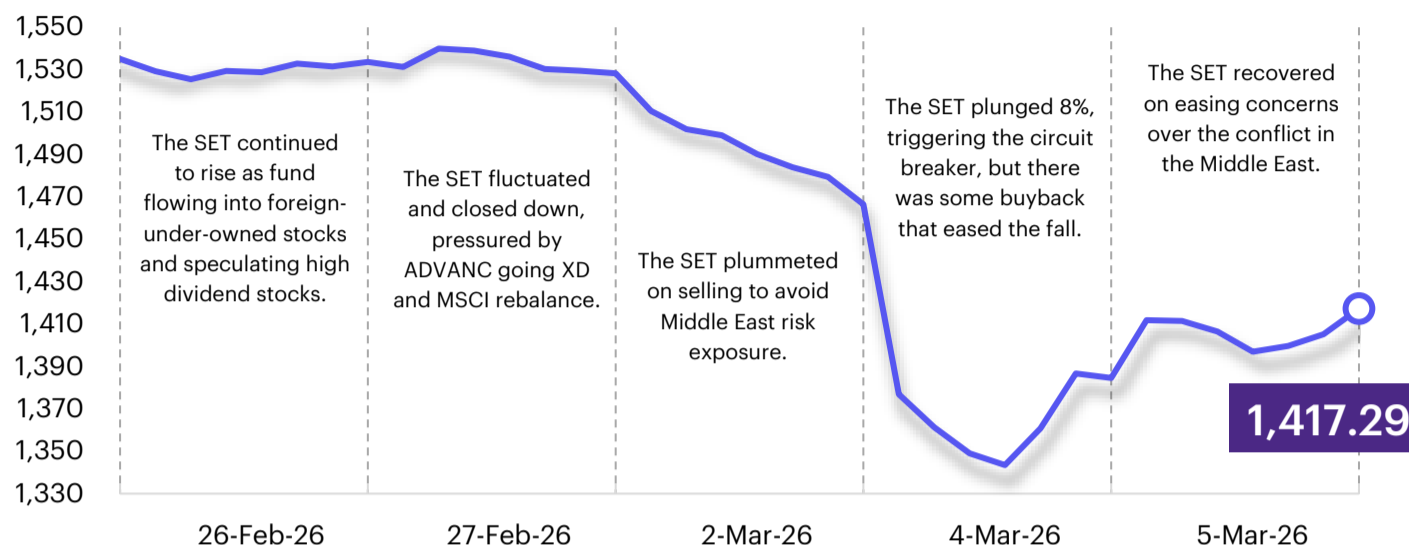
Support - Resistance: 1385/1370 – 1430/1440

Tension returns

The SET is expected to fluctuate and consolidate as foreign investors turn to net sellers. Tensions in the Middle East remain high following Iranian attacks on tankers in the Strait of Hormuz, driving oil prices up. While this supports upstream energy stocks, rising inflation concerns are expected to weigh on overall sentiment. Key focus today is the U.S. Nonfarm Payrolls (NFP) for February. Technically, the index faces strong resistance; failure to break through may lead to a pullback toward support.

Today's highlights

- Iranian media reported an attack on an oil tanker in the Strait of Hormuz, consistent with reports from the UK Royal Navy. The incident occurred just two days after Trump vowed to provide naval escorts in the area, causing Brent crude to rise 2% to US\$82/bbl amid renewed supply fears.
- The Chinese government announced a 2026 GDP growth target of 4.5–5.0%, its first target reduction since 2023 and the lowest since 1991. Notably, the fiscal deficit target was set at a record 4% of GDP, signaling a shift toward aggressive fiscal stimulus to bolster domestic demand as growth momentum slows.
- Beijing has ordered its major refiners to temporarily suspend gasoline and diesel exports to prioritize domestic energy security during the Middle East crisis. While this reduces regional supply and supports refinery margins—benefiting BCP due to its low reliance on Middle Eastern crude—a prolonged disruption in crude logistics would eventually pressure the entire refining sector.
- The Ministry of Commerce reported that February 2026 headline inflation (CPI) contracted by 0.88% YoY, more steeply than expected and the 11th month of contraction. Core inflation slowed to 0.56% YoY, reflecting weak price pressures. This data supports a continued accommodative monetary policy to prevent deflationary risks.
- The Energy Minister approved the urgent procurement of 3 additional spot LNG cargoes for March and April to ensure power stability. Contingency measures include increasing mandatory fuel reserves to 3%, raising biodiesel blends to B7–B10, and a three-tier plan to manage diesel prices via the Oil Fund and excise tax reductions if global prices spike further.



Trading today

In the short term the SET will be in risk-off mode in the face the war in the Middle East. For investors who are able to handle risk and want to speculate, we recommend "adjust for hedging" and speculate on themes benefiting from the situation:

- Upstream energy sector – PTTEP, PTT and BCP to hedge against oil price, which is expected to rise and stay high.
- Maritime sector – PSL, TTA, RCL and PRM, which are expected to see positive sentiment from higher freight rate if routes are changed to pass the Cape of Good Hope to bypass the Strait of Hormuz, lengthening transit time and leaving fewer ships available.
- Defensive stocks with high pricing power if price falls below intrinsic value or the index falls to supports at 1480/1460 – ADVANC, TRUE, BEM and CHG.
- Offshore stocks that benefit from the situation: Defense sector - RTX.US, LHX.US and LMT.US; mutual funds – DAOL-DEFENSE; and ETF – Global X Defense Tech ETF (SHLD).
- Gold mutual fund and ETF – K-GOLD-A(A) and SPDR Gold MiniShares Trust (GLDM)

Recommend avoid or reduce exposure in: 1) stocks whose cost will rise in tandem with oil price – Petrochemicals, Airlines, Automotive, Utilities (SPP) and Electronic Components; 2) stocks who derive revenue from the Middle East – Tourism and high-end Healthcare; and 3) stocks with high foreign debt, affected by baht weakening – Airlines.

Recommend investors closely monitor the situation. If the war is prolonged, prepare to reduce investment exposure and hold cash (cash is king) as the SET may fall by 5-10%, going by data from periods of prolonged war. However, if the situation starts to ease, be cautious of sell on fact in stocks in Energy and Shipping that had risen earlier. Speculation must be highly disciplined.

Strategy today

Global risk assets are under high pressure and volatility from the Middle East conflict, triggering a "flight to safety" into gold, silver, and the USD, while bond yields fall on recession fears. INX views the situation as likely to be prolonged but contained, generating a risk-off phase for the SET due to high energy cost concerns. Historically, such events lead to a short-term drop of 50-75 points (3-5%). Key factors to watch in the next 72 hours are: 1) whether the Strait of Hormuz faces a prolonged blockade, and 2) the level of intervention by China and Russia. Strategy: "rebalance for hedging and speculate on stocks benefiting from the crisis."

Daily Top Picks

PTTEP: Short-term catalyst from rising oil prices following Iran's claim of a missile attack on a US oil tanker in the northern Persian Gulf. This event, occurring just two days after Trump's announcement of US naval escorts for the Strait of Hormuz, has reignited severe supply disruption fears. PTTEP remains a primary hedge asset for portfolios during this heightened geopolitical volatility. Short-term TP is Bt146.

KKP: Short-term catalyst from the last 2025 DPS of Bt4.20, offering a high yield of 5.8%. This makes it an ideal defensive "parking" asset for cash flow while monitoring the global situation. For 2026, KKP targets a return to loan growth of 3% (driven by high-quality corporate loans) and projects net profit growth of 4%. Short-term TP is Bt75.00.



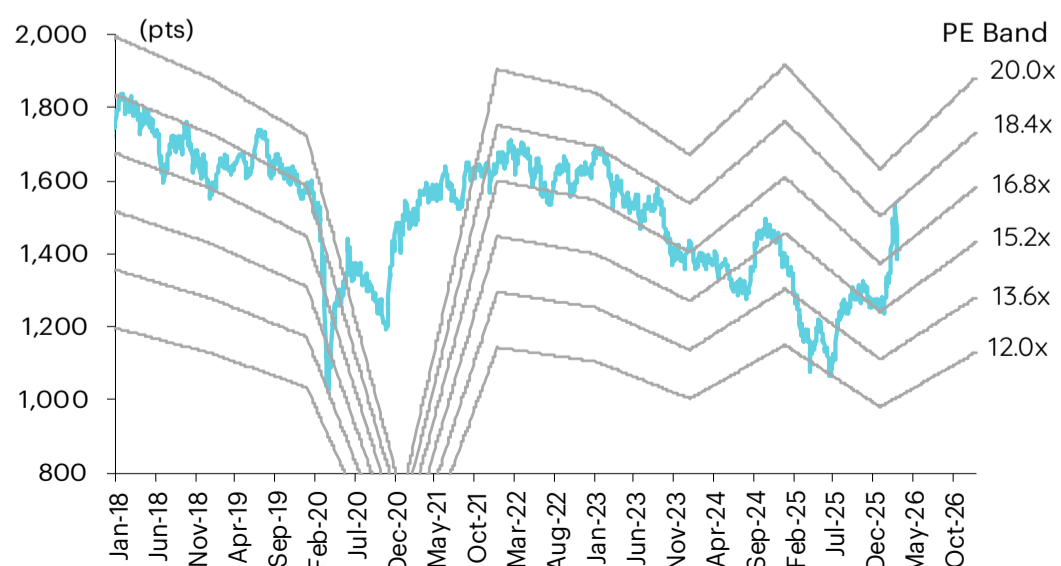
Today's reports

SIRI – 4Q25: Strong net profit both YoY and QoQ

What to watch

Date	Event
2 Mar	Economic release: JP – S&P Global Manufacturing PMI Feb (final) CN – RatingDog Manufacturing PMI Feb TH – Business Sentiment Index Feb EU – HCOB Manufacturing PMI Feb (final) US – S&P Global Manufacturing PMI Feb (final), ISM Manufacturing Feb, Construction Spending Jan, Retail Sales Jan
3 Mar	Economic release: EU – CPI Feb (preliminary)
4 Mar	Economic release: JP – S&P Global Services PMI Feb (final), Composite PMI Feb (final) CN – Official Manufacturing PMI Feb, Official Non-Manufacturing PMI Feb, RatingDog Composite PMI Feb, RatingDog Services PMI Feb EU – HCOB Services PMI Feb (final), HCOB Composite PMI Feb (final), PPI Jan, Unemployment Rate Jan US – MBA Mortgage Applications, ADP Employment Change Feb, S&P Global Services PMI Feb (final), Composite PMI Feb (final), ISM Services Feb
5 Mar	Economic release: TH – CPI Feb, Core CPI Feb EU – Retail Sales Jan US – Import Price Index Jan, Initial Jobless Claims, Continuing Claims
6 Mar	Economic release: EU – GDP 4Q (third estimate) US – Nonfarm Payrolls Feb, Unemployment Rate Feb, Underemployment Rate Feb

SET Index movement



SET Index series

Index	5 Mar (pts)	Chg (pts)	Chg (%)	Value (Btmn)
SET	1,417.29	32.68	2.36	106,582.21
SET50	943.60	18.09	1.95	87,925.54
SET100	2,015.28	40.24	2.04	97,312.71
sSET	584.76	8.55	1.48	2,044.18
SETCLMV	639.47	5.41	0.85	61,368.99
SETHD	1,295.96	11.36	0.88	37,090.85
SETESG	854.17	10.16	1.20	82,650.43
SETWB	581.72	7.39	1.29	19,492.95
mai	216.12	3.54	1.67	370.51

Trading summary by investor type

(Btmn)	5 Mar	WTD	MTD	YTD
Foreign				
Net	(7,208)	(6,841)	(6,842)	51,985
Breakdown (%)	54.90	49.07	49.07	52.15
Institution				
Net	2,247	(9,172)	(9,172)	(54,244)
Breakdown (%)	8.14	8.45	8.45	9.38
PropTrade				
Net	(809)	(11,998)	(11,998)	4,615
Breakdown (%)	6.94	7.78	7.78	6.78
Individual				
Net	5,770	28,011	28,011	(2,356)
Breakdown (%)	30.01	34.70	34.70	31.69

S50 futures trading by foreign investors

(Contract)	5-Mar	WTD	MTD	YTD
Foreign	(6,697)	(57,686)	(57,686)	7,275
Institution	15,169	47,189	47,189	(8,369)
Customer	(8,472)	10,497	10,497	1,094

Bond trading by foreign investors

(Btmn)	5-Mar	WTD	MTD	YTD
Buy	3,435	15,948	15,948	253,713
Sell	2,942	31,577	31,577	210,814
Net	492	(15,629)	(15,629)	42,899



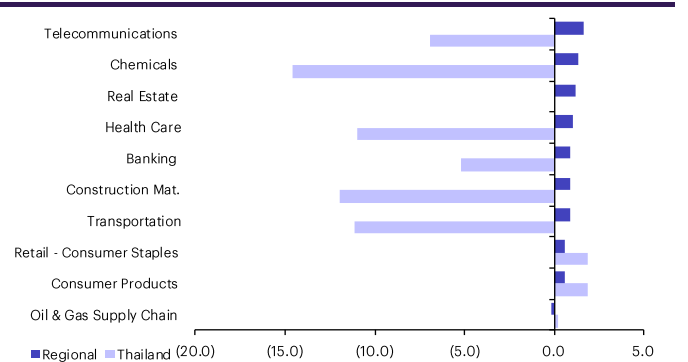
Market update

Global market movement

	5-Mar	Index	Chg (pts)	Performance (%)				PE (x)		EPS gth (%)		PBV (x)		ROE (%)	
				1D	WTD	MTD	YTD	26F	27F	26F	27F	26F	27F	26F	27F
S&P 500		6,831	(38.79)	(0.6)	(0.7)	(0.7)	(0.2)	21.7	18.9	16.8	14.9	4.1	16.8	20.4	14.7
Euro Stoxx 600		605	(7.88)	(1.3)	(4.6)	(4.6)	2.1	15.5	14.0	9.1	10.6	0.7	12.4	5.0	5.3
Nikkei 225		55,278	1,032.52	1.9	(6.1)	(6.1)	9.8	22.7	21.0	9.6	8.1	2.4	19.4	11.5	10.4
Hang Seng		25,321	71.86	0.3	(4.9)	(4.9)	(1.2)	12.1	11.0	(2.3)	9.6	1.2	9.8	10.7	11.2
MSCI Asia x J		948	0.00	0.0	(9.3)	(9.3)	3.8	17.2	13.0	2.1	32.5	1.9	11.1	14.6	15.0
Philippines		6,381	72.69	1.2	(3.5)	(3.5)	5.4	10.1	9.8	1.3	3.5	1.3	8.9	12.8	12.9
Indonesia		7,711	133.47	1.8	(6.4)	(6.4)	(10.8)	15.1	12.3	27.6	23.3	1.7	10.8	13.4	13.9
Malaysia		1,713	14.98	0.9	(0.2)	(0.2)	2.0	15.1	14.1	9.3	6.7	1.4	13.5	10.2	10.6
Thailand		1,417	32.68	2.4	(7.3)	(7.3)	12.5	15.1	13.9	15.1	8.1	1.3	13.1	9.6	10.0
Asean 4 - simple avg.				1.5	(4.3)	(4.3)	2.3	13.8	12.5	13.3	10.4	1.4	11.6	11.5	11.8
China		4,109	26.09	0.6	(1.3)	(1.3)	3.5	15.9	14.1	16.9	12.3	1.4	12.6	10.1	10.4
India		80,016	899.71	1.1	(1.6)	(1.6)	(6.1)	19.7	17.0	1.8	15.9	2.6	14.5	15.3	17.4
Singapore		4,847	33.81	0.7	(3.0)	(3.0)	4.3	14.8	13.8	3.8	7.0	1.5	12.9	11.0	11.1
Taiwan		33,673	844.06	2.6	(4.9)	(4.9)	16.3	18.2	15.2	48.1	19.7	3.2	14.1	20.5	27.0
Korea		5,584	490.36	9.6	(10.6)	(10.6)	32.5	9.3	7.9	141.6	18.1	1.4	7.4	17.1	15.5
Others				2.9	(4.3)	(4.3)	10.1	15.6	13.6	42.4	14.6	2.0	12.3	14.8	16.3

Regional sector movement

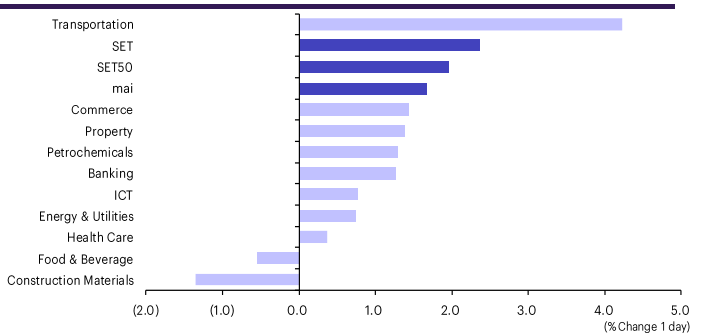
	Price performance (%) *			
	5-Mar	WoW	MoM	YTD
Banking	0.91	(4.69)	0.38	1.34
Chemicals	1.34	(4.99)	(0.30)	3.13
Construction Mat.	0.87	(5.23)	(1.32)	(0.26)
Consumer Products	0.60	(5.72)	(6.10)	(3.29)
Health Care	1.06	(5.02)	(2.55)	(2.60)
Oil & Gas Supply Chain	(0.16)	3.98	13.98	19.39
Real Estate	1.21	(3.25)	(1.79)	(2.92)
Retail - Consumer Staples	0.60	(5.72)	(6.10)	(3.29)
Telecommunications	1.62	(5.27)	(3.89)	(0.99)
Transportation	0.84	(4.53)	(2.28)	(2.60)



* Regional sector price performances (%) are based on US\$ and Thai sector price performances (%) are based on baht

Thailand sector movement

	Price performance (%)			
	5-Mar	WoW	MTD	YTD
Banking	1.26	(3.78)	6.82	4.65
Commerce	1.43	(8.56)	3.89	5.68
Construction Materials	(1.35)	(13.28)	(6.02)	2.09
Energy & Utilities	0.74	(6.90)	7.07	14.53
Food & Beverage	(0.54)	(9.48)	(3.69)	(3.52)
Health Care	0.37	(10.16)	(0.70)	2.62
ICT	0.76	(9.54)	6.34	14.48
Petrochemicals	1.29	(12.14)	(4.28)	15.13
Property	1.39	(7.48)	6.60	9.82
Transportation	4.22	(7.57)	(0.96)	(2.90)
SET	2.36	(7.59)	6.92	12.51
SET50	1.95	(8.03)	6.90	12.92
MAI	1.67	(6.74)	3.26	(0.43)



10 Most active stocks by value

Stock	Price (Bt)	Value (Btmn)	Chg (%)
DELTA	258.00	8,193.61	7.95
KBANK	190.00	7,623.85	0.00
GULF	56.50	6,250.75	4.63
PTT	34.00	6,149.17	(3.55)
TRUE	13.60	5,006.76	2.26
BBL	168.00	4,674.66	(0.30)
AOT	51.00	3,727.58	5.15
PTTEP	140.00	3,636.89	1.82
KTB	33.75	3,567.50	3.05
ADVANC	360.00	3,518.96	0.00

Top 10 gainers

Stock	Price (Bt)	Value (Btmn)	Chg (%)
MCOT	6.70	29.62	20.72
PRIME	0.06	0.00	20.00
FMT	23.80	0.12	16.10
TKT	0.69	0.05	15.00
MONO	0.96	25.56	14.29
VPO	0.46	1.60	12.20
FSX	1.19	0.38	11.21
CSP	0.40	0.02	11.11
TRC	0.41	0.85	10.81
RABBIT	0.31	8.35	10.71

Top 10 losers

Stock	Price (Bt)	Value (Btmn)	Chg (%)
FNS	0.60	0.37	(25.93)
BROCK	1.46	0.02	(16.09)
BKD	1.09	0.39	(12.80)
AOT-F	50.50	0.01	(8.18)
SAT	14.60	47.41	(8.18)
M-PAT	1.30	0.01	(7.14)
INGRS	0.26	0.05	(7.14)
BIG	0.28	1.54	(6.67)
MATCH	0.89	0.00	(6.32)
PRECHA	0.47	0.00	(6.00)

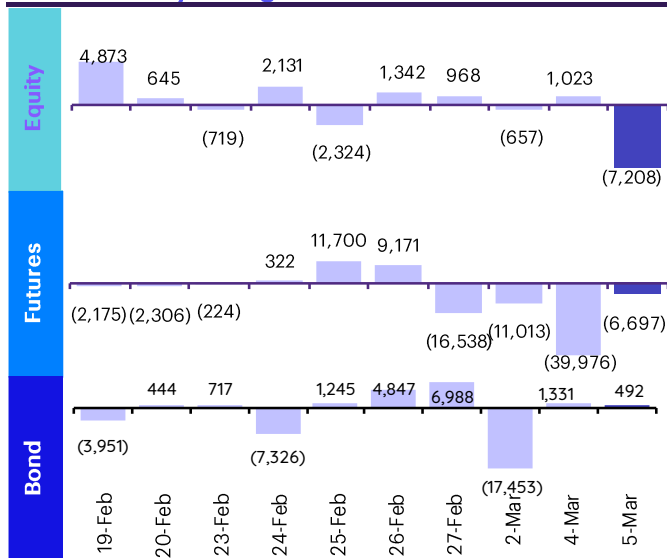


Fund flow monitor

Regional foreign fund flows to equity

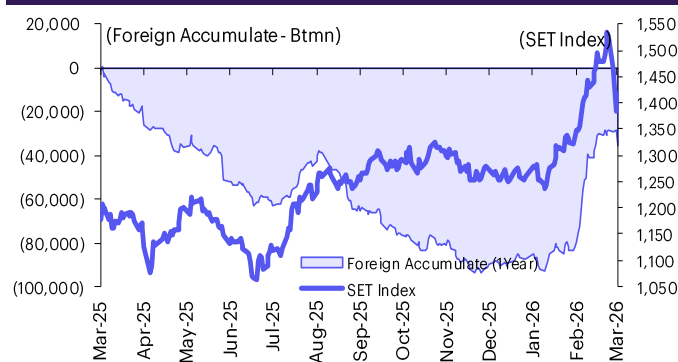
(US\$ Mn)	Thailand	Indonesia	Philippines	Malaysia	Vietnam	India	Taiwan	South Korea	Japan
Daily									
5-Mar-26	(227)	(12)	(3)		(119)		(1,584)	464	
4-Mar-26	32	(7)	(22)	(57)	(57)	(988)	(2,727)	957	
3-Mar-26		204	27	3	(30)		(2,970)	(3,067)	
2-Mar-26	(21)	(37)	(13)	69	28	(327)	(599)		
27-Feb-26	31	(41)	16	(28)	8	(601)		(4,856)	6,241
Weekly									
WTD	(215)	147	(12)	16	(178)	(1,314)	(7,881)	(1,645)	0
27-Feb-26	45	292	88	(40)	(183)	54	4,837	(7,693)	6,241
20-Feb-26	354	123	11	(17)	0	340	0	(715)	2,592
13-Feb-26	1,013	(326)	23	96	114	216	6,467	2,221	9,327
6-Feb-26	332	(68)	23	4	(235)	1,078	(3,306)	(7,502)	3,455
Monthly									
MTD	(215)	147	(12)	16	(178)	(1,314)	(7,881)	(1,645)	0
Feb-26	1,743	21	144	43	(304)	1,688	7,999	(13,690)	21,615
Jan-26	141	(589)	226	259	(211)	(3,260)	1,809	443	18,856
Dec-25	191	732	(210)	(502)	80	(2,633)	(1,599)	1,849	(3,814)
YTD	1,668	(421)	358	318	(693)	(2,886)	1,927	(14,891)	40,470

Thailand daily foreign net flows

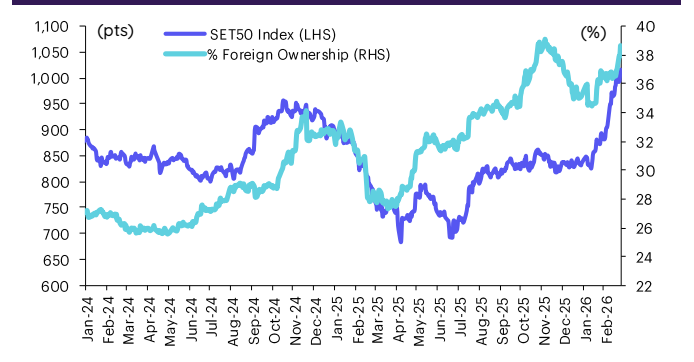


	Equity (Btmn)	SET50 futures (Contract)	Bond (Btmn)*
Daily			
5-Mar-26	(7,208)	(6,697)	492
Weekly			
WTD	(6,841)	(57,686)	(10,743)
27-Feb-26	1,399	4,431	920
20-Feb-26	11,041	7,800	1,502
13-Feb-26	31,513	(28,099)	(5,297)
6-Feb-26	10,518	12,245	2,191
Monthly			
MTD	(6,841)	(57,686)	(10,743)
Feb-26	54,471	(3,623)	(684)
Jan-26	4,355	68,584	11,946
Dec-25	6,053	(7,644)	(1,187)
Quarterly			
QTD	(10,823)	50,038	8,551
3Q25	(17,544)	(70,021)	(11,458)
2Q25	(38,826)	51,680	7,157
1Q25	(39,867)	53,745	7,841
4Q24	(52,370)	(30,641)	(5,501)
YTD	51,985	7,275	518
2025	(107,060)	85,442	12,090
2024	(147,940)	73,696	11,649

Foreign net flow and SET movement



SET50 and its foreign ownership (excluding NVDR)



Foreign buy/sell activity monitor

Most foreign holding value change

	Fgn hld (%)	Δ Fgn (M.shares)	Buy* (Btmn)
CPALL	25.58	31.22	1,530
TRUE	48.26	82.03	1,116
PTTEP	8.45	7.52	1,053
SCB	15.36	5.29	767
AOT	6.51	8.53	435
GULF	40.83	7.33	414
DELTA	92.39	1.13	291
CPN	19.60	4.33	281
TOP	12.16	2.40	120
BANPU	9.10	17.13	106

Top-5 NVDR net buy/sell

	Fgn hld (%)	Δ Fgn (M.shares)	Sell* (Btmn)	Buy* (Btmn)	Sell* (Btmn)
BH	32.49	(2.61)	(461)	1282	TRUE (953)
KBANK	39.39	(2.38)	(452)	564	PTTEP (908)
ADVANC	38.71	(0.99)	(356)	270	BANPU (762)
BBL	27.11	(1.46)	(245)	214	HANA (650)
KTB	14.02	(5.27)	(178)	101	ADVANC (524)
MINT	32.36	(3.08)	(67)	93	AMATA (378)
AMATA	9.46	(2.85)	(53)	50	RCL (349)
TTB	29.56	(19.03)	(42)	28	TFG (348)
CPF	24.25	(2.09)	(40)	26	THAI (315)
OSP	19.41	(2.68)	(40)	25	SPRC (301)

* InnovestX Research estimates

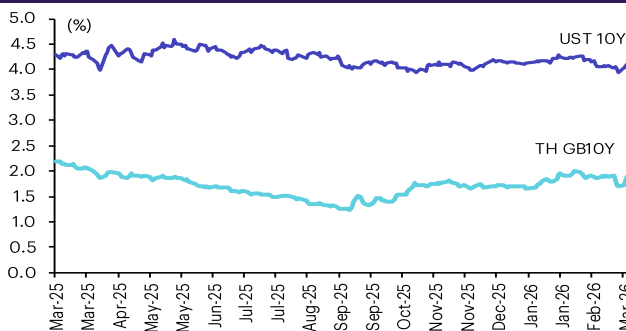


Multi-asset price update

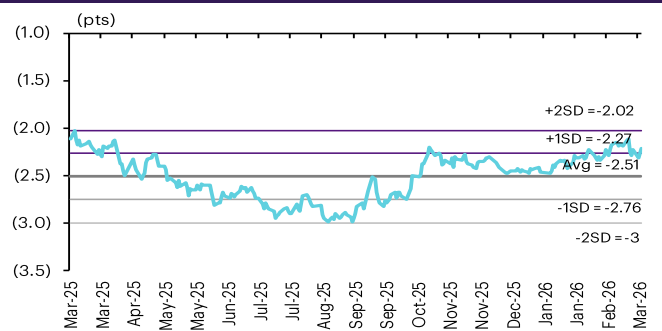
Key indicator update

	Close	5-Mar	WoW	MoM	YoY	YTD
Financial market condition						
VIX Index	23.75	12.29	27.48	31.94	8.30	58.86
Europe CDS (bps)	58.55	2.28	4.71	7.76	5.01	8.01
LIBOR OIS Spread (bps)	1.22	0.28	-0.46	-0.15	67.14	-3.64
TED Spread (bps)	1.19	1.37	0.62	-0.08	64.00	-3.76
Exchange rate						
Dollar Index	99.05	0.23	1.28	1.69	-5.05	0.78
USD/THB	31.71	0.48	1.96	0.19	-5.52	0.61
EUR/USD	1.16	-0.20	-1.59	-1.75	7.57	-1.17
USD/JPY	157.57	0.35	0.97	1.18	5.89	0.81
Bond: (Change in basis points)						
TH Gov Bond 2Y	0.01	-1.60	7.86	-8.98	-79.66	-2.29
TH Gov Bond 10Y	0.02	-1.92	14.23	-8.65	-32.72	20.37
US Gov Bond 2Y	0.04	2.09	16.48	0.68	-46.55	11.98
US Gov Bond 10Y	0.04	1.93	14.56	-13.33	-18.24	-0.91
Commodities						
CRB Index	556.74	0.00	1.12	1.99	3.78	3.12
Gold (US\$/oz)	5084.63	-0.70	-1.86	2.90	74.20	17.75
Gross Refining Margin (US\$/bbl)	29.71	0.00	554.41	554.41	567.64	363.49
Dubai Crude (US\$/bbl)	89.31	10.11	30.69	-44.12	27.51	43.96
NYMEX Crude (US\$/bbl)	81.01	8.51	23.74	28.16	22.17	41.08
Baltic Dry Index (pts)	2138.00	-4.25	0.99	5.42	74.10	13.91

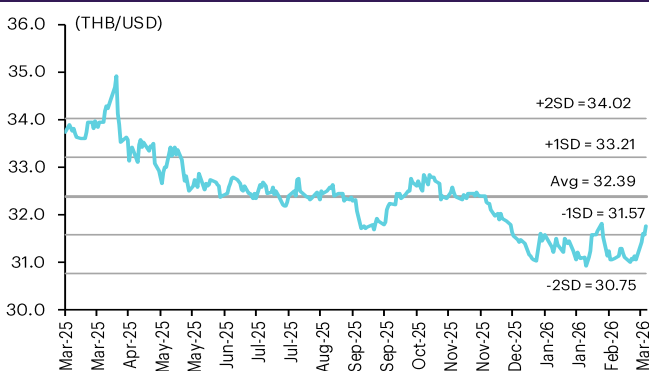
Thai and US 10-year government bond yield



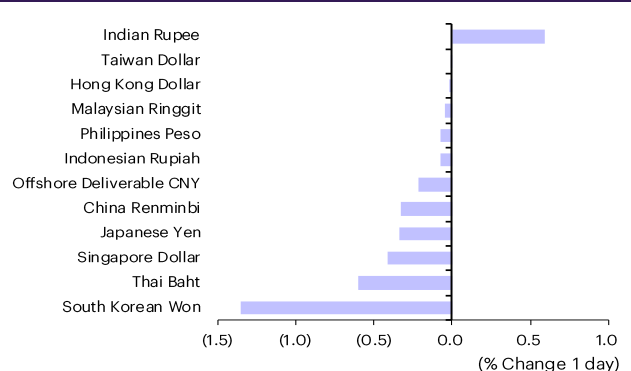
Thai and US 10-year government bond spread



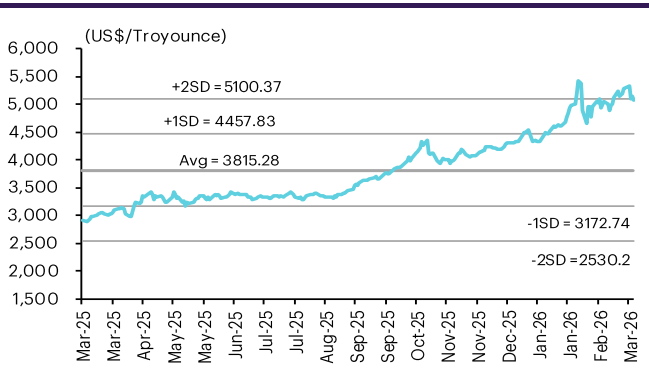
THB/USD exchange rate



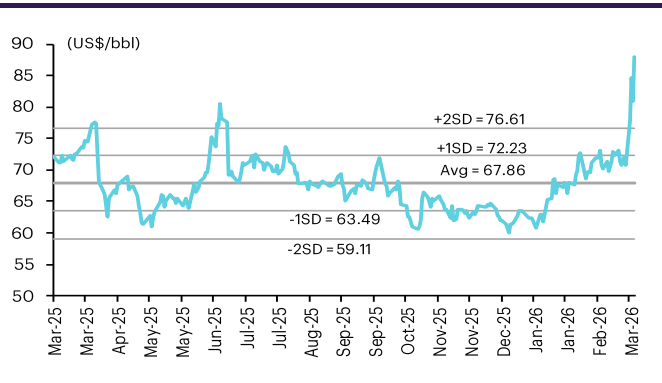
Regional foreign exchange rate spot return



Gold



Brent crude





Short sales as of March 5, 2026

	Volume (Shares)	Turnover (Bt)	Average price (Bt)	Short sale volume comparing with main board
GLOBAL	3,607,500	24,427,185	6.77	25.92
CPF	10,804,700	205,847,330	19.05	18.78
GFPT	525,500	4,701,910	8.95	18.07
MTC	3,291,200	106,640,275	32.40	17.03
CHG	4,092,800	6,069,792	1.48	17.00
CN23	1	6	5.60	16.67
M	675,800	12,885,380	19.07	15.15
TU	3,616,100	38,817,580	10.73	14.73
PTTGC	5,872,900	141,425,760	24.08	14.44
LH	13,091,100	48,783,296	3.73	14.35
BCPG	1,294,100	9,079,065	7.02	14.07
FUEVFN01	63,157	2,968,379	47.00	13.65
BTS	14,700,000	30,558,914	2.08	13.63
CBG	1,130,100	41,785,850	36.98	12.83
MINT	7,355,700	156,942,110	21.34	12.60
TASCO	418,300	5,338,060	12.76	12.50
BCP	1,064,300	37,583,500	35.31	12.03
SPALI	971,600	16,613,050	17.10	11.55
HMPRO	9,750,400	63,368,120	6.50	10.21
IRPC	8,268,100	9,815,056	1.19	10.10
STA	1,089,100	13,950,920	12.81	10.09
DOHOME	2,955,300	9,875,434	3.34	10.08
BCH	1,552,500	15,116,270	9.74	9.72
AOT	7,368,400	370,216,025	50.24	9.67
AP	2,263,500	19,193,835	8.48	9.07
CCET	5,606,500	25,426,212	4.54	9.05
ITC	950,700	14,184,100	14.92	8.71
MEGA	120,200	4,138,400	34.43	8.45
BJC	1,499,600	20,569,750	13.72	8.05
CPALL	4,087,000	199,339,675	48.77	7.61
SCC	572,300	107,869,600	188.48	7.22
PR9	455,200	7,803,940	17.14	6.75
JTS	139,500	8,419,825	60.36	6.46
PTG	1,053,400	9,040,825	8.58	6.25
WHA	12,927,100	52,765,204	4.08	6.25
CRC	1,613,600	29,640,190	18.37	6.21
KCE	1,222,400	20,692,630	16.93	6.14
TTW	175,400	1,648,760	9.40	6.09
TIDLOR	1,562,600	28,043,450	17.95	6.06
COM7	1,373,800	31,295,760	22.78	6.02
BH	626,000	109,923,400	175.60	5.91
KTB	6,239,900	208,898,475	33.48	5.86
TFG	3,316,100	19,783,700	5.97	5.51
DELTA	1,683,700	433,893,800	257.70	5.12
AMATA	1,570,500	28,867,160	18.38	5.00
BAM	1,710,900	12,073,010	7.06	4.98
PTTEP	1,301,800	181,066,550	139.09	4.90
SCB	1,018,100	147,058,900	144.44	4.86
STGT	315,800	2,764,190	8.75	4.85
AAV	11,019,700	11,804,893	1.07	4.80
SGP	3,000	22,800	7.60	4.79
TISCO	224,200	25,225,350	112.51	4.79
BLA	76,800	1,516,130	19.74	4.73
KKP	272,700	19,950,950	73.16	4.58
CENTEL	367,800	12,825,375	34.87	4.56
SAWAD	836,700	21,155,960	25.29	4.12
AWC	5,297,800	10,954,930	2.07	4.05
IVL	1,661,600	31,277,410	18.82	3.75
JMT	957,100	8,564,155	8.95	3.70
EA	2,783,100	7,342,472	2.64	3.56
JMART	426,000	2,739,560	6.43	3.56
TOP	861,100	42,276,100	49.10	3.54
THANI	422,000	723,482	1.71	3.44
OSP	1,336,100	19,764,520	14.79	3.42
SCGP	732,900	13,069,710	17.83	3.34
OR	3,032,000	34,611,280	11.42	3.27
BANPU	13,681,400	83,467,545	6.10	3.22
BDMS	4,782,200	93,286,990	19.51	3.08
BEM	2,081,900	11,570,055	5.56	3.06
RATCH	216,300	6,319,825	29.22	2.89
VGI	4,854,600	4,802,887	0.99	2.74
EGCO	43,600	4,891,300	112.19	2.65



	Volume (Shares)	Turnover (Bt)	Average price (Bt)	Short sale volume comparing with main board
MBK	61,000	1,137,220	18.64	2.60
CK	361,600	5,845,010	16.16	2.55
TVO	42,100	1,009,730	23.98	2.52
GUNKUL	1,369,100	3,041,176	2.22	2.43
S	27,800	14,734	0.53	2.39
SIRI	2,140,500	3,160,368	1.48	2.31
TPIPP	65,400	121,656	1.86	2.17
ADVANC	210,200	75,142,100	357.48	2.13
TCAP	94,400	5,366,650	56.85	1.99
BA	357,700	5,226,070	14.61	1.89
MAJOR	43,400	340,485	7.85	1.85
KBANK	738,500	140,971,200	190.89	1.84
GPSC	527,900	18,110,375	34.31	1.83
BBL	499,100	84,157,100	168.62	1.80
SJWD	32,600	258,175	7.92	1.68
BGRIM	866,700	10,053,580	11.60	1.64
HANA	1,108,200	19,740,760	17.81	1.60
RCL	83,600	2,605,925	31.17	1.60
PSH	21,100	76,140	3.61	1.59
AH	2,800	41,000	14.64	1.58
SPRC	702,000	4,848,990	6.91	1.58
BEC	27,900	54,169	1.94	1.53
ERW	622,500	1,709,670	2.75	1.47
TLI	464,100	4,737,410	10.21	1.43
SISB	92,000	1,073,770	11.67	1.40
QH	329,800	451,826	1.37	1.29
TTB	6,270,300	13,948,760	2.22	1.27
ORI	96,200	173,408	1.80	1.26
TKN	75,800	306,894	4.05	1.25
SAT	37,800	553,190	14.63	1.17
GULF	1,290,000	72,740,650	56.39	1.16
TTA	62,500	307,200	4.92	1.10
AURA	37,200	504,630	13.57	1.09
LPN	6,900	10,770	1.56	0.91
STECON	527,500	6,504,010	12.33	0.88
TQM	17,800	232,160	13.04	0.81
SPCG	9,000	81,355	9.04	0.70
TRUE	2,455,400	32,878,560	13.39	0.66
PLANB	171,900	752,674	4.38	0.62
EPG	41,400	136,648	3.30	0.60
STPI	291,900	1,239,686	4.25	0.55
UNIQ	3,500	9,590	2.74	0.52
ICHI	58,100	811,010	13.96	0.51
JAS	188,800	209,322	1.11	0.38
THCOM	86,900	953,340	10.97	0.34
VNG	1,400	2,734	1.95	0.34
CPN	72,400	4,701,900	64.94	0.33
PTT	586,100	20,041,450	34.19	0.33
CKP	17,200	39,904	2.32	0.25
WHAUP	32,600	143,440	4.40	0.23
TOA	8,200	117,600	14.34	0.21
BAY	1,500	37,200	24.80	0.20
BPP	1,200	14,760	12.30	0.15
SABINA	1,000	16,200	16.20	0.10
AEONTS	300	26,925	89.75	0.03
BTG	1,300	27,950	21.50	0.02
SCCC	100	14,050	140.50	0.01

Source: SET, InnovestX Research



Director trade

Director trade as reported on March 5, 2026

Company	Name of Director	Product	Transaction date	Amount (Shares)	Average Price (Bt)	Amount (Bt)	Buy/Sell
ACC	Mrs SUPIN SIRIPOKE	Common Share	04-03-26	1,000,000	0.41	410,000	Purchase
ALT	Mrs PREEYAPORN TANGPAOSAK	Common Share	27-02-26	17,900	1.11	19,869	Purchase
ALT	Mrs PREEYAPORN TANGPAOSAK	Common Share	27-02-26	4,400	1.12	4,928	Purchase
ALT	Mrs PREEYAPORN TANGPAOSAK	Common Share	27-02-26	4,400	1.12	4,928	Purchase
ALT	Mrs PREEYAPORN TANGPAOSAK	Common Share	27-02-26	4,400	1.10	4,840	Purchase
ALT	Mrs PREEYAPORN TANGPAOSAK	Common Share	02-03-26	36	1.08	39	Purchase
ALT	Mrs PREEYAPORN TANGPAOSAK	Common Share	02-03-26	14,900	1.00	14,900	Purchase
ALT	Mrs PREEYAPORN TANGPAOSAK	Common Share	02-03-26	15,100	1.00	15,100	Purchase
ALT	Mrs PREEYAPORN TANGPAOSAK	Common Share	02-03-26	19,900	0.99	19,701	Purchase
ALT	Mrs PREEYAPORN TANGPAOSAK	Common Share	02-03-26	20,100	0.99	19,899	Purchase
ALT	Mrs PREEYAPORN TANGPAOSAK	Common Share	02-03-26	20,100	0.99	19,899	Purchase
ALT	Mrs PREEYAPORN TANGPAOSAK	Common Share	02-03-26	10,400	0.99	10,296	Purchase
AMR	Mr NATTHACHAI SIRIKO	Common Share	02-03-26	200	0.36	72	Purchase
ASW	Mr KROMCHET VIPANPONG	Common Share	05-03-26	110,000	7.67	843,700	Purchase
ATP30	Mr PIYA TECHAKUL	Common Share	02-03-26	17,000	0.91	15,470	Purchase
ATP30	Mr PIYA TECHAKUL	Common Share	04-03-26	33,000	0.86	28,380	Purchase
BCH	Miss PORNLUCK HARNPHANICH	Common Share	05-03-26	200,000	9.85	1,970,000	Purchase
BCH	Mr KANTAPORN HARNPHANICH	Common Share	04-03-26	600,000	9.60	5,760,000	Purchase
BIS	Mr PORAMASE KAMPAK	Common Share	02-03-26	68,800	1.99	136,912	Purchase
BIS	Mr PORAMASE KAMPAK	Common Share	04-03-26	43,800	1.93	84,534	Purchase
CPF	Mr PRASIT BOONDOUNGRASERT	Common Share	04-03-26	100,000	19.10	1,910,000	Purchase
DMT	Mr SOMBAT PANICHEWA	Common Share	02-03-26	24,000,000	11.50	276,000,000	Sale
DCC	Mr ROONGROJ SAENGSASTRA	Common Share	04-03-26	1,280,000	1.14	1,459,200	Purchase
EP	Mr YUTH CHINSUPAKUL	Common Share	04-03-26	6,800	1.17	7,956	Purchase
FM	Miss PHAKSARATH SIRAWISETSORN	Common Share	04-03-26	5,000	3.60	18,000	Purchase
FM	Mr SUMATE MASILEERUNGSR	Common Share	04-03-26	1,000	3.64	3,640	Purchase
FM	Mr SUMATE MASILEERUNGSR	Common Share	04-03-26	1,000	3.74	3,740	Sale
INSET	Mr VICHIEH JEARKJIRM	Common Share	04-03-26	50,000	2.38	119,000	Purchase
IMH	Mr SITTIVAT KAMKATWONG	Common Share	04-03-26	68,100	2.93	199,533	Purchase
JR	Mr JARUN WIWATJESADAWUT	Common Share	04-03-26	6,700	1.75	11,725	Purchase
JR	Mr TEERANONT WIWATJESADAWUT	Common Share	04-03-26	7,800	1.75	13,650	Purchase
JR	Mr TEERANONT WIWATJESADAWUT	Common Share	04-03-26	6,400	1.75	11,200	Purchase
KCG	Mr SONGTHAM PHIANPATTANAWIT	Common Share	04-03-26	25,000	9.27	231,750	Purchase
KCG	Mr SONGTHAM PHIANPATTANAWIT	Common Share	04-03-26	7,000	9.18	64,260	Purchase
LPH	Mr PRAMOTE POONAPANONT	Common Share	04-03-26	15,000	3.68	55,200	Purchase
LPH	Mr PRAMOTE POONAPANONT	Common Share	04-03-26	10,000	3.64	36,400	Purchase
LPH	Mr PRAMOTE POONAPANONT	Common Share	04-03-26	10,000	3.62	36,200	Purchase
LPH	Mr PRAMOTE POONAPANONT	Common Share	04-03-26	14,700	3.60	52,920	Purchase
MCS	Mr TINAKORN SEEDASOMBOON	Common Share	04-03-26	64,800	9.05	586,440	Sale
MCS	Mr TINAKORN SEEDASOMBOON	Common Share	04-03-26	221,600	9.00	1,994,400	Sale
MALEE	Mr CHAICHAT BOONYARAT	Common Share	04-03-26	963,900	4.41	4,250,799	Purchase
MITSB	Mr NITIPAT YONGSANGUANCHAI	Common Share	04-03-26	250,100	0.54	135,054	Purchase
MMM	Mr SURIYA WONGSITTHICHAIKUL	Common Share	04-03-26	235,000	2.66	625,100	Purchase
NVT	Mr PIYASIL CHANPOO	Common Share	04-03-26	2,400	22.86	54,864	Purchase
NV	Mrs YUPHIN CHANJUTHAMARD	Common Share	04-03-26	62,900	0.49	30,821	Purchase
NSL	Mr CHAIWUT JUMNONGSUTASATHIEN	Common Share	02-03-26	20,000	23.55	471,000	Purchase
NSL	Mr CHAIWUT JUMNONGSUTASATHIEN	Common Share	04-03-26	26,000	22.89	595,140	Purchase
PCC	Mr KITTI SUMRIT	Common Share	04-03-26	10,000	2.60	26,000	Purchase
PACO	Mr TANEST LERTKAJORNKITTI	Common Share	04-03-26	27,400	1.18	32,332	Purchase
RAM	Mr PRAMUK UNACHAK	Common Share	05-03-26	50,000	17.80	890,000	Sale
TITLE	Miss CHUTPATSON RUJIWONGSAKON	Common Share	04-03-26	100,000	7.90	790,000	Purchase
TITLE	Mr DARONG HUTAJUTA	Common Share	04-03-26	511,600	7.86	4,021,176	Purchase
TITLE	Mr KITJAPONG WATHISOONTHORN	Common Share	04-03-26	10,000	7.85	78,500	Purchase
SANKO	Mr RATTAWAT SUKSAICHOL	Common Share	05-03-26	50,000	0.85	42,500	Purchase
SKR	Mr SURIYAN KOJANROJ	Common Share	04-03-26	180,000	6.60	1,188,000	Purchase
SKIN	Mr SAHACHART KHAMNIN	Common Share	04-03-26	24,000	1.10	26,400	Sale
SPTX	Mr RASSAPOOM SUMAETHEIWIT	Common Share	27-02-26	20,000,000,000	0.01	200,000,000	Transfer
STA	Mr VITCHAPHOL SINCHAROENKUL	Common Share	04-03-26	400,000	12.62	5,048,000	Purchase
STA	Mr VITCHAPHOL SINCHAROENKUL	Common Share	04-03-26	600,000	12.52	7,512,000	Purchase
SUN	Mr ONGART KITTIKHUNCHAI	Common Share	04-03-26	127,600	2.61	333,036	Purchase
SYNTEC	Mr NAYOT PISANTANAKUL	Common Share	04-03-26	50,000	1.67	83,500	Purchase
SYNTEC	Mr NAYOT PISANTANAKUL	Common Share	04-03-26	50,000	1.64	82,000	Purchase
TMC	Mr PANOM RATANARAT	Common Share	04-03-26	100,000	0.65	65,000	Purchase
TMC	Mr WARIN PHADUNGSINTH	Common Share	04-03-26	8,300	0.66	5,478	Purchase
TMC	Mr. Nuttapong Panjawayan	Common Share	04-03-26	74,035	0.64	47,382	Purchase
TSE	Mr THANATIS THANINKULNIPAT	Common Share	27-02-26	500	0.45	225	Purchase
TTI	Mr KUMJORN CHUENCHOOCHIT	Common Share	04-03-26	300	25.00	7,500	Purchase
THMUI	Mrs SARINRATH LEELAPRACHAKUL	Common Share	02-03-26	40,000	0.32	12,800	Purchase
TASCO	Mr SOMCHIT SERTTHIN	Common Share	04-03-26	500,000	12.60	6,300,000	Purchase
TQM	Miss SOMPORN AMPAISUTTHIPONG	Common Share	04-03-26	10,000	12.50	125,000	Purchase
TSTE	Mr PRAPAS CHUTIMAVORAPHAND	Common Share	02-03-26	1,000	10.10	10,100	Purchase
TSTE	Mr PRAPAS CHUTIMAVORAPHAND	Common Share	04-03-26	1,000	10.10	10,100	Purchase
WHAIR	Mr KRAILUCK ASAWACHATROJ	Units	04-03-26	15,000	6.55	98,250	Purchase
WICE	Mr CHUDET KONGSOONTHORN	Common Share	04-03-26	350,000	2.46	861,000	Purchase
WFX	Miss CHALONGKWAN WONGSASUTHIKUL	Common Share	04-03-26	20,000	0.71	14,200	Purchase
WFX	Miss CHALONGKWAN WONGSASUTHIKUL	Common Share	04-03-26	63,700	0.72	45,864	Purchase
WFX	Miss CHALONGKWAN WONGSASUTHIKUL	Common Share	04-03-26	110,000	0.73	80,300	Purchase
				Total		46,697,122	Purchase
						279,500,980	Sale
						(232,803,858)	Net



Corporate calendar

March 2026				
Monday 2	Tuesday 3	Wednesday 4	Thursday 5	Friday 6
<p>XD BCP Bt.05 BONDAS19 Bt.0.0743 DRT Bt.0.14 GSUS06 Bt.0.01991 GULF Bt.3.25 HENG Bt.0.0262 I2 Bt.0.022 IRPC Bt.0.01 ITC Bt.0.45 ITNS Bt.0.167 JMT Bt.0.43 KSL Bt.0.04 LTMH Bt.0.15 NIKE80 Bt.0.00634 SPBOND80 Bt.0.02838 SPVI Bt.0.145 TEKA Bt.0.15 THANI Bt.0.11 TU Bt.0.35 USTR24 Bt.0.01</p> <p>XR STOWER 1 : 9.84645 @Bt.0.015</p> <p>PD AAPL19 Bt.0.0045 COSTCO19 Bt.0.0323 SPBOND80 Bt.0.021</p>	<p>Makha Bucha Day</p>	<p>XD AAI Bt.0.1318 AI Bt.0.1 AIE Bt.0.05 BBGI Bt.0.15 BCPG Bt.0.25 BRRGIF Bt.0.02417 GFPT Bt.0.2 GLAND Bt.0.03 IFS Bt.0.104 NCAP Bt.0.0411 NEMO6 Bt.0.00806 PHOL Bt.0.15 PICO Bt.0.05 PM Bt.0.43 PT Bt.0.5 PYPLO6 Bt.0.00864 TASCO Bt.0.2 TFG Bt.0.3 YONG Bt.0.03</p> <p>PD 3BBIF Bt.0.224123 BDX06 Bt.0.42875 SSTRT Bt.0.2</p> <p>Share listing HEALTH 125,000,000 Shares</p>	<p>XD AIMIRT Bt.0.205 ASIAN Bt.0.2475 BAREIT Bt.0.2 BKD Bt.0.1 CBG Bt.0.6 DMT Bt.0.22 DOHOME Bt.0.004444444 DOHOME 25 : 1 XD(ST) EXPE06 Bt.0.00592 KDH Bt.2.7 KIAT Bt.0.01 POLY Bt.0.3 PTT Bt.1.4 QCOMO6 Bt.0.01378 SAT Bt.1.2 SCCC Bt.7 SPRC Bt.0.3 SPRIME Bt.0.1 WHAIR Bt.0.1755 WHART Bt.0.1212</p> <p>Last trading day BIOTEC-W2</p> <p>Share listing TRC 180,000,000 Shares</p>	<p>XD ASIA Bt.0.05 ATLAS Bt.0.05 BAC03 Bt.0.014098 BKNG03 Bt.0.004321 BKNG80 Bt.0.00653 BLK06 Bt.0.01774 GAHREIT Bt.0.325 GROREIT Bt.0.28 LEO Bt.0.06 MIPF Bt.0.38 PEP80 Bt.0.00895 QHRRREIT Bt.0.18 SIS Bt.1.22 SISB Bt.0.51 TIF1 Bt.0.155 TIPCO Bt.0.1 UVAN Bt.0.85 VL Bt.0.015</p> <p>XR PLE 1 : 1 @Bt.0.20</p> <p>PD POPF Bt.0.215</p> <p>Share listing SIRI 36,690,000 Shares</p>
<p>9</p> <p>XD AMA Bt.0.2 ARIP Bt.0.02 BIZ Bt.0.5 BVG Bt.0.051 B-WORK Bt.0.183371 CPN Bt.2.4 CPW Bt.0.15 FUTURERT Bt.0.122869 GBX Bt.0.004 GFC Bt.0.1 GOOG80 Bt.0.0033 GOOGL01 Bt.0.0076 GOOGL03 Bt.0.002604 HYDROGEN Bt.0.13 ITTHI Bt.0.1 LST Bt.0.22 MEGA Bt.0.8 MSC Bt.0.35 SCL Bt.0.092 STECON Bt.0.55 TKN Bt.0.13 UNH19 Bt.0.0289 XO Bt.0.358</p> <p>XW ITTHI 4 : 1</p> <p>PD DIF Bt.0.2222 SIRIPRT Bt.0.08</p> <p>Decreased capital SMT</p>	<p>10</p> <p>XD BDMS Bt.0.65 BDX06 Bt.0.01084 BEM Bt.0.15 BGRIM Bt.0.232 BKIH Bt.6.25 BM Bt.0.05 BTG Bt.1.5 CME03 Bt.0.062508 COM7 Bt.1.1 CPT Bt.0.025 DREIT Bt.0.19 ERW Bt.0.07 INSET Bt.0.04 JCT Bt.4.8 JR Bt.0.055 KCC Bt.0.0831 KK Bt.0.015 MGC Bt.0.11 MST Bt.0.17 PAP Bt.0.08 PLAT Bt.0.02 PLT Bt.0.01 PTG Bt.0.35 RJH Bt.0.35 TMI Bt.0.01 TNL Bt.0.6 TRVUS06 Bt.0.01362 TTW Bt.0.3 UBE Bt.0.0153 UPOIC Bt.0.34 UTP Bt.0.3</p> <p>XW KUN 4 : 1</p> <p>PD AAPL80 Bt.0.00652 WHABT Bt.0.15</p>	<p>11</p> <p>XD A5 Bt.0.05 ADVICE Bt.0.185 ASP Bt.0.09 AXTRART Bt.0.2194 BA Bt.0.7 CK Bt.0.25 CPNREIT Bt.0.2794 CPR Bt.0.035 DCON Bt.0.00275 DTCENT Bt.0.0608 EURO Bt.0.25 FSMART Bt.0.2 FTI Bt.0.04 HFT Bt.0.27 HKEX23 Bt.0.033484 HL Bt.0.22 ICN Bt.0.09 IDG Bt.0.0735 ISSARA Bt.0.1625 KTBSTMR Bt.0.1513 LHHOTEL Bt.0.31 LHRREIT Bt.0.07 LHSC Bt.0.241 LOXLEY Bt.0.08 LPN Bt.0.05 MJLF Bt.0.18 NVD06 Bt.0.0002 NVD19 Bt.0.001 NVD80 Bt.0.00154 RCL Bt.1.5 SE Bt.0.026493 SEAOIL Bt.0.1 SGP Bt.0.1 SHR Bt.0.055 SRIPANWA Bt.0.2554 TK Bt.0.2 TNP Bt.0.055 TPIPL Bt.0.03 TPIPP Bt.0.07 UOBKH Bt.0.009 WICE Bt.0.14 WIIK Bt.0.055 WPH Bt.0.073 WPH 50 : 1 XD(ST) ZEN Bt.0.1</p> <p>XB CWT 3,150 : 1 CWT 1 : 1,350</p> <p>PD AAPL01 Bt.0.0049</p>	<p>12</p> <p>XD 2S Bt.0.12 AH Bt.0.48 APO Bt.0.05 AS Bt.0.1 BGC Bt.0.07 BJCHI Bt.0.0171 BOFFICE Bt.0.1468 CPH Bt.0.75 CTW Bt.0.08 MASTEC Bt.0.14 MTI Bt.0.81 NC Bt.0.01 NDR Bt.0.035 PEACE Bt.0.06 PMTA Bt.0.7 PRINC Bt.0.012 PSH Bt.0.09 PSP Bt.0.2 PTC Bt.0.01 QLT Bt.0.031 RATCH Bt.0.8 SCP Bt.1 SECURE Bt.1 SEI Bt.0.11 SFLEX Bt.0.05 STECH Bt.0.04 SUSCO Bt.0.03 SVOA Bt.0.08 THG Bt.0.14 TMD Bt.1.7 TQM Bt.0.6 TTI Bt.0.5 UEC Bt.0.03 VCOM Bt.0.23</p> <p>XR QTCG 1 : 4 @Bt.0.08</p> <p>XW BWG 6 : 1 TL 6 : 1</p> <p>PD AAPL03 Bt.0.002149 ASML01 Bt.0.0353 FTREIT Bt.0.1945 GVREIT Bt.0.1783 INETREIT Bt.0.0675 LUXF Bt.0.196 MC Bt.0.52</p>	<p>13</p> <p>XD ASIMAR Bt.0.12 BUI Bt.0.2 BUI 10 : 1 XD(ST) CEYE Bt.0.075 CMAN Bt.0.15 CPI Bt.0.27 CS Bt.2.25 CSC-P Bt.3.75 DOD Bt.0.05 EAST Bt.0.02 EGCO Bt.3.25 FORTH Bt.0.21 ICHI Bt.0.55 KBS Bt.0.5 KO80 Bt.0.01647 M-CHAI Bt.0.4 NAM Bt.0.03 NETEASE80 Bt.0.07169 NTSC Bt.0.3 ONSENS Bt.0.019 PRTR Bt.0.3 S Bt.0.015 SP500US19 Bt.0.0319 SP500US80 Bt.0.00742 SPCG Bt.0.26 STC Bt.0.01 SVT Bt.0.05 SYMC Bt.0.0973 TEAM Bt.0.15 TIPH Bt.1 TNR Bt.0.2 TPP Bt.1 TVH Bt.0.44 TVO Bt.1.17 VIH Bt.0.4</p> <p>XR EMPIRE 3.3334 : 1 @Bt.0.50</p> <p>PD CPTREIT Bt.0.1022 IMPACT Bt.0.24 KPNREIT Bt.0.0592</p>
<p>16</p> <p>XD BRI Bt.0.025 CNT Bt.0.05 HANA Bt.0.75 MAGURO Bt.0.46 MASTER Bt.0.4 META01 Bt.0.0028 META06 Bt.0.00202 META80 Bt.0.00203 NDAQ06 Bt.0.00833 SNP Bt.0.45 STX Bt.0.085 TMILL Bt.0.05 UNIQ Bt.0.08 WINMED Bt.0.0125 XPG Bt.0.01</p> <p>PD HERMES80 Bt.0.01311 PROSPECT Bt.0.218 SGX19 Bt.0.019 TPRIME Bt.0.1019</p>	<p>17</p> <p>XD ADD Bt.0.09 BH Bt.9 BH-P Bt.9 BIG Bt.0.01 HPF Bt.0.133 LALIN Bt.0.16 MBK Bt.0.6 MII Bt.0.15 MNIT Bt.0.033 MNIT2 Bt.0.09 MNRIF Bt.0.03 M-STOR Bt.0.11 PYLON Bt.0.24 SIRI Bt.0.08 SONIC Bt.0.06 TAIWANAI13 Bt.0.049435 TAIWANHD13 Bt.0.375706 TOR Bt.0.225 WARRIX Bt.0.0563</p> <p>PD SUPEREIF Bt.0.1733</p>	<p>18</p> <p>XD KCAR Bt.0.14 KOOL Bt.0.0125 PRG Bt.0.38 SAMART Bt.0.14 SAMTEL Bt.0.05 SAV Bt.0.5 THIP Bt.0.95 TSTE Bt.0.08</p> <p>PD EGATIF Bt.0.0351 KBSPIF Bt.0.17 TFIF Bt.0.1219 TTLPF Bt.0.4946</p>	<p>19</p> <p>XD AMC Bt.0.08 CCET Bt.0.09 HTECH Bt.0.1 KJL Bt.0.26 LANNA Bt.0.5 NTV Bt.1.04 PATO Bt.0.45 PDG Bt.0.17 SFT Bt.0.07 SPG Bt.0.8 TEGH Bt.0.22 TTA Bt.0.25</p>	<p>20</p> <p>XD WMT06 Bt.0.00768</p> <p>PD AIMIRT Bt.0.205 AMATAR Bt.0.118 BAREIT Bt.0.2 BRRGIF Bt.0.02417 KSL Bt.0.04 PICO Bt.0.05 QHRRREIT Bt.0.18 SPRIME Bt.0.1 WHART Bt.0.1212 XO Bt.0.358</p>

XD - Cash Dividend
XD(ST) - Stock Dividend

PD - Payment Date
XR - Rights for Common

XW - Rights for Warrant
XT - Rights for Transferable Subscription Right

XE - Warrant Exercise
CW - Capital write-down

SP - Suspension



Disclaimer

The information in this report has been obtained from sources believed to be reliable. However, its accuracy or completeness is not guaranteed. Any opinions expressed herein reflect our judgment at this date and are subject to change without notice. This report is for information only. It is not to be construed as an offer, or solicitation of an offer to sell or buy any securities. We accept no liability for any loss arising from the use of this document. We or our associates may have an interest in the companies mentioned therein.

InnovestX Securities Company Limited (“INVX”) is wholly owned by SCB X Public Company Limited (“SCBX”) and The Siam Commercial Bank Public Company Limited (“SCB”) is majority-owned by SCBX. Any information related to SCB is for sector comparison purpose.

This document is prepared by InnovestX Securities Company Limited (“INVX”) which is wholly owned by SCB X Public Company Limited (“SCBX”). The Siam Commercial Bank Public Company Limited, which is majority-owned by SCBX, acts as financial advisor of the LH Hotel Leasehold Real Estate Investment Trust. Any opinions, news, research, analyses, prices, statements, forecasts, projections and/or other information contained in this document (the “Information”) is provided as general information purposes only and shall not be construed as individualized recommendation of an offer to buy or sell or the solicitation of an offer to buy or sell any securities. INVX and/or its directors, officers and employees shall not be liable for any direct, indirect, incidental, special or consequential loss or damage, resulting from the use of or reliance on the Information, including without limitation to, damages for loss of profits. The investors shall use the Information in association with other information and opinion, including their own judgment in making investment decision. The Information is obtained from sources believed to be reliable, and INVX cannot guarantee the accuracy, completeness and/or correctness of the Information.

INVX reserves the right to modify the Information from time to time without notice and in its sole discretion. This document is delivered to intended recipient(s) only and is not permitted to reproduce, retransmit, disseminate, sell, distribute, republish, circulate or commercially exploit the Information in any manner without the prior written consent of INVX.

Futures and Options trading carry a high level of risk with the potential for substantial losses, and are not suitable for all persons. Before deciding to trade Futures and Options, you should carefully consider your financial position, investment objectives, level of experience, and risk appetite if Futures and Options trading are appropriate. The possibility exists that you could sustain a loss of some or all of your initial investment. You should be aware of all the risks associated with Futures and Options trading, and you are advised to rely on your own judgment while making investment decision and/or should seek advice from professional investment advisor if you have any doubts.

This document is delivered to intended recipient(s) only and is not permitted to reproduce, retransmit, disseminate, sell, distribute, republish, circulate or commercially exploit the Information in any manner without the prior written consent of INVX.

© Copyright 2026 InnovestX Securities Co., Ltd. All right reserved.



CG Rating 2025 Companies with CG Rating

Companies with Excellent CG Scoring

AAI, AAV, ACE, ADB, ADVANC, AEONTS, AF, AGE, AIRA, AJ, AKP, AKR, ALLA, ALT, AMA, AMARIN, AMATA, AMATAV, AOT, AP, ARIP, ASIAN, ASIMAR, ASK, ASP, ASW, AUCTION, AURA, AWC, B, BAFS, BAM, BANPU, BAY, BBGI, BBL, BCH, BCP, BCPG, BDBMS, BEC, BEM, BEYOND, BGC, BGRIM, BH, BIZ, BJC, BKIH, BLA, BLC, BOL, BPP, BRI, BRR, BSRC, BTG, BTS, BWG, CBG, CENTEL, CFRESH, CGH, CHASE, CHEWA, CHG, CHOW, CIMBT, CIVIL, CK, CKP, CMC, CNT, COLOR, COM7, CPALL, CPAXT, CPF, CPL, CPN, CPW, CRC, CREDIT, DCC, DDD, DELTA, DEMCO, DITTO, DMT, DOHOME, DRT, DUSIT, EASTW, EGCO, EPG, ERW, ETC, ETE, FLOYD, FN, FORTH, FPI, FPT, FSMART, FSX, FTI, GABLE, GC, GCAP, GFC, GFPT, GGC, GLAND, GLOBAL, GPSC, GRAMMY, GULF, GUNKUL, HANA, HARN, HENG, HMPRO, HPT, HTC, ICC, ICHI, IIL, ILINK, ILM, IND, INET, INSET, INSURE, IP, IRC, IRPC, IT, ITC, ITEL, ITTHI, IVL, J, JAS, JMART, JMT, JTS, KBANK, KCAR, KCC, KCE, KCG, KEX, KJL, KKP, KSL, KTB, KTC, KUMWEL, LH, LHFG, LIT, LOXLEY, LRH, LST, M, MAJOR, MALEE, MBK, MC, MEGA, MFC, MFEC, MGC, MINT, MODERN, MONO, MOONG, MOSHI, MSC, MST, MTC, MTI, NEP, NER, NKI, NOBLE, NRF*, NV, NVD, NYT, OCC, ONEE, OR, ORI, ORN, OSP, PAP, PB, PCC, PCSGH, PDJ, PG, PHOL, PIMO, PJW, PL, PLANB, PLAT, PLUS, PM, PMC, PORT, PPP, PPS, PQS, PR9, PRG, PRM, PRTR, PSH, PSL, PSP, PTC, PTG, PTT, PTTEP, PTTGC, Q-CON, QH, QTC, RABBIT, RATCH, RBF, ROCTEC, RS, RT, S, S&J, SA, SAAM, SABINA, SAK, SAMART, SAMTEL, SAT, SAV, SAWAD, SC, SCAP, SCB, SCC, SCCC, SCG, SCGD, SCGP, SCM, SDC, SE, SEAFCO, SEAOL, SELIC, SENA, SENX, SFLEX, SGC, SGF, SGP, SHR, SICT, SIRI, SIS, SITHAI, SJWD, SKR, SKY, SMPC, SNC, SNNP, SNP, SO, SONIC, SPALI, SPC, SPCG, SPI, SPRC, SR, SSF, SSP, SSSC, STA, STARM, STECON, STGT, STI, SUC, SUN, SUSCO, SUTHA, SVOA, SYMC, SYNEX, SYNTEC, TACC, TAN, TASCOS, TBN, TCAP, TCMC, TEAMG, TEGH, TEKA, TFG, TFMAMA, TGE, TGH, THANA, THANI, THCOM, THIP, THRE, THREL, TIPH, TISCO, TKS, TKT, TLI, TM, TMD, TMILL, TMT, TNDT, TNITY, TNL, TOA, TOG, TOP, TPAC, TPBI, TQM, TRUBB, TRUE, TSC, TSTE, TSTH, TTA, TTB, TTCL, TTW, TU, TVDH, TVH, TVO, TWPC, UAC, UBE, UBIS, UP, UPF, UPOIC, UV, VGI, VIBHA, VIH, VNG, WACOAL, WGE, WHA, WHAUP, WICE, WINMED, WINNER, WP, WPH, ZEN

Companies with Very Good CG Scoring

2S, A5, ABM, ACG, ADD, AE, AH*, AIT, ALUCON, AMC, ANAN, APCO, APCS, ATP30, BA, BBK, BC, BCP, BEB, BIG, BPS, BR, BSBM, BTC, BTW, BVG, BYD*, CFARM, CH, CIG, CM, CMAN, CMO*, COCOCO, COMAN*, CPI, CRD, CSC, DEXON, DTCENT, EAST, EKH, ESTAR, EURO, EVER, FE, FVC, GEL, HUMAN, ICN, IFS, JDF, JPARK, JSP, JUBILE, K, KGI*, KTIS, KTMS, KUN, LALIN, LANNA, LEO, LHK, LPN*, MAGURO, MATCH, MBAX, M-CHAI, MCOT, METCO, MICRO, MVP*, NC, NCH, NCL, NDR, NEO, NL, NSL, NTSC, NTV, OKJ, PATO, PDG, PEACE, PEER, PREB, PRI, PRIME, PRIN, PRINC*, PROUD, PSG, PSTC, PT, QLT, RCL, READY, RPH, SAMCO, SANKO, SAPPE, SCI, SCN, SECURE, SFT, SINO, SKE, SMT, SPA, SPVI, SRS, SUPER, SVI*, SWC, TAE, TFM, TIDLOR*, TIPCO, TITLE, TK, TKN*, TMC, TMI, TNP, TNR, TPA, TPCS, TPIPL*, TPIPP, TPS, TQR, TRP, TRT, TURTLE, TVT, UBA, UREKA, VCOM, VRANDA, WARRIX, WAVE*, WIN, XO, XPG, XYZ, ZIGA

Companies with Good CG Scoring

AHC, AIE, AMANAH, AMR, ANI, APURE, ARIN, ARROW, ASIA, ASN, AYUD, BIOTEC, BIS, BJCHI, BLAND, CAZ, CEN, CHAO, CHARAN*, CHAYO, CHIC, CHOTI, CI, CITY, CSP, CSS, CWT, DIMET*, DOD, DPAINT, DV8, EA*, EASON, ECF*, EFORL, FNS, FTE, GBX, GPI, GTB, GYT, IMH, IRCP, ITNS, IVF, JCK, KBS, KISS, KK, KWC, KWM, L&E, LDC, LEE, MCA, MEB, MEDEZE, MENA, MILL*, MITSIB, MK, MPJ, NAM, NATION, NCAP, NEX, NOVA, NPK, OGC, PACO, PANEL, PCE, PHG, PICO*, PIN, PIS, PLANET, POLY, PRAKIT, PRAPAT, PROEN, PROS, PTECH, PYLON, RAM, RJH, RML, ROCK, RPC, SAFE, SALEE, SE-ED, SIAM, SINGER, SISB, SK, SKN, SMD100, SNPS, SORKON, SPREME, SST, STANLY, STC, STPI, STX, SVR, SVT, TAKUNI, TATG, TFI, THG*, TMAN, TOPP, TPLAS, TPOLY, TRC*, TRU, TSE, TSR*, UKEM, UOBKH, VARO, VL, WFX, WIJK, WORK, YUASA, ZAA

Corporate Governance Report

The material contained in this publication is for general information only and is not intended as advice on any of the matters discussed herein. Readers and others should perform their own independent analysis as to the accuracy or completeness or legality of such information. The Thai Institute of Directors, its officers, the authors and editor make no representation or warranty as to the accuracy, completeness or legality of any of the information contained herein. By accepting this document, each recipient agrees that the Thai Institute of Directors Association, its officers, the authors and editor shall not have any liability for any information contained in, or for any omission from, this publication.

The survey result is as of the date appearing in the Corporate Governance Report of Thai Listed Companies. As a result, the survey result may be changed after that date. Innovest Securities Company Limited does not conform nor certify the accuracy of such survey result.

* บริษัทหรือกรรมการหรือผู้บริหารของบริษัทที่มีข่าวด้านการกำกับดูแลกิจการที่ส่งผลกระทบต่อผลสำรวจ 1 ช่วงคะแนน เช่น การกระทำความผิดเกี่ยวกับหลักทรัพย์ การทุจริต คอร์รัปชัน เป็นต้น ซึ่งการใช้ข้อมูล CGR ควรตระหนักถึงข่าวดังกล่าวประกอบด้วย

* บริษัทหรือกรรมการหรือผู้บริหารของบริษัทที่มีข่าวด้านการกำกับดูแลกิจการ เช่น กรณีที่มีการฝ่าฝืนหรือละเลยการปฏิบัติตามกฎหมาย ข้อบังคับ ระเบียบ ประกาศ คำสั่ง มติคณะกรรมกร หรือข้อตกลงการดำเนินงานหลักทรัพย์

Anti-corruption Progress Indicator

Certified (ได้รับรับรอง)

2S, AAI, ACE, ADB, ADVANC, AE, AF, AH, AI, AIE, AIRA, AJ, AKP, AMA, AMANAH, AMATA, AMATAV, AP, APCS, AS, ASIAN, ASK, ASP, ASW, AWC, AYUD, B, BAFS, BAM, BANPU, BAY, BBGI, BBL, BCH, BCP, BCPG, BEB, BEC, BEYOND, BGC, BGRIM, BLA, BPP, BPS, BRI, BRR, BSBM, BTC, BTG, BTS, BWG, CAZ, CBG, CEN, CENTEL, CFRESH, CGH, CHASE, CHEWA, CHOTI, CHOW, CI, CIG, CIMBT, CM, CMC, COM7, CPALL, CPAXT, CPF, CPI, CPL, CPN, CPW, CRC, CREDIT, CSC, CV, DCC, DELTA, DEMCO, DEXON, DIMET, DMT, DOHOME, DRT, DUSIT, EASTW, ECF, EGCO, EP, EPG, ERW, ETC, ETE, FNS, FPI, FPT, FSMART, FSX, FTE, GBX, GC, GCAP, GEL, GFPT, GGC, GLOBAL, GPI, GPSC, GUNKUL, HANA, HARN, HEALTH, HENG, HMPRO, HTC, ICC, ICHI, ICN, IFS, IIL, ILINK, ILM, INET, INOX, INSURE, IRPC, ITC, ITEL, IVL, JAS, JMART, JR, JTS, K, KASET, KBANK, KCAR, KCE, KGEN, KGI, KKP, KSL, KTB, KTC, L&E, LANNA, LH, LHFG, LHK, LPN, LRH, M, MAJOR, MALEE, MATCH, MBAX, MBK, MC, MCOT, MEGA, MENA, META, MFC, MFEC, MINT, MODERN, MONO, MOONG, MSC, MST, MTC, MTI, NATION, NCAP, NEP, NER, NKI, NOBLE, NRF, OCC, OGC, OR, ORI, OSP, PAP, PATO, PB, PCSGH, PDG, PDJ, PG, PHOL, PIMO, PK, PL, PLANB, PLANET, PLAT, PLUS, PM, PMC, PPP, PPM, PPS, PQS, PR9, PREB, PRG, PRIME, PRINC, PRM, PROS, PRTR, PSH, PSL, PSTC, PT, PTECH, PTG, PTT, PTTEP, PTTGC, PYLON, Q-CON, QH, QLT, QTC, RABBIT, RATCH, RBF, RML, RS, RWI, S&J, SA, SAAM, SABINA, SAK, SAPPE, SAT, SC, SCB, SCC, SCCC, SCG, SCGD, SCGP, SCM, SCN, SEAOL, SE-ED, SELIC, SENA, SENX, SFLEX, SGC, SGP, SIRI, SIS, SITHAI, SJWD, SKR, SMIT, SMPC, SNC, SNNP, SNP, SORKON, SPACK, SPALI, SPC, SPI, SPRC, SRICHA, SSF, SSP, SSSC, SST, STA, STARM, STGT, STOWER, SUSCO, SVI, SVOA, SVT, SYMC, SYNTEC, TAE, TAKUNI, TASCOS, TCAP, TCMC, TEGH, TFG, TFI, TFMAMA, TGE, TGH, THANI, THCOM, THIP, THRE, THREL, TIPCO, TIPH, TISCO, TKN, TKS, TKT, TMD, TMILL, TMT, TNITY, TNL, TNP, TNR, TOG, TOP, TOPP, TPA, TPAC, TPCS, TPLAS, TRT, TRU, TRUE, TSC, TSI, TSTE, TSTH, TTA, TTB, TTCL, TU, TURTLE, TVDH, TVO, TWPC, UBE, UBIS, UEC, UKEM, UPF, UV, VCOM, VGI, VIBHA, VIH, WACOAL, WHA, WHAUP, WICE, WIJK, WPH, XO, YUASA, ZEN, ZIGA

Declared (ประกาศเจตนา)

AMARIN, ANI, APCO, ASAP, ASEFA, AUCTION, AURA, B52, BKIH, CHG, DITTO, EA, EAST, EMC, ESTAR, EVER, FLOYD, GABLE, GFC, GREEN, GULF, HL, HUMAN, IP, IT, J, JDF, JMT, KCC, KJL, LDC, LIT, M-CHAI, MEDEZE, MGC, MJD, MOSHI, NSL, NTSC, PCC, PCE, PLE, PROEN, PROUD, PTC, S, SANKO, SAWAD, SCAP, SFT, SHR, SINGER, SINO, SKE, SKY, SOLAR, SONIC, SUPER, TBN, TEAMG, TMC, TMI, TPP, TQM, UOBKH, UP, UREKA, VL, VNG, WARRIX, WELL, WIN, WP

N/A

88TH, A, A5, AAV, ABM, ACAP, ACC, ACG, ADD, ADVICE, AEONTS, AFC, AGE, AHC, AIT, AJA, AKR, AKS, ALLA, ALPHAX, ALT, ALUCON, AMARC, AMC, AMR, ANAN, AOT, APO, APP, APURE, AQUA, ARIN, ARIP, ARROW, ASIA, ASIMAR, ASN, ATLAS, ATP30, AU, BA, BBK, BC, BCT, BDBMS, BEAUTY, BEM, BGT, BH, BIG, BIOTEC, BIS, BIZ, BJC, BJCHI, BKA, BKD, BKGI, BLAND, BLC, BLESS, BLISS, BM, BOL, BR, BROCK, BSM, BTNC, BTW, BUI, BVG, BYD, CCET, CCP, CEYE, CFARM, CGD, CH, CHAO, CHARAN, CHAYO, CHIC, CHO, CITY, CIVIL, CK, CKP, CMAN, CMO, CMR, CNT, COCOCO, COLOR, COMAN, CPANEL, CPH, CPR, CPT, CRANE, CRD, CSP, CSR, CSS, CTW, CWT, D, DCON, DDD, DHOUSE, DOD, DPAINT, DTCENT, DTICI, DV8, EASON, EFORL, EKH, EMPIRE, ETL, EURO, F&D, FANCY, FE, FM, FMT, FN, FORTH, FTI, FVC, GENCO, GJS, GLAND, GLORY, GRAMMY, GRAND, GSTEEL, GTB, GTV, GYT, HANN, HFT, HPT, HTECH, HYDRO, I2, IDG, IHL, IIG, IMH, IND, INGRS, INSET, IRC, IRCP, IROYAL, ITD, ITNS, ITTHI, IVF, JAK, JCK, JCT, JPARK, JSP, JUBILE, KAMART, KBS, KC, KCG, KCM, KDH, KIAT, KISS, KK, KKK, KLINIQU, KOOL, KTIS, KTMS, KUMWEL, KUN, KWC, KWI, KWM, KYE, LALIN, LEE, LEO, LOXLEY, LPH, LST, LTMH, LTS, MADAME, MAGURO, MANRIN, MASTEC, MASTER, MATI, MCA, MCS, MDX, MEB, METCO, MGI, MGT, MICRO, MIDA, MILL, MITSIB, MK, ML, MMM, MORE, MOTHER, MPJ, MRDIYT, MTW, MUD, MVP, NAM, NAT, NC, NCH, NCL, NCP, NDR, NEO, NETBAY, NEW, NEWS, NEX, NFC, NKT, NL, NNCL, NOVA, NPK, NTF, NTV, NUT, NV, NVD, NWR, NYT, OHTL, OKJ, ONEE, OSENS, ORN, PACO, PAF, PANEL, PEACE, PEER, PERM, PF, PHG, PICO, PIN, PIS, PJW, PLT, PMTA, POLY, PORT, PPM, PRAKIT, PRAPAT, PRECHA, PRI, PRIL, PSGC, PSP, PTL, QDC, QTCG, RAM, RCL, READY, RICHY, RJH, ROCK, ROCTEC, ROH, ROJNA, RP, RPC, RPH, RSP, RT, S11, SAF, SAFE, SALEE, SAM, SAMART, SAMCO, SAMTEL, SAUCE, SAV, SAWANG, SCI, SCL, SCP, SDC, SE, SEAFCO, SECURE, SEI, SGF, SHANG, SIAM, SICT, SIMAT, SISB, SK, SKIN, SKN, SLP, SMART, SMD100, SMO, SMT, SNPS, SO, SPA, SPCG, SPG, SPREME, SPVI, SQ, SR, SRS, STANLY, STC, STECH, STECON, STELLA, STI, STP, STPI, STX, SUC, SUN, SUTHA, SVR, SWC, SYNEX, TACC, TAN, TAPAC, TATG, TC, TCC, TCJ, TCOAT, TEAM, TEKA, TERA, TFM, TGPRO, TH, THAI, THANA, THE, THG, THMUI, TIDLOR, TIGER, TITLE, TK, TKC, TLI, TMI, TMC, TMW, TNDT, TNH, TNPC, TOA, TPBI, TPCH, TPIPL, TPIPP, TPL, TPOLY, TPS, TQR, TR, TRC, TRITN, TRP, TRUBB, TRV, TSE, TSR, TTI, TTT, TTW, TURBO, TVH, TVT, TWP, TWZ, TYCN, UAC, UBA, UMI, UMS, UNIQU, UPOIC, UTP, UVAN, VARO, VPO, VRANDA, VS, WASH, WAVE, WFX, WGE, WINDOW, WINMED, WINNER, WORK, WSOL, XBIO, XPG, XYZ, YGG, YONG, ZAA

Explanations

Companies participating in Thailand's Private Sector Collective Action Coalition Against Corruption programme (Thai CAC) under Thai Institute of Directors (as of May 2, 2025) are categorised into: companies that have declared their intention to join CAC, and companies certified by CAC.