



Market today

Support - Resistance: 1370/1360 – 1410/1430

Hoping the war will end

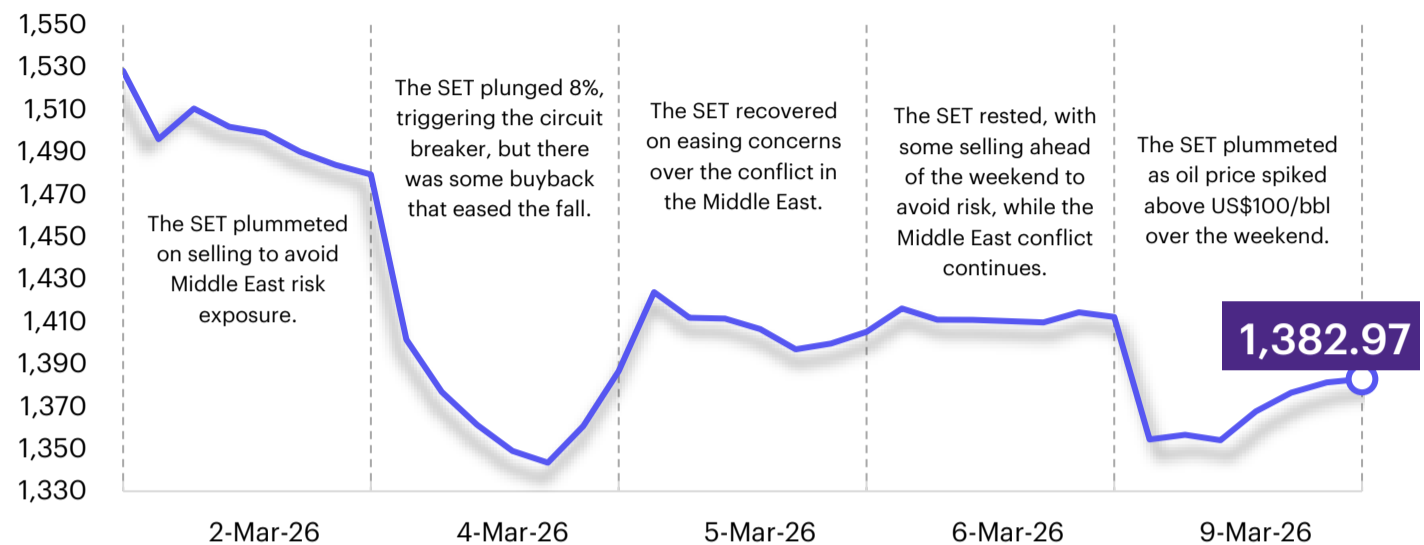
The SET is expected to rebound, supported by Trump's signals that the Iran conflict could end "very soon" and his plan to waive certain oil sanctions. This has cooled inflation fears, pushing Brent crude back below \$90/bbl. Key global focus today is the G7 meeting to finalize a coordinated release of strategic oil reserves. Domestically, the Cabinet will consider emergency energy measures, including an Oil Fund loan decree and energy-saving initiatives. Technically, the index successfully tested its previous low at 1335; staying above this zone suggests a continued recovery. Support is seen at 1370/1360 with resistance at 1410/1430.

Today's highlights

- The G7 and IEA held emergency talks on March 9 regarding a coordinated release of up to 1.2bn bbl from strategic petroleum reserves (SPR). This move follows a spike in Brent crude to \$120/bbl. The potential for increased supply has successfully cooled prices back below \$100/bbl, though the market remains on high alert over Middle East tensions.
- Trump has signaled that the conflict with Iran could conclude soon and is reportedly considering easing sanctions on Iranian oil. These signals have helped soothe investor nerves, leading to a continued decline in oil prices and a recovery in US equity markets.
- The Thai government is rolling out energy crisis measures including: Incentivizing E20 usage over E10 by lowering its price while implementing a step-up price hike for gasoline; extending the LPG price freeze for another two months; increasing the biodiesel blend to B7 (from B5) starting March 14. This is positive for biodiesel producers such as GGC, BBGI, EA, and PTG.
- The Oil Fuel Fund has flipped to a deficit of Bt786mn as of this week. This is driven by heavy subsidies of Bt11.73 per liter required to maintain the diesel price cap at Bt29.94/liter. This financial strain is expected to pressure marketing margins and the oil retail sector.
- The interim Prime Minister announced the royal ceremony to open Parliament is set for March 14. The first House session to elect the Speaker is expected on March 15, followed by the Prime Ministerial vote around March 18–19. Reports indicate the new Cabinet lineup is becoming increasingly clear.

Strategy today

In the short term the Middle East crisis is escalating toward scenario 3 (prolonged war with regional expansion), which is expected to push global equity markets — including the SET — into a bear market, with significant risk of forced selling as investors rotate into safe haven assets such as gold, USD, and short-term bonds. Thailand's GDP and SET EPS forecasts, previously estimated at 1.7% and Bt95.7, respectively, are being revised down to 1.1% and Bt91. Applying a PER of 14x — the valuation level prior to the major capital inflow cycle — the SET index would land at 1275. However, there is a possibility the equity risk premium will rise (the yield gap narrows), triggering a valuation de-rating down to a PER of 12x in the worst-case scenario, implying a SET level of 1100 — reflecting the impact of severe capital outflows. Historically, the SET has touched the 12x PER level during major crises such as COVID-19.



Trading today

In the short term the SET faces "extreme risk-off" from the Middle East. For low-risk investors who are concerned the war will be prolonged, we recommend:

1. Hold cash (cash is king) and reduce investment weight in: 1) stocks sensitive to oil cost – Petrochemicals, Airlines, Automotive, Tourism, Utilities (SPP), Electronic Components and Healthcare (those with a high proportion of patients from the Middle East); and 2) stocks with a high proportion of foreign debt, affected by a weakening baht – Airlines.
2. Strategic hedging on upstream energy– PTTEP and PTT to hedge portfolios against higher oil price (determining trailing stop or lock profit in case of sell on fact if the situation eases).

For high-risk investors who want to speculate ("every crisis is an opportunity"), recommend "strategic layering" - buying at supports of 1320-1350/ 1275/ 1100 in three themes:

1. High dividend stocks to generate cash flow and reduce short-term risk (buy before XD in Mar-May), select stocks paying a 2025 dividend, after interim, giving yield of above 5%, low price volatility (beta <1) and stable profit and financial position – SIRI, KTB, KTC, KBANK, KKP, TISCO, BAM, AP and TLI.
2. Stocks that rebound rapidly to speculate on quality stocks after panic selling; select SET50 stocks with beta >1 and limited impact from higher oil cost, on expectations of the return of fund inflows – GULF, DELTA, BJC, HMPRO, OSP, CBG, SAWAD, MTC and TIDLOR.
3. Sector rotation stocks (switching after the crisis eases) that are pressured by higher oil cost and have customer bases in the Middle East; SET100 with beta >1, price has fallen more than the SET and short covering expected – GPSC, BGRIM, AOT, MINT, CENTEL, AWC, ERW, AAV, IVL, PTTGC, IRPC, TOP, BH and KCE.

Daily Top Picks

GULF: Short-term catalyst from signs of easing Middle East tensions and progress in government formation. The finalized administration is expected to accelerate Direct PPA measures and the PDP2026 plan. 2026 earnings are projected to grow via new production capacity, higher capacity payments in the US, and higher dividend income from KBANK. Short-term TP is Bt57.00.

BBL: Short-term catalyst as the stock has shown lower volatility than the broader market during the Middle East crisis and is poised to rebound as tensions de-escalate. BBL has increased its dividend payout ratio to 41%, giving a 2H25 DPS of Bt8.00 (4.8% yield), with XD on April 22. Short-term TP is Bt171.00.



Today's reports

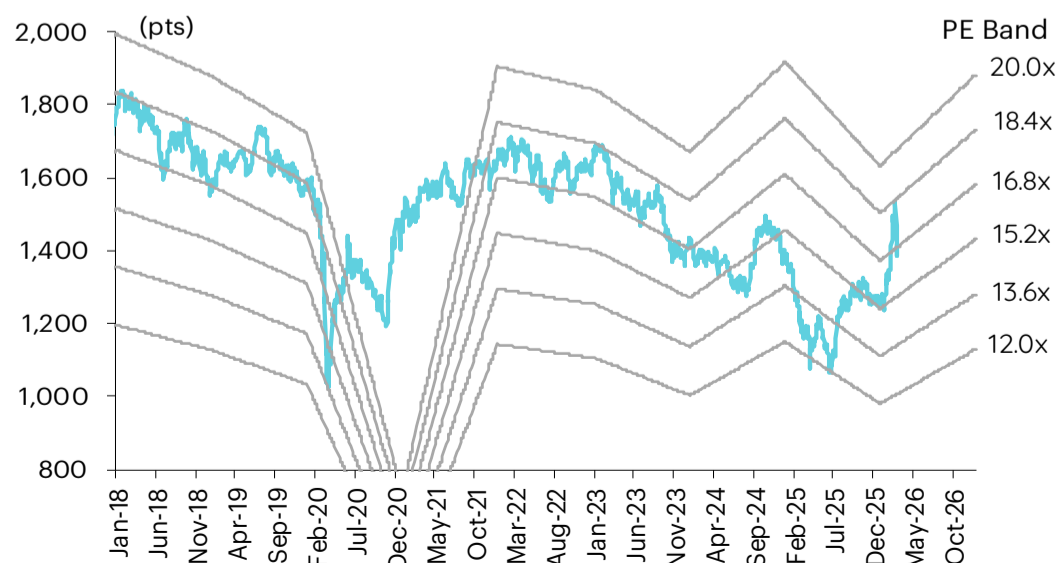
CKP – 4Q25: Earnings beat; El Niño is bad news

OSP – 4Q25: Net profit in line, monitor 2026

What to watch

Date	Event
9 Mar	Economic release: JP – Current Account Jan, Trade Balance (BoP basis) Jan CN – CPI Feb, PPI Feb US – Trade Balance Jan, Housing Starts Jan
10 Mar	Economic release: JP – GDP 4Q (final) US – Existing Home Sales Feb
11 Mar	Economic release: JP – PPI Feb US – MBA Mortgage Applications, CPI Feb, Core CPI Feb
12 Mar	Economic release: US – Initial Jobless Claims, Continuing Claims
13 Mar	Economic release: EU – Industrial Production Jan US – Personal Income Jan, Personal Spending Jan, PCE Price Index Jan, Core PCE Jan, GDP 4Q (second estimate), U. of Michigan Sentiment Mar (preliminary), JOLTS Job Openings Jan

SET Index movement



SET Index series

Index	9 Mar (pts)	Chg (pts)	Chg (%)	Value (Btmn)
SET	1,382.97	(27.40)	(1.94)	94,274.29
SET50	918.38	(19.32)	(2.06)	75,977.23
SET100	1,962.94	(40.53)	(2.02)	86,363.97
sSET	582.01	(5.37)	(0.91)	1,722.21
SETCLMV	622.81	(14.92)	(2.34)	55,299.79
SETHD	1,275.92	(14.04)	(1.09)	35,011.23
SETESG	837.13	(14.09)	(1.66)	75,156.80
SETWB	570.78	(5.85)	(1.01)	15,299.07
mai	214.63	(3.48)	(1.60)	268.81

Trading summary by investor type

(Btmn)	9 Mar	WTD	MTD	YTD
Foreign				
Net	(1,771)	(1,771)	(15,242)	(15,609)
Breakdown (%)	54.28	54.28	50.68	54.69
Institution				
Net	(1,940)	(1,940)	(8,245)	3,173
Breakdown (%)	7.16	7.16	8.32	8.07
PropTrade				
Net	(1,592)	(1,592)	(14,547)	(3,358)
Breakdown (%)	5.94	5.94	7.21	6.29
Individual				
Net	5,303	5,303	38,034	15,794
Breakdown (%)	32.61	32.61	33.79	30.96

S50 futures trading by foreign investors

(Contract)	9-Mar	WTD	MTD	YTD
Foreign	11,346	11,346	(50,290)	14,671
Institution	1,601	1,601	49,729	(5,829)
Customer	(12,947)	(12,947)	561	(8,842)

Bond trading by foreign investors

(Btmn)	9-Mar	WTD	MTD	YTD
Buy	1,175	1,175	19,754	257,519
Sell	3,718	3,718	40,735	219,972
Net	(2,543)	(2,543)	(20,980)	37,547



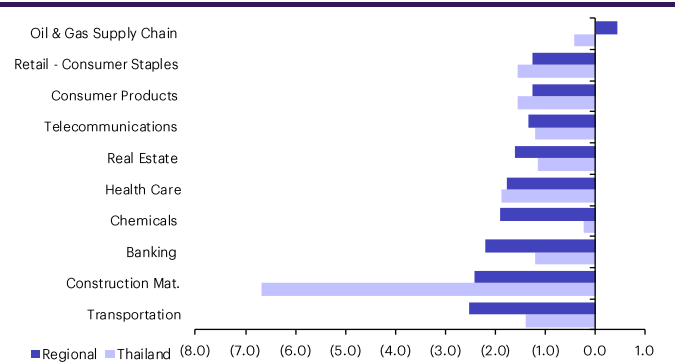
Market update

Global market movement

	9-Mar	Index	Chg (pts)	Performance (%)				PE (x)		EPS gth (%)		PBV (x)		ROE (%)	
				1D	WTD	MTD	YTD	26F	27F	26F	27F	26F	27F	26F	27F
S&P 500		6,796	55.97	0.8	0.8	(1.2)	(0.7)	21.6	18.7	17.1	15.3	4.1	16.7	20.5	14.7
Euro Stoxx 600		595	(3.77)	(0.6)	(0.6)	(6.1)	0.5	15.2	13.8	9.2	10.7	2.0	12.2	14.0	14.2
Nikkei 225		52,729	(2,892.12)	(5.2)	(5.2)	(10.4)	4.7	21.7	19.9	9.2	8.7	2.3	18.5	11.6	11.1
Hang Seng		25,408	(348.83)	(1.4)	(1.4)	(4.6)	(0.9)	12.1	11.0	(2.3)	9.6	1.2	9.9	10.7	11.2
MSCI Asia x J		942	(36.16)	(3.7)	(3.7)	(9.9)	3.1	17.1	12.8	1.9	33.0	1.9	11.0	14.7	15.0
Philippines		6,006	(314.19)	(5.0)	(5.0)	(9.2)	(0.8)	9.5	9.2	1.2	3.9	1.2	8.3	12.8	12.9
Indonesia		7,337	(248.32)	(3.3)	(3.3)	(10.9)	(15.1)	14.5	11.6	26.8	25.1	1.6	10.2	13.5	14.1
Malaysia		1,674	(43.89)	(2.6)	(2.6)	(2.5)	(0.4)	14.7	13.8	9.1	6.6	1.4	13.2	10.2	10.6
Thailand		1,383	(27.40)	(1.9)	(1.9)	(9.5)	9.8	14.6	13.6	15.7	7.9	1.3	12.7	9.6	9.9
Asean 4 - simple avg.				(3.2)	(3.2)	(8.0)	(1.6)	13.4	12.0	13.2	10.9	1.4	11.1	11.5	11.9
China		4,097	(27.59)	(0.7)	(0.7)	(1.6)	3.2	15.8	14.0	16.9	12.6	1.4	12.6	10.1	10.4
India		77,566	(1,352.74)	(1.7)	(1.7)	(4.6)	(9.0)	19.1	16.5	1.8	15.9	2.6	14.1	15.3	17.7
Singapore		4,757	(91.64)	(1.9)	(1.9)	(4.8)	2.4	14.5	13.6	3.7	7.2	1.5	12.6	10.9	11.1
Taiwan		32,110	(1,489.12)	(4.4)	(4.4)	(9.3)	10.9	17.3	14.5	48.3	19.8	3.0	13.4	20.4	27.0
Korea		5,252	(333.00)	(6.0)	(6.0)	(15.9)	24.6	8.6	7.3	144.3	18.4	1.3	7.0	17.3	15.6
Others				(2.9)	(2.9)	(7.2)	6.4	15.1	13.2	43.0	14.8	1.9	11.9	14.8	16.4

Regional sector movement

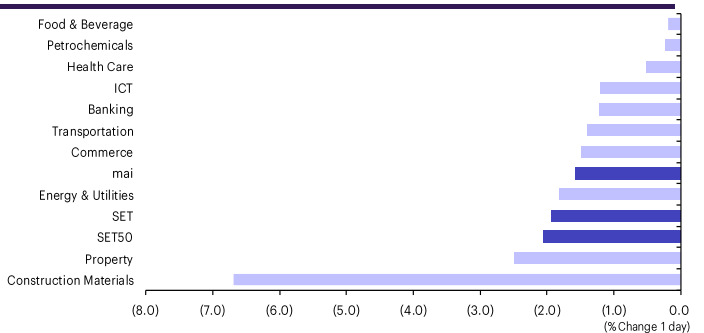
	Price performance (%) *			
	9-Mar	WoW	MoM	YTD
Banking	(2.21)	(4.83)	(2.69)	(1.51)
Chemicals	(1.91)	(3.67)	(1.75)	2.59
Construction Mat.	(2.42)	(5.08)	(3.58)	(2.46)
Consumer Products	(1.26)	(3.76)	(7.97)	(4.40)
Health Care	(1.77)	(4.31)	(5.05)	(4.36)
Oil & Gas Supply Chain	0.44	(0.95)	11.79	19.03
Real Estate	(1.62)	(2.27)	(2.97)	(4.11)
Retail - Consumer Staples	(1.26)	(3.76)	(7.97)	(4.40)
Telecommunications	(1.34)	(3.79)	(5.50)	(2.09)
Transportation	(2.52)	(4.80)	(4.51)	(5.26)



* Regional sector price performances (%) are based on US\$ and Thai sector price performances (%) are based on baht

Thailand sector movement

	Price performance (%)			
	9-Mar	WoW	MTD	YTD
Banking	(1.21)	(3.61)	4.87	2.73
Commerce	(1.50)	(5.82)	1.27	3.01
Construction Materials	(6.69)	(16.63)	(12.63)	(5.09)
Energy & Utilities	(1.82)	(5.88)	5.10	12.43
Food & Beverage	(0.19)	(4.24)	(3.34)	(3.18)
Health Care	(0.53)	(6.35)	(2.37)	0.88
ICT	(1.21)	(3.83)	4.28	12.27
Petrochemicals	(0.24)	(4.06)	(1.30)	18.71
Property	(2.51)	(5.51)	3.69	6.82
Transportation	(1.41)	(4.39)	(3.09)	(4.98)
SET	(1.94)	(5.70)	4.33	9.79
SET50	(2.06)	(6.17)	4.05	9.90
MAI	(1.60)	(3.31)	2.55	(1.11)



10 Most active stocks by value

Stock	Price (Bt)	Value (Btmn)	Chg (%)
PTTEP	144.00	7,917.08	1.77
DELTA	245.00	6,808.65	(3.92)
KBANK	184.50	5,594.61	(1.86)
GULF	54.50	5,043.69	(2.68)
PTT	33.25	4,153.79	(2.21)
ADVANC	356.00	4,101.18	(1.39)
KTB	33.25	3,142.43	(1.48)
BBL	166.00	3,138.99	(0.60)
SCB	143.00	3,013.33	(0.69)
TRUE	13.00	2,997.46	(1.52)

Top 10 gainers

Stock	Price (Bt)	Value (Btmn)	Chg (%)
WAVE	0.03	0.06	50.00
TRITN	0.03	0.01	50.00
CREDIT-F	16.40	0.00	36.67
XBIO	0.06	0.06	20.00
RS	0.16	1.26	14.29
AE	0.08	0.44	14.29
AJA	0.17	0.50	13.33
UBE	0.50	25.69	8.70
HANA	23.20	2,403.20	8.41
AJ	1.76	4.73	7.98

Top 10 losers

Stock	Price (Bt)	Value (Btmn)	Chg (%)
EMC	0.02	0.32	(33.33)
BCPG	5.30	504.59	(25.35)
PRIME	0.05	0.02	(16.67)
BIZ	4.50	9.20	(16.67)
RICHY	0.15	0.28	(11.76)
CEN	0.56	0.88	(11.11)
SCC	166.50	2,747.82	(10.48)
CSP	0.37	0.00	(9.76)
BCT	43.75	0.65	(8.85)
FE	170.00	0.09	(8.11)

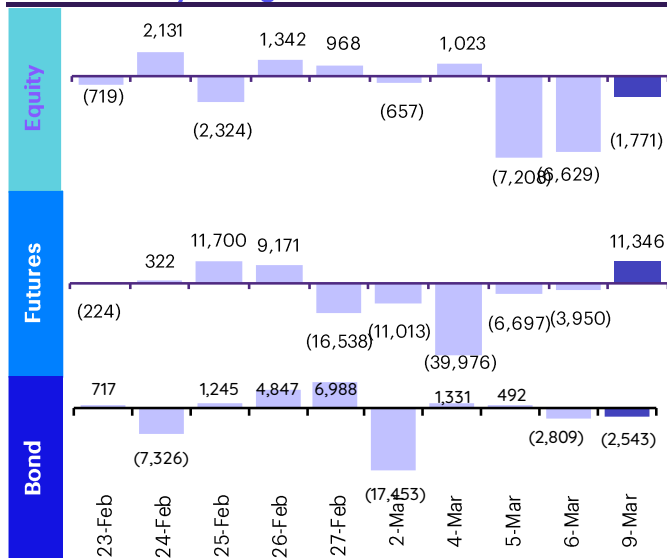


Fund flow monitor

Regional foreign fund flows to equity

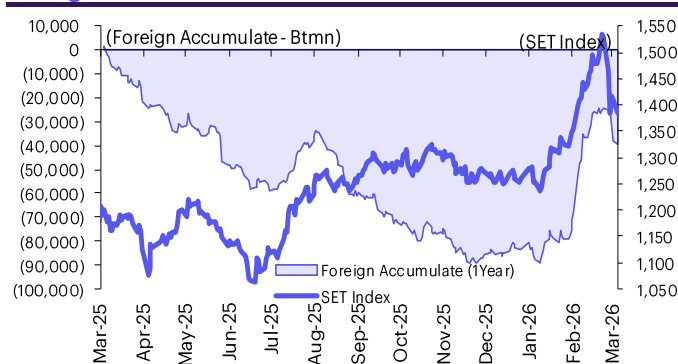
(US\$ Mn)	Thailand	Indonesia	Philippines	Malaysia	Vietnam	India	Taiwan	South Korea	Japan
Daily									
9-Mar-26	(55)	65	(27)		(14)		(3,603)	(2,502)	
6-Mar-26	(208)	(16)	(4)	49	(50)	(693)	(1,011)	(1,566)	
5-Mar-26	(227)	(12)	(3)	40	(119)	(374)	(1,584)	463	
4-Mar-26	32	(7)	(22)	(57)	(57)	(988)	(2,727)	957	
3-Mar-26		204	27	3	(30)		(2,970)	(3,066)	
Weekly									
WTD	(55)	65	(27)	0	(14)	0	(3,603)	(2,502)	0
6-Mar-26	(424)	131	(16)	105	(228)	(2,381)	(8,891)	(3,212)	0
27-Feb-26	45	292	88	(40)	(183)	54	4,837	(7,693)	6,241
20-Feb-26	354	123	11	(17)	0	340	0	(715)	2,592
13-Feb-26	1,013	(326)	23	96	114	216	6,467	2,221	9,327
Monthly									
MTD	(479)	197	(43)	105	(242)	(2,381)	(12,495)	(5,714)	0
Feb-26	1,743	21	144	43	(304)	1,688	7,999	(13,690)	21,615
Jan-26	141	(589)	226	259	(211)	(3,260)	1,809	443	18,856
Dec-25	191	732	(210)	(502)	80	(2,633)	(1,599)	1,849	(3,814)
YTD	1,404	(371)	327	407	(758)	(3,953)	(2,687)	(18,960)	40,470

Thailand daily foreign net flows

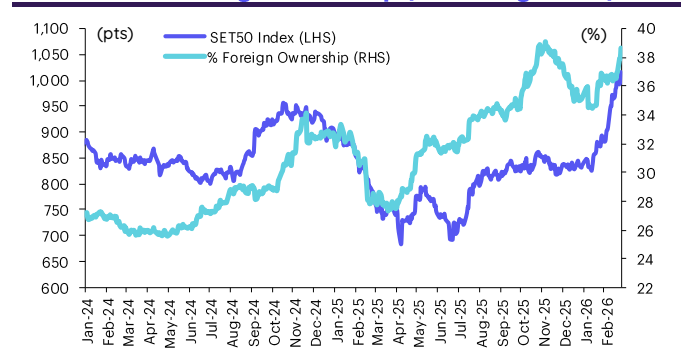


	Equity (Btmn)	SET50 futures (Contract)	Bond (Btmn)*
Daily			
9-Mar-26	(1,771)	11,346	2,086
Weekly			
WTD	(1,771)	11,346	2,086
6-Mar-26	(13,471)	(61,636)	(11,478)
27-Feb-26	1,399	4,431	920
20-Feb-26	11,041	7,800	1,502
13-Feb-26	31,513	(28,099)	(5,297)
Monthly			
MTD	(15,242)	(50,290)	(9,392)
Feb-26	54,471	(3,623)	(684)
Jan-26	4,355	68,584	11,946
Dec-25	6,053	(7,644)	(1,187)
Quarterly			
QTD	(10,823)	50,038	8,551
3Q25	(17,544)	(70,021)	(11,458)
2Q25	(38,826)	51,680	7,157
1Q25	(39,867)	53,745	7,841
4Q24	(52,370)	(30,641)	(5,501)
YTD	43,584	14,671	1,869
2025	(107,060)	85,442	12,090
2024	(147,940)	92,851	14,870

Foreign net flow and SET movement



SET50 and its foreign ownership (excluding NVDR)



Foreign buy/sell activity monitor

Most foreign holding value change

	Fgn hld (%)	Δ Fgn (M.shares)	Buy* (Btmn)		Fgn hld (%)	Δ Fgn (M.shares)	Sell* (Btmn)
GULF	40.96	7.84	427	KBANK	38.50	(10.72)	(1,977)
CPALL	25.74	5.40	257	BBL	26.80	(3.87)	(642)
AOT	6.51	4.51	223	BDMS	23.07	(17.97)	(345)
PTTEP	8.47	1.39	199	DELTA	92.40	(1.06)	(261)
MINT	32.48	6.56	138	PTT	7.36	(7.76)	(258)
TOP	12.30	1.99	92	KTB	14.18	(4.07)	(135)
PTTGC	7.50	2.70	73	CPN	19.55	(1.57)	(97)
ADVANC	38.65	0.19	68	SCB	15.24	(0.63)	(89)
SPRC	69.59	8.27	63	CPF	24.09	(4.00)	(76)
SAWAD	34.51	2.23	54	HANA	38.68	(3.09)	(72)

Top-5 NVDR net buy/sell

	Buy* (Btmn)	Sell* (Btmn)
TOP	275	(727)
BCPG	178	(545)
MTC	163	(370)
ADVANC	134	(345)
BH	117	(340)
THAI	102	(251)
TFG	85	(184)
STECOM	81	(153)
CPAXT	74	(144)
OR	72	(140)
PTTEP		(727)
SCB		(545)
KTB		(370)
DELTA		(345)
GULF		(340)
TISCO		(251)
PTTGC		(184)
HANA		(153)
STA		(144)
BANPU		(140)

* InnovestX Research estimates

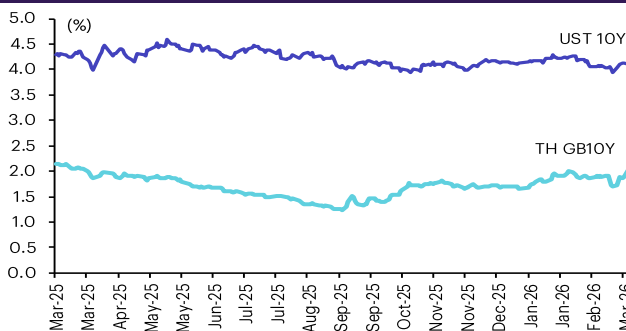


Multi-asset price update

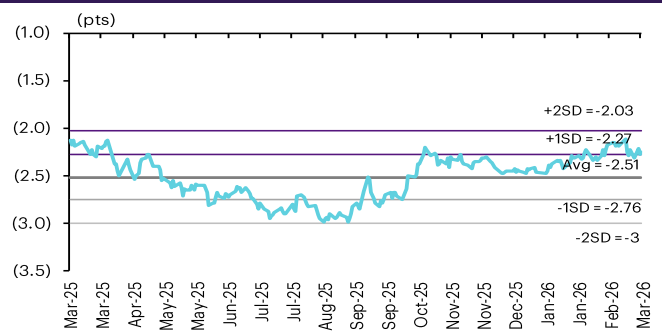
Key indicator update

	Close	9-Mar	WoW	MoM	YoY	YTD
Financial market condition						
VIX Index	25.50	-13.53	18.94	43.58	17.13	70.57
Europe CDS (bps)	62.07	0.33	5.78	10.65	4.88	11.54
LIBOR OIS Spread (bps)	1.22	-0.56	-0.04	-1.88	67.98	-3.50
TED Spread (bps)	1.19	-0.95	-0.29	0.26	62.51	-4.01
Exchange rate						
Dollar Index	98.73	-0.13	0.16	1.07	-4.83	0.45
USD/THB	31.74	-0.32	1.06	0.75	-5.19	0.71
EUR/USD	1.16	0.15	-0.44	-1.50	6.98	-0.93
USD/JPY	157.70	0.03	0.19	0.55	6.12	0.90
Bond: (Change in basis points)						
TH Gov Bond 2Y	0.01	7.70	16.31	3.08	-64.52	6.97
TH Gov Bond 10Y	0.02	14.01	30.83	16.42	-9.34	37.26
US Gov Bond 2Y	0.04	-0.18	6.71	5.29	-47.30	9.38
US Gov Bond 10Y	0.04	-2.70	4.41	-11.24	-21.24	-4.58
Commodities						
CRB Index	562.08	0.00	1.25	3.81	3.89	4.11
Gold (US\$/oz)	5131.33	-0.78	-3.57	3.32	71.96	18.83
Gross Refining Margin (US\$/bbl)	12.40	0.00	107.71	107.71	193.84	93.45
Dubai Crude (US\$/bbl)	107.55	8.48	57.23	-60.10	50.65	73.36
NYMEX Crude (US\$/bbl)	94.77	4.26	32.92	49.13	41.07	65.05
Baltic Dry Index (pts)	2066.00	2.79	-5.53	7.44	23.79	10.07

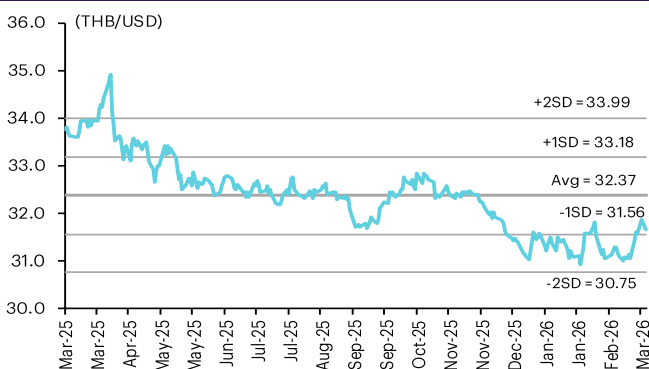
Thai and US 10-year government bond yield



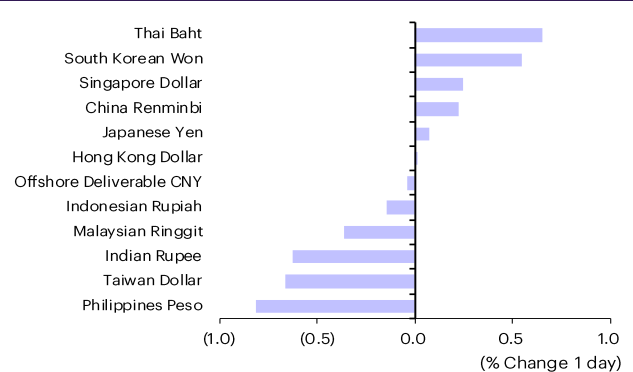
Thai and US 10-year government bond spread



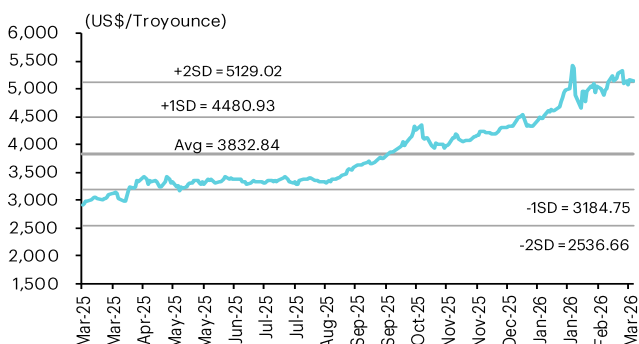
THB/USD exchange rate



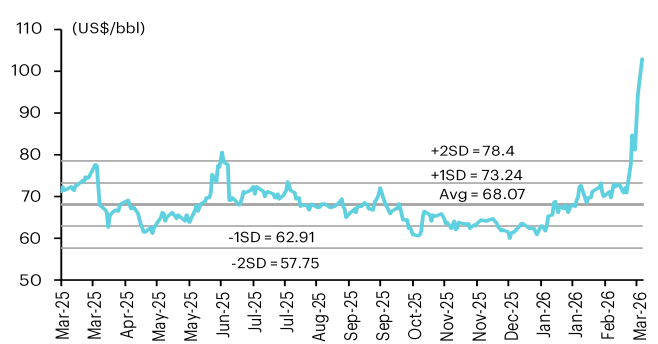
Regional foreign exchange rate spot return



Gold



Brent crude





Short sales as of March 9, 2026

	Volume (Shares)	Turnover (Bt)	Average price (Bt)	Short sale volume comparing with main board
GLOBAL	975,800	6,139,650	6.29	22.14
BCP	2,594,300	92,899,050	35.81	20.34
CHG	4,532,800	6,552,395	1.45	19.80
MEGA	169,400	5,674,050	33.49	15.90
SPRC	5,216,600	39,525,880	7.58	13.98
AOT	5,984,700	291,294,425	48.67	12.86
SPALI	651,000	10,946,470	16.81	12.80
EGCO	212,500	23,330,050	109.79	12.05
PTTEP	6,515,400	942,124,750	144.60	11.90
BANPU	19,791,500	119,385,530	6.03	11.85
LH	6,516,000	23,771,844	3.65	11.11
SCC	1,916,800	317,343,400	165.56	10.84
CPF	6,139,800	114,034,530	18.57	10.71
MINT	4,827,400	98,625,770	20.43	10.54
TASCO	475,800	5,980,110	12.57	9.95
SIRI	13,118,000	19,084,663	1.45	9.93
BCH	1,183,500	11,212,330	9.47	9.52
M	416,500	7,839,110	18.82	9.21
CPN	1,175,600	71,230,600	60.59	9.09
ITC	498,100	7,154,010	14.36	8.66
AP	1,747,200	14,804,180	8.47	8.42
ADVANC	984,600	344,467,400	349.86	8.39
BTS	6,357,200	12,884,161	2.03	8.04
TLI	1,834,600	18,197,595	9.92	8.03
BLA	138,500	2,623,780	18.94	7.94
MTC	2,071,700	61,111,525	29.50	7.86
SCCC	15,300	2,119,850	138.55	7.64
SAWAD	1,579,400	37,946,820	24.03	7.54
TCAP	354,900	19,444,375	54.79	7.11
JMART	747,800	4,692,530	6.28	7.01
SCB	1,487,600	211,092,150	141.90	7.00
PTG	777,800	6,433,375	8.27	6.97
JMT	1,489,700	12,803,110	8.59	6.95
CPALL	3,554,100	166,564,950	46.87	6.93
BJC	621,300	8,199,990	13.20	6.88
PTTGC	2,657,100	68,860,070	25.92	6.86
RATCH	474,700	13,365,375	28.16	6.75
BDMS	7,790,700	147,672,800	18.96	6.47
CBG	361,900	12,519,475	34.59	6.33
HMPRO	3,455,500	21,586,335	6.25	6.23
STA	2,917,800	43,673,620	14.97	5.95
TFG	2,735,300	16,731,715	6.12	5.75
DOHOME	818,500	2,600,236	3.18	5.73
GFPT	156,500	1,377,625	8.80	5.63
SAT	70,400	1,005,820	14.29	5.30
WHA	9,331,700	36,030,580	3.86	5.28
AWC	6,317,700	12,693,233	2.01	5.18
IVL	2,007,400	36,780,390	18.32	5.13
KCE	1,358,400	24,784,030	18.25	4.99
AMATA	1,364,100	23,792,090	17.44	4.95
CCET	3,054,200	13,287,000	4.35	4.94
KTB	4,559,000	149,498,175	32.79	4.76
KKP	362,400	25,584,200	70.60	4.33
GUNKUL	2,542,000	5,325,004	2.09	4.27
BEAUTY	248,200	77,424	0.31	4.19
DELTA	1,190,100	282,867,700	237.68	4.15
BEM	1,790,100	9,842,815	5.50	4.12
MBK	85,400	1,551,340	18.17	3.97
KBANK	1,215,100	221,248,850	182.08	3.95
IRPC	2,914,300	3,321,907	1.14	3.93
EPG	200,300	650,310	3.25	3.84
SCGP	731,700	12,431,640	16.99	3.64
BCPG	2,810,400	18,027,560	6.41	3.57
PLANB	603,900	2,498,026	4.14	3.45
TISCO	254,500	28,243,400	110.98	3.28
GPSC	627,200	20,184,475	32.18	3.25
BBL	572,900	93,111,300	162.53	2.97
OSP	490,100	7,111,100	14.51	2.87
PTT	3,542,500	118,034,650	33.32	2.84
THANI	259,100	430,568	1.66	2.83
SJWD	37,000	273,215	7.38	2.75
TPIPP	99,500	182,147	1.83	2.75



	Volume (Shares)	Turnover (Bt)	Average price (Bt)	Short sale volume comparing with main board
BH	218,900	36,806,550	168.14	2.70
EA	1,346,300	3,455,932	2.57	2.69
CKP	171,400	383,386	2.24	2.62
ICHI	176,100	2,438,550	13.85	2.43
BAM	490,800	3,385,340	6.90	2.40
DCC	24,700	28,899	1.17	2.40
SABINA	13,400	213,730	15.95	2.38
AEONTS	15,900	1,391,575	87.52	2.35
CENDEL	314,300	9,912,375	31.54	2.34
TIDLOR	572,200	9,629,140	16.83	2.27
OR	1,887,100	20,587,270	10.91	2.24
TOP	673,800	30,932,275	45.91	2.21
HANA	2,407,500	52,474,020	21.80	2.18
CK	252,400	3,793,840	15.03	2.08
BAY	12,800	316,370	24.72	1.97
PSH	23,100	80,986	3.51	1.94
MAJOR	53,400	415,565	7.78	1.88
SAPPE	17,300	502,650	29.05	1.85
TU	324,800	3,493,350	10.76	1.84
BEC	20,800	41,319	1.99	1.80
TRUE	4,104,500	52,597,950	12.81	1.75
TTB	7,310,200	15,804,584	2.16	1.73
CRC	375,400	6,573,810	17.51	1.55
QH	312,600	419,388	1.34	1.53
COM7	237,000	5,219,300	22.02	1.51
BTG	113,100	2,435,710	21.54	1.47
TTA	66,700	315,930	4.74	1.44
TDEX	21,000	182,764	8.70	1.39
TIPH	4,600	96,920	21.07	1.35
GULF	1,232,900	66,037,225	53.56	1.31
BLAND	74,700	31,374	0.42	1.26
RCL	96,500	3,019,450	31.29	1.24
NER	221,600	1,025,950	4.63	1.22
GLD	33,000	209,880	6.36	1.12
AURA	21,500	275,420	12.81	1.07
TTW	117,000	1,088,835	9.31	1.03
UNIQ	14,000	32,900	2.35	0.95
TQM	12,100	157,950	13.05	0.91
ERW	280,600	698,852	2.49	0.87
KTC	298,100	8,400,425	28.18	0.86
STECON	376,400	4,292,840	11.40	0.83
JTS	15,300	787,850	51.49	0.79
TKN	12,300	48,648	3.96	0.69
BGRIM	158,700	1,817,730	11.45	0.65
TVO	16,100	398,430	24.75	0.64
ASML01	5,034	176,181	35.00	0.62
VGI	830,800	791,805	0.95	0.60
SGP	3,200	24,640	7.70	0.58
TOA	16,800	231,280	13.77	0.49
WHAUP	126,700	523,954	4.14	0.49
JAS	80,700	88,590	1.10	0.31
THCOM	127,100	1,581,760	12.45	0.28
AAV	548,600	565,027	1.03	0.25
BA	58,800	729,790	12.41	0.25
ORI	10,900	18,966	1.74	0.23
CN23	10	57	5.74	0.17
SISB	3,200	33,920	10.60	0.14
SPCG	2,000	18,105	9.05	0.13
BPP	300	3,670	12.23	0.12
CNSTAR5023	3	21	6.85	0.11
JAPAN10001	12	307	25.54	0.08
STGT	15,100	145,680	9.65	0.08
LPN	100	159	1.59	0.01
STPI	1,100	4,546	4.13	0.01
PR9	100	1,640	16.40	0.00
TPIPL	100	71	0.71	0.00

Source: SET, InnovestX Research



Director trade

Director trade as reported on March 9, 2026

Company	Name of Director	Product	Transaction date	Amount (Shares)	Average Price (Bt)	Amount (Bt)	Buy/Sell
ALT	Mrs PREEYAPORN TANGPAOSAK	Common Share	04-03-26	3,600	0.97	3,492	Purchase
ALT	Mrs PREEYAPORN TANGPAOSAK	Common Share	05-03-26	5,200	0.95	4,940	Purchase
ALT	Mrs PREEYAPORN TANGPAOSAK	Common Share	05-03-26	2,600	0.95	2,470	Purchase
ALT	Mrs PREEYAPORN TANGPAOSAK	Common Share	05-03-26	1,000	0.96	960	Purchase
ALT	Mrs PREEYAPORN TANGPAOSAK	Common Share	06-03-26	6,100	0.98	5,978	Purchase
AWC	Mr. Boon chin Heng	Common Share	05-03-26	200,000	2.04	408,000	Purchase
AWC	Mr. Boon chin Heng	Common Share	06-03-26	300,000	2.08	624,000	Purchase
BCH	Miss PORNSUDA HARNPHANICH	Common Share	06-03-26	100,000	9.60	960,000	Purchase
BCH	Mr KANTAPORN HARNPHANICH	Common Share	06-03-26	100,000	9.60	960,000	Purchase
BGC	Mr KITTISAK CHOKELARPTAWEE	Common Share	05-03-26	155,000	4.27	661,850	Sale
BIS	Mr PORAMASE KAMPAK	Common Share	05-03-26	8,100	2.00	16,200	Purchase
BWG	Miss NATTAPHAN LUENGVIRIYA	Common Share	06-03-26	9,162,800	0.28	2,565,584	Purchase
BWG	Miss NATTAPHAN LUENGVIRIYA	Common Share	09-03-26	10,837,200	0.28	3,034,416	Purchase
CCET	Mr KHONGSIT CHOUKITCHAROEN	Common Share	06-03-26	10,000	4.60	46,000	Purchase
CPF	Mr SUPHACHAI CHEARAVANONT	Common Share	04-03-26	15,000	19.14	287,100	Purchase
EMPIRE	Mr SUCHART WONGMARK	Common Share	04-03-26	22,000	0.56	12,320	Purchase
EP	Mr YUTH CHINSUPAKUL	Common Share	06-03-26	3,900	1.19	4,641	Purchase
HANA	Mr Richard david Han	Common Share	04-03-26	2,500,000	16.80	42,000,000	Purchase
HANA	Mr Richard david Han	Common Share	05-03-26	800,000	18.26	14,608,000	Purchase
HANA	Mr Richard david Han	Common Share	06-03-26	1,000,000	18.95	18,950,000	Purchase
HTC	Mrs PARIYA CHIRABANDHU	Common Share	09-03-26	30,000	15.50	465,000	Purchase
IMH	Mr SITTIVAT KAMKATWONG	Common Share	06-03-26	8,000	2.93	23,440	Purchase
KAMART	Mr WIWAT THEEKHAKHIRIKUL	Common Share	02-03-26	600,000	9.10	5,460,000	Purchase
KAMART	Mr WIWAT THEEKHAKHIRIKUL	Common Share	04-03-26	500,000	8.85	4,425,000	Purchase
KCE	Mr PITHARN ONGKOSIT	Common Share	09-03-26	647,900	16.98	11,001,342	Purchase
KGEN	Mr ATTHAYUT VUTTHITHUMMEE	Common Share	05-03-26	180,000	1.20	216,000	Sale
LPH	Mr UNGOON CAHNTANAVANICH	Common Share	05-03-26	10,000	3.74	37,400	Purchase
MALEE	Mr CHAICHAT BOONYARAT	Common Share	05-03-26	323,400	4.81	1,555,554	Purchase
MALEE	Mr CHAICHAT BOONYARAT	Common Share	06-03-26	309,600	4.80	1,486,080	Purchase
MGI	Mr SUCHART LAOPREEDA	Common Share	06-03-26	7,000	5.30	37,100	Sale
MITSB	Mr NITIPAT YONGSANGUANCHAI	Common Share	06-03-26	10,000	0.54	5,400	Purchase
NAT	Mr SAHATAT TRIMETSOONTORN	Common Share	05-03-26	35,398,820	2.50	88,497,050	Sale
NER	Mr TEPAKUL POONLARP	Convertible Debenture	04-03-26	3,333,300	0.03	99,999	Purchase
NTV	Mr PIYASIL CHANPOO	Common Share	06-03-26	700	23.10	16,170	Purchase
NTV	Mr PIYASIL CHANPOO	Common Share	06-03-26	1,000	23.20	23,200	Purchase
PSH	Mrs RATTANA PROMSAWAD	Common Share	06-03-26	250,000	3.57	892,500	Purchase
RJH	Mr SURIN PRASITHIRUN	Common Share	06-03-26	40,000	13.20	528,000	Purchase
SAAM	Mr PODDUANG KONGKAMEE	Common Share	05-03-26	200,000	-	#VALUE!	Transfer
SCL	Mr SAKOL TANGKOSKUL	Common Share	06-03-26	1,220,200	1.50	1,830,300	Purchase
SCL	Mr VAURAPONG TANGKOSKUL	Common Share	09-03-26	200,000	1.23	246,000	Purchase
SE	Mr SITTICHAI LEEKASEM	Common Share	06-03-26	600	0.45	270	Purchase
SE	Mr SITTICHAI LEEKASEM	Common Share	09-03-26	567,800	0.45	255,510	Purchase
SKIN	Mr SAHACHART KHAMNIN	Common Share	06-03-26	5,000	1.15	5,750	Sale
SLP	Mr SATHIT TATAWATORN	Common Share	06-03-26	50,000	0.32	16,000	Purchase
SLP	Mr SATHIT TATAWATORN	Common Share	06-03-26	100,000	0.32	32,000	Purchase
SLP	Mr SATHIT TATAWATORN	Common Share	06-03-26	50,000	0.33	16,500	Purchase
SLP	Mr SATHIT TATAWATORN	Common Share	06-03-26	100,000	0.33	33,000	Purchase
SO	Mr CHINNAPAT JADCHAROEN	Common Share	05-03-26	20,000	4.16	83,200	Sale
SYNEX	Miss SUTIDA MONGKOLSUTHREE	Common Share	05-03-26	200,000	9.20	1,840,000	Purchase
SYNTEC	Mr JIRAMOTE PHAHUSUTR	Common Share	06-03-26	100,000	1.68	168,000	Purchase
TACC	Mr CHATCHAWEE VATANASUK	Common Share	02-03-26	1,598,300	5.69	9,094,327	Sale
TACC	Mr CHATCHAWEE VATANASUK	Common Share	05-03-26	280,000	5.50	1,540,000	Sale
TACC	Mr CHATCHAWEE VATANASUK	Common Share	06-03-26	200,000	5.55	1,110,000	Sale
TATG	Mr KAVUT HARUTHAI	Common Share	06-03-26	20,000	0.95	19,000	Purchase
TITLE	Mr DARONG HUTAJUTA	Common Share	06-03-26	40,000	7.91	316,400	Purchase
TMAN	Mr VARITTHORN SIRIPRAPHATMONGKHON	Common Share	04-03-26	8,000	12.50	100,000	Purchase
TMILL	Mr PRAPAS CHUTIMAVORAPHAND	Common Share	05-03-26	24,000	2.04	48,960	Purchase
TMILL	Mr PRAPAS CHUTIMAVORAPHAND	Common Share	05-03-26	24,900	2.04	50,796	Purchase
TMILL	Mr PRAPAS CHUTIMAVORAPHAND	Common Share	06-03-26	24,500	2.06	50,470	Purchase
TMT	Mr SOMSAK TOMORAKUL	Common Share	06-03-26	13,700	2.80	38,360	Purchase
TSE	Mr THANATIS THANINKULNIPAT	Common Share	05-03-26	29,500	0.38	11,210	Purchase
TSTE	Mr PRAPAS CHUTIMAVORAPHAND	Common Share	05-03-26	1,000	10.20	10,200	Purchase
TSTE	Mr PRAPAS CHUTIMAVORAPHAND	Common Share	06-03-26	100	10.20	1,020	Purchase
TURBO	Mr SUTACH RUANGSUTTIPAP	Common Share	04-03-26	2,000,000	1.53	3,060,000	Purchase
WASH	Mrs WAEWKANEE ASSORATGOON	Common Share	06-03-26	430,000	5.52	2,373,600	Sale
WFX	Miss CHALONGKWAN WONGSASUTHIKUL	Common Share	06-03-26	50,000	0.79	39,500	Purchase
WFX	Miss CHALONGKWAN WONGSASUTHIKUL	Common Share	06-03-26	310,000	0.80	248,000	Purchase
WFX	Mr CHAWALIT TIYADECHACHAI	Common Share	06-03-26	20,000	0.79	15,800	Purchase
WICE	Mr CHUDET KONGSOONTHORN	Common Share	06-03-26	250,000	2.50	625,000	Purchase
WICE	Mr PATADON KONGSOONTHORN	Common Share	06-03-26	20,000	2.50	50,000	Purchase
WICE	Mrs ARAYA KONGSOONTHORN	Common Share	06-03-26	30,000	2.50	75,000	Purchase
				Total	Purchase	119,710,482	
					Sale	103,618,877	
					Net	16,091,605	



Corporate calendar

March 2026				
Monday 9	Tuesday 10	Wednesday 11	Thursday 12	Friday 13
XD AMA Bt0.2 ARIP Bt0.02 BIZ Bt0.5 BVG Bt0.051 B-WORK Bt0.183371 CPN Bt2.4 CPW Bt0.15 FUTURERT Bt0.122869 GBX Bt0.004 GFC Bt0.1 GOOG80 Bt0.0033 GOOGL01 Bt0.0076 GOOGL03 Bt0.002604 HYDROGEN Bt0.13 ITTHI Bt0.1 LST Bt0.22 MEGA Bt0.8 MSC Bt0.35 SCL Bt0.092 STECON Bt0.55 TKN Bt0.13 UNH19 Bt0.0289 XO Bt0.358 XW ITTHI 4 : 1 PD DIF Bt0.2222 SIRIPRT Bt0.08 Decreased capital SMT Share listing AWC 13,573,300 Shares	XD BDMS Bt0.65 BDX06 Bt0.01084 BEM Bt0.15 BGRIM Bt0.232 BKIH Bt6.25 BM Bt0.05 BTG Bt1.5 CME03 Bt0.062508 COM7 Bt1.1 CPT Bt0.025 DREIT Bt0.19 ERW Bt0.07 INSET Bt0.04 JCT Bt4.8 JR Bt0.055 KCC Bt0.0831 KK Bt0.015 MGC Bt0.11 MST Bt0.17 PAP Bt0.08 PLAT Bt0.02 PLT Bt0.01 PTG Bt0.35 RJH Bt0.35 TMI Bt0.01 TNL Bt0.6 TRVUS06 Bt0.01362 TTW Bt0.3 UBE Bt0.0153 UPOIC Bt0.34 UTP Bt0.3 XW KUN 4 : 1 PD WHABT Bt0.15	XD A5 Bt0.05 ADVICE Bt0.185 ASP Bt0.09 AXTRART Bt0.2194 BA Bt0.7 CK Bt0.25 CPNREIT Bt0.2794 CPR Bt0.035 DCON Bt0.00275 DTCENT Bt0.0608 EURO Bt0.25 FSMART Bt0.2 FTI Bt0.04 HFT Bt0.27 HKX23 Bt0.033484 HL Bt0.22 ICN Bt0.09 IDG Bt0.0735 ISSARA Bt0.1625 KTBSTMR Bt0.1513 LHHOTEL Bt0.31 LHRREIT Bt0.07 LHSC Bt0.241 LOXLEY Bt0.08 LPN Bt0.05 MJLF Bt0.18 NVDA01 Bt0.0002 NVDA06 Bt0.0002 NVDA19 Bt0.001 NVDA80 Bt0.00154 RCL Bt1.5 SE Bt0.026493 SEAOL Bt0.1 SGP Bt0.1 SHR Bt0.055 SRIPANWA Bt0.2554 TK Bt0.2 TNP Bt0.055 TPIPL Bt0.03 TPIPP Bt0.07 UOBKH Bt0.009 WICE Bt0.14 WIJK Bt0.055 WPH Bt0.073 WPH 50 : 1 XD(ST) ZEN Bt0.1 XW CWT 1 : 1,350 XB CWT 3,150 : 1 CWT 1 : 1,350	XD 2S Bt0.12 AH Bt0.48 APO Bt0.05 AS Bt0.1 BGC Bt0.07 BJCHI Bt0.0171 BOFFICE Bt0.1468 CPH Bt0.75 CTW Bt0.08 MASTEC Bt0.14 MTI Bt0.81 NC Bt0.01 NDR Bt0.035 PEACE Bt0.06 PMTA Bt0.7 PRINC Bt0.012 PSH Bt0.09 PSP Bt0.2 PTC Bt0.01 QLT Bt0.031 RATCH Bt0.8 SCP Bt1 SECURE Bt1 SEI Bt0.11 SFLEX Bt0.05 STECH Bt0.04 SUSCO Bt0.03 SVOA Bt0.08 THG Bt0.14 TMD Bt1.7 TQM Bt0.6 TTI Bt0.5 UEC Bt0.03 VCOM Bt0.23 XR QTCG 1 : 4 @Bt0.08 XW BWG 6 : 1 TL 6 : 1 PD FTREIT Bt0.1945 GVVREIT Bt0.1783 INETREIT Bt0.0675 LUXF Bt0.196 MC Bt0.52	XD ASIMAR Bt0.12 BUI Bt0.2 BUI 10 : 1 XD(ST) CEYE Bt0.075 CMAN Bt0.15 CPI Bt0.27 CSC Bt2.25 CSC-P Bt3.75 DOD Bt0.05 EAST Bt0.02 EGCO Bt3.25 FORTH Bt0.21 ICHI Bt0.55 KBS Bt0.5 KO80 Bt0.01647 M-CHAI Bt0.4 NAM Bt0.03 NETEASE80 Bt0.07169 NTSC Bt0.3 ONSENS Bt0.019 PRTR Bt0.3 S Bt0.015 SP500US19 Bt0.0319 SP500US80 Bt0.00742 SPCG Bt0.26 STC Bt0.01 SVT Bt0.05 SYMC Bt0.0973 TEAM Bt0.15 TIPH Bt1 TNR Bt0.2 TPP Bt1 TVH Bt0.44 TVO Bt1.17 VIH Bt0.4 XR EMPIRE 3.3334 : 1 @Bt0.50 PD CPTREIT Bt0.1022 IMPACT Bt0.24 KPNREIT Bt0.0592
XD BRI Bt0.025 CNT Bt0.05 HANA Bt0.75 MAGURO Bt0.46 MASTER Bt0.4 META01 Bt0.0028 META06 Bt0.00202 META80 Bt0.00203 NDAQ06 Bt0.00833 SNP Bt0.45 STX Bt0.085 TMILL Bt0.05 UNIQ Bt0.08 WINMED Bt0.0125 XPG Bt0.01 PD HERMES80 Bt0.01311 PROSPECT Bt0.218 SGX19 Bt0.019 TPRIME Bt0.1019	XD ADD Bt0.09 BH Bt9 BH-P Bt9 BIG Bt0.01 HPF Bt0.133 LALIN Bt0.16 MBK Bt0.6 MII Bt0.15 MNIT Bt0.033 MNIT2 Bt0.09 MNRF Bt0.03 M-STOR Bt0.11 PYLON Bt0.24 SIRI Bt0.08 SONIC Bt0.06 TAIWANAI13 Bt0.049435 TAIWANHD13 Bt0.375706 TQR Bt0.225 WARRIX Bt0.0563 PD SUPEREIF Bt0.1733	XD KCAR Bt0.14 KOOL Bt0.0125 PRG Bt0.38 SAMART Bt0.14 SAMTEL Bt0.05 SAV Bt0.5 THIP Bt0.95 TSTE Bt0.08 PD EGATIF Bt0.0351 KBSPIF Bt0.17 TFFIF Bt0.1219 TTLPF Bt0.4946	XD AMC Bt0.08 CCET Bt0.09 HTECH Bt0.1 KJL Bt0.26 LANNA Bt0.5 NTV Bt1.04 PATO Bt0.45 PDG Bt0.17 SFT Bt0.07 SPG Bt0.8 TEHG Bt0.22 TTA Bt0.25	XD WMTO6 Bt0.00768 PD AIMIRT Bt0.205 AMATAR Bt0.118 BAREIT Bt0.2 BRGGIF Bt0.02417 KSL Bt0.04 PICO Bt0.05 QHHRREIT Bt0.18 SPRIME Bt0.1 WHART Bt0.1212 XO Bt0.358
XD AVGO80 Bt0.00409 JDF Bt0.18 QQQM19 Bt0.0164 SPCOM80 Bt0.01171 SPENGY80 Bt0.02324 SPFIN80 Bt0.05943 SPHLTH80 Bt0.02046 SPTECH80 Bt0.01363 PD GAHREIT Bt0.325 GROREIT Bt0.28	PD HYDROGEN Bt0.13 MGC Bt0.11 MIPF Bt0.38 TIFI Bt0.155	PD ALLY Bt0.111 B-WORK Bt0.183371 FUTURERT Bt0.122869 SBUX80 Bt0.0078	XD LEE Bt0.2 Q-CON Bt0.4 PD BGC Bt0.07 HFT Bt0.27 ISSARA Bt0.1625 KTBSTMR Bt0.1513 SRIPANWA Bt0.2554 VISA06 Bt0.00259 VISA80 Bt0.00214	XD NOV080 Bt0.03962 SCGD Bt0.19 PD AMGN06 Bt0.01951 AXTRART Bt0.2194 BAC03 Bt0.014098 BOFFICE Bt0.1468 CPNREIT Bt0.2794 LHHOTEL Bt0.31 LHRREIT Bt0.07 LHSC Bt0.241 MJLF Bt0.18 MSFT06 Bt0.00706 MSFT19 Bt0.008 USTR24 Bt0.01 WHAIR Bt0.1755

XD - Cash Dividend
XD(ST) - Stock Dividend

PD - Payment Date
XR - Rights for Common

XW - Rights for Warrant
XT - Rights for Transferable Subscription Right

XE - Warrant Exercise
CW - Capital write-down

SP - Suspension



Disclaimer

The information in this report has been obtained from sources believed to be reliable. However, its accuracy or completeness is not guaranteed. Any opinions expressed herein reflect our judgment at this date and are subject to change without notice. This report is for information only. It is not to be construed as an offer, or solicitation of an offer to sell or buy any securities. We accept no liability for any loss arising from the use of this document. We or our associates may have an interest in the companies mentioned therein.

InnovestX Securities Company Limited (“INVX”) is wholly owned by SCB X Public Company Limited (“SCBX”) and The Siam Commercial Bank Public Company Limited (“SCB”) is majority-owned by SCBX. Any information related to SCB is for sector comparison purpose.

This document is prepared by InnovestX Securities Company Limited (“INVX”) which is wholly owned by SCB X Public Company Limited (“SCBX”). The Siam Commercial Bank Public Company Limited, which is majority-owned by SCBX, acts as financial advisor of the LH Hotel Leasehold Real Estate Investment Trust. Any opinions, news, research, analyses, prices, statements, forecasts, projections and/or other information contained in this document (the “Information”) is provided as general information purposes only and shall not be construed as individualized recommendation of an offer to buy or sell or the solicitation of an offer to buy or sell any securities. INVX and/or its directors, officers and employees shall not be liable for any direct, indirect, incidental, special or consequential loss or damage, resulting from the use of or reliance on the Information, including without limitation to, damages for loss of profits. The investors shall use the Information in association with other information and opinion, including their own judgment in making investment decision. The Information is obtained from sources believed to be reliable, and INVX cannot guarantee the accuracy, completeness and/or correctness of the Information.

INVX reserves the right to modify the Information from time to time without notice and in its sole discretion. This document is delivered to intended recipient(s) only and is not permitted to reproduce, retransmit, disseminate, sell, distribute, republish, circulate or commercially exploit the Information in any manner without the prior written consent of INVX.

Futures and Options trading carry a high level of risk with the potential for substantial losses, and are not suitable for all persons. Before deciding to trade Futures and Options, you should carefully consider your financial position, investment objectives, level of experience, and risk appetite if Futures and Options trading are appropriate. The possibility exists that you could sustain a loss of some or all of your initial investment. You should be aware of all the risks associated with Futures and Options trading, and you are advised to rely on your own judgment while making investment decision and/or should seek advice from professional investment advisor if you have any doubts.

This document is delivered to intended recipient(s) only and is not permitted to reproduce, retransmit, disseminate, sell, distribute, republish, circulate or commercially exploit the Information in any manner without the prior written consent of INVX.

© Copyright 2026 InnovestX Securities Co., Ltd. All right reserved.



CG Rating 2025 Companies with CG Rating

Companies with Excellent CG Scoring

AAI, AAV, ACE, ADB, ADVANC, AEONTS, AF, AGE, AIRA, AJ, AKP, AKR, ALLA, ALT, AMA, AMARIN, AMATA, AMATAV, AOT, AP, ARIP, ASIAN, ASIMAR, ASK, ASP, ASW, AUCTION, AURA, AWC, B, BAFS, BAM, BANPU, BAY, BBGI, BBL, BCH, BCP, BCPG, BDM, BEC, BEM, BEYOND, BGC, BGRIM, BH, BIZ, BJC, BKIH, BLA, BLC, BOL, BPP, BRI, BRR, BSRC, BTG, BTS, BWG, CBG, CENTEL, CFRESH, CGH, CHASE, CHEWA, CHG, CHOW, CIMBT, CIVIL, CK, CKP, CMC, CNT, COLOR, COM7, CPALL, CPAXT, CPF, CPL, CPN, CPW, CRC, CREDIT, DCC, DDD, DELTA, DEMCO, DITTO, DMT, DOHOME, DRT, DUSIT, EASTW, EGCO, EPG, ERW, ETC, ETE, FLOYD, FN, FORTH, FPI, FPT, FSMART, FSX, FTI, GABLE, GC, GCAP, GFC, GFPT, GGC, GLAND, GLOBAL, GPSC, GRAMMY, GULF, GUNKUL, HANA, HARN, HENG, HMPRO, HPT, HTC, ICC, ICHI, IIL, ILINK, ILM, IND, INET, INSET, INSURE, IP, IRC, IRPC, IT, ITC, ITEL, ITTHI, IVL, J, JAS, JMART, JMT, JTS, KBANK, KCAR, KCC, KCE, KCG, KEX, KJL, KKP, KSL, KTB, KTC, KUMWEL, LH, LHFG, LIT, LOXLEY, LRH, LST, M, MAJOR, MALEE, MBK, MC, MEGA, MFC, MFEC, MGC, MINT, MODERN, MONO, MOONG, MOSHI, MSC, MST, MTC, MTI, NEP, NER, NKI, NOBLE, NRF*, NV, NVD, NYT, OCC, ONEE, OR, ORI, ORN, OSP, PAP, PB, PCC, PCSGH, PDJ, PG, PHOL, PIMO, PJW, PL, PLANB, PLAT, PLUS, PM, PMC, PORT, PPP, PPS, PQS, PR9, PRG, PRM, PRTR, PSH, PSL, PSP, PTC, PTG, PTT, PTTEP, PTTGC, Q-CON, QH, QTC, RABBIT, RATCH, RBF, ROCTEC, RS, RT, S, S&J, SA, SAAM, SABINA, SAK, SAMART, SAMTEL, SAT, SAV, SAWAD, SC, SCAP, SCB, SCC, SCCC, SCG, SCGD, SCGP, SCM, SDC, SE, SEAFCO, SEAOL, SELIC, SENA, SENX, SFLEX, SGC, SGP, SGT, SHR, SICT, SIRI, SIS, SITHAI, SJWD, SKR, SKY, SMPC, SNC, SNNP, SNP, SO, SONIC, SPALI, SPC, SPCG, SPI, SPRC, SR, SSF, SSP, SSSC, STA, STARM, STECON, STGT, STI, SUC, SUN, SUSCO, SUTHA, SVOA, SYMC, SYNEX, SYNTEC, TACC, TAN, TASCOC, TBN, TCAP, TCMC, TEAMG, TEGH, TEKA, TFG, TFMAMA, TGE, TGH, THANA, THANI, THCOM, THIP, THRE, THREL, TIPH, TISCO, TKS, TKT, TLI, TM, TMD, TMILL, TMT, TNDT, TNITY, TNL, TOA, TOG, TOP, TPAC, TPBI, TQM, TRUBB, TRUE, TSC, TSTE, TSTH, TTA, TTB, TTCL, TTW, TV, TVDH, TVH, TVO, TWPC, UAC, UBE, UBIS, UP, UPF, UPOIC, UV, VGI, VIBHA, VIH, VNG, WACOAL, WGE, WHA, WHAUP, WICE, WINMED, WINNER, WP, WPH, ZEN

Companies with Very Good CG Scoring

2S, A5, ABM, ACG, ADD, AE, AH*, AIT, ALUCON, AMC, ANAN, APCO, APCS, ATP30, BA, BBIK, BC, BCP, BEB, BIG, BPS, BR, BSBM, BTC, BTW, BVG, BYD*, CFARM, CH, CIG, CM, CMAN, CMO*, COCOCO, COMAN*, CPI, CRD, CSC, DEXON, DTCENT, EAST, EKH, ESTAR, EURO, EVER, FE, FVC, GEL, HUMAN, ICN, IFS, JDF, JPARK, JSP, JUBILE, K, KGI*, KTIS, KTMS, KUN, LALIN, LANNA, LEO, LHK, LPN*, MAGURO, MATCH, MBAX, M-CHAI, MCOT, METCO, MICRO, MVP*, NC, NCH, NCL, NDR, NEO, NL, NSL, NTSC, NTV, OKJ, PATO, PDG, PEACE, PEER, PREB, PRI, PRIME, PRIN, PRINC*, PROUD, PSG, PSTC, PT, QLT, RCL, READY, RPH, SAMCO, SANKO, SAPPE, SCI, SCN, SECURE, SFT, SINO, SKE, SMT, SPA, SPVI, SRS, SUPER, SVI*, SWC, TAE, TFM, TIDLOR*, TIPCO, TITLE, TK, TKN*, TMC, TMI, TNP, TNR, TPA, TPCS, TPIPL*, TPIPP, TPS, TQR, TRP, TRT, TURTLE, TVT, UBA, UREKA, VCOM, VRANDA, WARRIX, WAVE*, WIN, XO, XPG, XYZ, ZIGA

Companies with Good CG Scoring

AHC, AIE, AMANAH, AMR, ANI, APURE, ARIN, ARROW, ASIA, ASN, AYUD, BIOTEC, BIS, BJCHI, BLAND, CAZ, CEN, CHAO, CHARAN*, CHAYO, CHIC, CHOTI, CI, CITY, CSP, CSS, CWT, DIMET*, DOD, DPAINT, DV8, EA*, EASON, ECF*, EFORL, FNS, FTE, GBX, GPI, GTB, GYT, IMH, IRCP, ITNS, IVF, JCK, KBS, KISS, KK, KWC, KWM, L&E, LDC, LEE, MCA, MEB, MEDEZE, MENA, MILL*, MITSIB, MK, MPJ, NAM, NATION, NCAP, NEX, NOVA, NPK, OGC, PACO, PANEL, PCE, PHG, PICO*, PIN, PIS, PLANET, POLY, PRAKIT, PRAPAT, PROEN, PROS, PTECH, PYLON, RAM, RJH, RML, ROCK, RPC, SAFE, SALEE, SE-ED, SIAM, SINGER, SISB, SK, SKN, SMD100, SNPS, SORKON, SPREME, SST, STANLY, STC, STPI, STX, SVR, SVT, TAKUNI, TATG, TFI, THG*, TMAN, TOPP, TPLAS, TPOLY, TRC*, TRU, TSE, TSR*, UKEM, UOBKH, VARO, VL, WFX, WIJK, WORK, YUASA, ZAA

Corporate Governance Report

The material contained in this publication is for general information only and is not intended as advice on any of the matters discussed herein. Readers and others should perform their own independent analysis as to the accuracy or completeness or legality of such information. The Thai Institute of Directors, its officers, the authors and editor make no representation or warranty as to the accuracy, completeness or legality of any of the information contained herein. By accepting this document, each recipient agrees that the Thai Institute of Directors Association, its officers, the authors and editor shall not have any liability for any information contained in, or for any omission from, this publication.

The survey result is as of the date appearing in the Corporate Governance Report of Thai Listed Companies. As a result, the survey result may be changed after that date. InnovestX Securities Company Limited does not conform nor certify the accuracy of such survey result.

* บริษัทหรือกรรมการหรือผู้บริหารของบริษัทที่มีข่าวด้านการกำกับดูแลกิจการที่ส่งผลกระทบต่อผลสำรวจ 1 ช่วงคะแนน เช่น การกระทำความผิดเกี่ยวกับหลักทรัพย์ การทุจริต คอร์รัปชัน เป็นต้น ซึ่งการใช้ข้อมูล CGR ควรตระหนักถึงข่าวดังกล่าวประกอบด้วย

* บริษัทหรือกรรมการหรือผู้บริหารของบริษัทที่มีข่าวด้านการกำกับดูแลกิจการ เช่น กรณีที่มีการฝ่าฝืนหรือละเลยการปฏิบัติตามกฎหมาย ข้อบังคับ ระเบียบ ประกาศ คำสั่ง มติคณะกรรมกร หรือข้อตกลงการดำเนินงานหลักทรัพย์

Anti-corruption Progress Indicator

Certified (ได้รับรับรอง)

2S, AAI, ACE, ADB, ADVANC, AE, AF, AH, AI, AIE, AIRA, AJ, AKP, AMA, AMANAH, AMATA, AMATAV, AP, APCO, AS, ASIAN, ASK, ASP, ASW, AWC, AYUD, B, BAFS, BAM, BANPU, BAY, BBGI, BBL, BCH, BCP, BCPG, BEB, BEC, BEYOND, BGC, BGRIM, BLA, BPP, BPS, BRI, BRR, BSBM, BTC, BTG, BTS, BWG, CAZ, CBG, CEN, CENTEL, CFRESH, CGH, CHASE, CHEWA, CHOTI, CHOW, CI, CIG, CIMBT, CM, CMC, COM7, CPALL, CPAXT, CPF, CPI, CPL, CPN, CPW, CRC, CREDIT, CSC, CV, DCC, DELTA, DEMCO, DEXON, DIMET, DMT, DOHOME, DRT, DUSIT, EASTW, ECF, EGCO, EP, EPG, ERW, ETC, ETE, FNS, FPI, FPT, FSMART, FSX, FTE, GBX, GC, GCAP, GEL, GFPT, GGC, GLOBAL, GPI, GPSC, GUNKUL, HANA, HARN, HEALTH, HENG, HMPRO, HTC, ICC, ICHI, ICN, IFS, IIL, ILINK, ILM, INET, INOX, INSURE, IRPC, ITC, ITEL, IVL, JAS, JMART, JR, JTS, K, KASET, KBANK, KCAR, KCE, KGEN, KGI, KKP, KSL, KTB, KTC, L&E, LANNA, LH, LHFG, LHK, LPN, LRH, M, MAJOR, MALEE, MATCH, MBAX, MBK, MC, MCOT, MEGA, MENA, META, MFC, MFEC, MINT, MODERN, MONO, MOONG, MSC, MST, MTC, MTI, NATION, NCAP, NEP, NER, NKI, NOBLE, NRF, OCC, OGC, OR, ORI, OSP, PAP, PATO, PB, PCSGH, PDG, PDJ, PG, PHOL, PIMO, PK, PL, PLANB, PLANET, PLAT, PLUS, PM, PMC, PPP, PPM, PPS, PQS, PR9, PREB, PRG, PRIME, PRINC, PRM, PROS, PRTR, PSH, PSL, PSTC, PT, PTECH, PTG, PTT, PTTEP, PTTGC, PYLON, Q-CON, QH, QLT, QTC, RABBIT, RATCH, RBF, RML, RS, RWI, S&J, SA, SAAM, SABINA, SAK, SAPPE, SAT, SC, SCB, SCC, SCCC, SCG, SCGD, SCGP, SCM, SCN, SEAOL, SE-ED, SELIC, SENA, SENX, SFLEX, SGC, SGP, SIRI, SIS, SITHAI, SJWD, SKR, SMIIT, SMPC, SNC, SNNP, SNP, SORKON, SPACK, SPALI, SPC, SPI, SPRC, SRICHA, SSF, SSP, SSSC, SST, STA, STARM, STGT, STOWER, SUSCO, SVI, SVOA, SVT, SYMC, SYNTEC, TAE, TAKUNI, TASCOC, TCAP, TCMC, TEGH, TFG, TFI, TFMAMA, TGE, TGH, THANI, THCOM, THIP, THRE, THREL, TIPCO, TIPH, TISCO, TKN, TKS, TKT, TMD, TMILL, TMT, TNITY, TNL, TNP, TNR, TOG, TOP, TOPP, TPA, TPAC, TPCS, TPLAS, TRT, TRU, TRUE, TSC, TSI, TSTE, TSTH, TTA, TTB, TTCL, TU, TURTLE, TVDH, TVO, TWPC, UBE, UBIS, UEC, UKEM, UPF, UV, VCOM, VGI, VIBHA, VIH, WACOAL, WHA, WHAUP, WICE, WIJK, WPH, XO, YUASA, ZEN, ZIGA

Declared (ประกาศเจตนา)

AMARIN, ANI, APCO, ASAP, ASEFA, AUCTION, AURA, B52, BKIH, CHG, DITTO, EA, EAST, EMC, ESTAR, EVER, FLOYD, GABLE, GFC, GREEN, GULF, HL, HUMAN, IP, IT, J, JDF, JMT, KCC, KJL, LDC, LIT, M-CHAI, MEDEZE, MGC, MJD, MOSHI, NSL, NTSC, PCC, PCE, PLE, PROEN, PROUD, PTC, S, SANKO, SAWAD, SCAP, SFT, SHR, SINGER, SINO, SKE, SKY, SOLAR, SONIC, SUPER, TBN, TEAMG, TMC, TMI, TPP, TQM, UOBKH, UP, UREKA, VL, VNG, WARRIX, WELL, WIN, WP

N/A

88TH, A, A5, AAV, ABM, ACAP, ACC, ACG, ADD, ADVICE, AEONTS, AFC, AGE, AHC, AIT, AJA, AKR, AKS, ALLA, ALPHAX, ALT, ALUCON, AMARC, AMC, AMR, ANAN, AOT, APO, APP, APURE, AQUA, ARIN, ARIP, ARROW, ASIA, ASIMAR, ASN, ATLAS, ATP30, AU, BA, BBIK, BC, BCT, BDM, BEAUTY, BEM, BGT, BH, BIG, BIOTEC, BIS, BIZ, BJC, BJCHI, BKA, BKD, BKGI, BLAND, BLC, BLESS, BLISS, BM, BOL, BR, BROCK, BSM, BTNC, BTW, BUI, BVG, BYD, CCET, CCP, CEYE, CFARM, CGD, CH, CHAO, CHARAN, CHAYO, CHIC, CHO, CITY, CIVIL, CK, CKP, CMAN, CMO, CMR, CNT, COCOCO, COLOR, COMAN, CPANEL, CPH, CPR, CPT, CRANE, CRD, CSP, CSR, CSS, CTW, CWT, D, DCON, DDD, DHOUSE, DOD, DPAINT, DTCENT, DTICI, DV8, EASON, EFORL, EKH, EMPIRE, ETL, EURO, F&D, FANCY, FE, FM, FMT, FN, FORTH, FTI, FVC, GENCO, GJS, GLAND, GLORY, GRAMMY, GRAND, GSTEEL, GTB, GTV, GYT, HANN, HFT, HPT, HTECH, HYDRO, I2, IDG, IHL, IIG, IMH, IND, INGRS, INSET, IRC, IRCP, IROYAL, ITD, ITNS, ITTHI, IVF, JAK, JCK, JCT, JPARK, JSP, JUBILE, KAMART, KBS, KC, KCG, KCM, KDH, KIAT, KISS, KK, KKK, KLINIQU, KOOL, KTIS, KTMS, KUMWEL, KUN, KWC, KWI, KWM, KYE, LALIN, LEE, LEO, LOXLEY, LPH, LST, LTMH, LTS, MADAME, MAGURO, MANRIN, MASTEC, MASTER, MATI, MCA, MCS, MDX, MEB, METCO, MGI, MGT, MICRO, MIDA, MILL, MITSIB, MK, ML, MMM, MORE, MOTHER, MPJ, MRDIYT, MTW, MUD, MVP, NAM, NAT, NC, NCH, NCL, NCP, NDR, NEO, NETBAY, NEW, NEWS, NEX, NFC, NKT, NL, NNCL, NOVA, NPK, NTF, NTV, NUT, NV, NVD, NWR, NYT, OHTL, OKJ, ONEE, OSENS, ORN, PACO, PAF, PANEL, PEACE, PEER, PERM, PF, PHG, PICO, PIN, PIS, PJW, PLT, PMTA, POLY, PORT, PPM, PRAKIT, PRAPAT, PRECHA, PRI, PRIL, PSGC, PSP, PTL, QDC, QTCG, RAM, RCL, READY, RICHY, RJH, ROCK, ROCTEC, ROH, ROJNA, RP, RPC, RPH, RSP, RT, S11, SAF, SAFE, SALEE, SAM, SAMART, SAMCO, SAMTEL, SAUCE, SAV, SAWANG, SCI, SCL, SCP, SDC, SE, SEAFCO, SECURE, SEI, SGF, SHANG, SIAM, SICT, SIMAT, SISB, SK, SKIN, SKN, SLP, SMART, SMD100, SMO, SMT, SNPS, SO, SPA, SPCG, SPG, SPREME, SPVI, SQ, SR, SRS, STANLY, STC, STECH, STECON, STELLA, STI, STP, STPI, STX, SUC, SUN, SUTHA, SVR, SWC, SYNEX, TACC, TAN, TAPAC, TATG, TC, TCC, TCJ, TCOAT, TEAM, TEKA, TERA, TFM, TGPRO, TH, THAI, THANA, THE, THEG, THMUI, TIDLOR, TIGER, TITLE, TK, TKC, TL, TLI, TM, TMAN, TMW, TNDT, TNH, TNPC, TOA, TPBI, TPCH, TPIPL, TPIPP, TPL, TPOLY, TPS, TQR, TR, TRC, TRITN, TRP, TRUBB, TRV, TSE, TSR, TTI, TTT, TTW, TURBO, TVH, TVT, TWP, TWZ, TYCN, UAC, UBA, UMI, UMS, UNIQU, UPOIC, UTP, UVAN, VARO, VPO, VRANDA, VS, WASH, WAVE, WFX, WGE, WINDOW, WINMED, WINNER, WORK, WSOL, XBIO, XPG, XYZ, YGG, YONG, ZAA

Explanations

Companies participating in Thailand's Private Sector Collective Action Coalition Against Corruption programme (Thai CAC) under Thai Institute of Directors (as of May 2, 2025) are categorised into: companies that have declared their intention to join CAC, and companies certified by CAC.