



## Market today

Support - Resistance: 1385/1370 – 1420/1435

## Stagflation concern is back

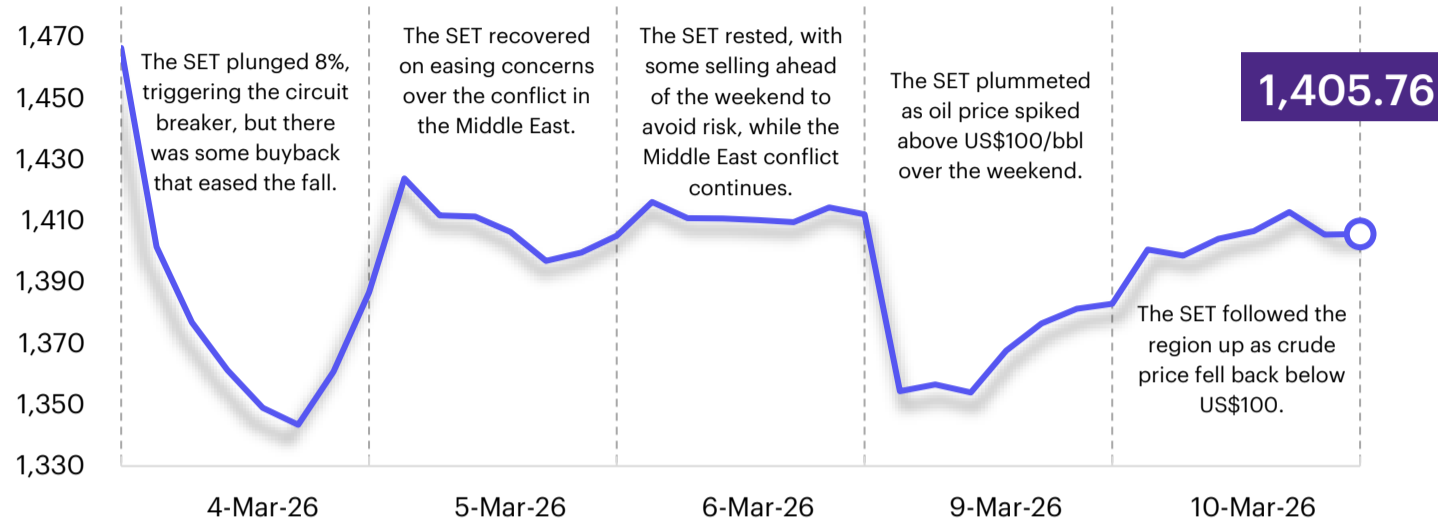
The SET is expected to fluctuate and consolidate as the market weighs persistent Middle East uncertainty; despite hopes for a quick resolution, retaliatory strikes continue, fueling stagflation fears. Foreign investors have net sold over Bt24bn in Thai stocks for four sessions. The key focus today is the release of the US February inflation (CPI) report. Technically, while the index has bounced, it remains highly volatile. Sustaining above the 1385/1370 support level would indicate a solid base, with resistance at 1420/1435.

## Today's highlights

- The US Defense Secretary announced intensified strikes on Iran (March 10), targeting missile facilities, the navy, and nuclear bases. Observations from the past 24 hours indicate that Iran's retaliatory missile launches were significantly fewer than its known operational capacity.
- Saudi Aramco warned of a global "catastrophic" impact on aviation, agriculture, and automotive sectors if the war is prolonged. The CEO emphasized the urgent need to restore shipping through the Strait of Hormuz. The Ras Tanura refinery is preparing to resume operations following a fire last week.
- Thai industries are facing acute petrochemical shortages. SCG suspended its Rayong olefins plant due to feedstock disruptions, while TOA reported only 20 days of raw material stock. TFMAMA (Mama noodles) noted a severe shortage of plastic resin for packaging. These disruptions are negative for SCC, TOA, and TFMAMA, with potential price hikes for consumer goods ahead.
- Foreign tourist arrivals fell 9% WoW and 4% YoY last week. Long-haul travelers from the Middle East and Europe declined sharply due to the conflict, and Chinese arrivals fell 23% WoW. The short-term outlook for the tourism and airline sectors is cautious.
- The Cabinet has ordered government agencies and state enterprises to implement work from home (WFH) and suspend all non-essential overseas travel to mitigate the energy crisis. Similar measures have been adopted in several neighboring countries, creating positive sentiment for IT distributors like COM7, ADVICE, and SYNEX.

## Strategy today

In the short term the Middle East crisis is escalating toward scenario 3 (prolonged war with regional expansion), which is expected to push global equity markets — including the SET — into a bear market, with significant risk of forced selling as investors rotate into safe haven assets such as gold, USD, and short-term bonds. Thailand's GDP and SET EPS forecasts, previously estimated at 1.7% and Bt95.7, respectively, are being revised down to 1.1% and Bt91. Applying a PER of 14x — the valuation level prior to the major capital inflow cycle — the SET index would land at 1275. However, there is a possibility the equity risk premium will rise (the yield gap narrows), triggering a valuation de-rating down to a PER of 12x in the worst-case scenario, implying a SET level of 1100 — reflecting the impact of severe capital outflows. Historically, the SET has touched the 12x PER level during major crises such as COVID-19.



## Trading today

In the short term the SET faces "extreme risk-off" from the war in the Middle East. For low-risk investors who are concerned the war will be prolonged, we recommend:

1. Hold cash (cash is king) and reduce investment weight in: 1) stocks sensitive to oil cost – Petrochemicals, Airlines, Automotive, Tourism, Utilities (SPP), Electronic Components and Healthcare (those with a high proportion of patients from the Middle East); and 2) stocks with a high proportion of foreign debt, affected by a weakening baht – Airlines.
2. Strategic hedging on upstream energy– PTTEP and PTT to hedge portfolios against higher oil price (determining trailing stop or lock profit in case of sell on fact if the situation eases).

For high-risk investors who want to speculate ("every crisis is an opportunity"), recommend "strategic layering" - buying at supports of 1320-1350/ 1275/ 1100 in three themes:

1. High dividend stocks to generate cash flow and reduce short-term risk (buy before XD in Mar-May), select stocks paying a 2025 dividend, after interim, giving yield of above 5%, low price volatility (beta <1) and stable profit and financial position – SIRI, KTB, KTC, KBANK, KKP, TISCO, BAM, AP and TLI.
2. Stocks that rebound rapidly to speculate on quality stocks after panic selling; select SET50 stocks with beta >1 and limited impact from higher oil cost, on expectations of the return of fund inflows – GULF, DELTA, BJC, HMPRO, OSP, CBG, SAWAD, MTC and TIDLOR.
3. Sector rotation stocks (switching after the crisis eases) that are pressured by higher oil cost and have customer bases in the Middle East; SET100 with beta >1, price has fallen more than the SET and short covering expected – GPSC, BGRIM, AOT, MINT, CENTEL, AWC, ERW, AAV, IVL, PTTGC, IRPC, TOP, BH and KCE..

## Daily Top Picks

**KTB:** Short-term catalyst from a high DPS of Bt2.24 (6.5% yield), XD April 10. The bank maintains a high ROE and lower asset quality risks than peers. The 2026 outlook is positive due to an expected decline in credit costs. Short-term TP is Bt35.25.

**AMATA:** Catalyst from projected 17% net profit growth in 2026, driven by data center investment in Thailand, expansion in Vietnam, and new industrial estates in Laos. Approximately 50% of the Bt21bn backlog is expected to be recognized as revenue this year. Valuation remains attractive, trading at 6x PE (-1S.D.). Short-term TP is Bt18.60.



## Today's reports

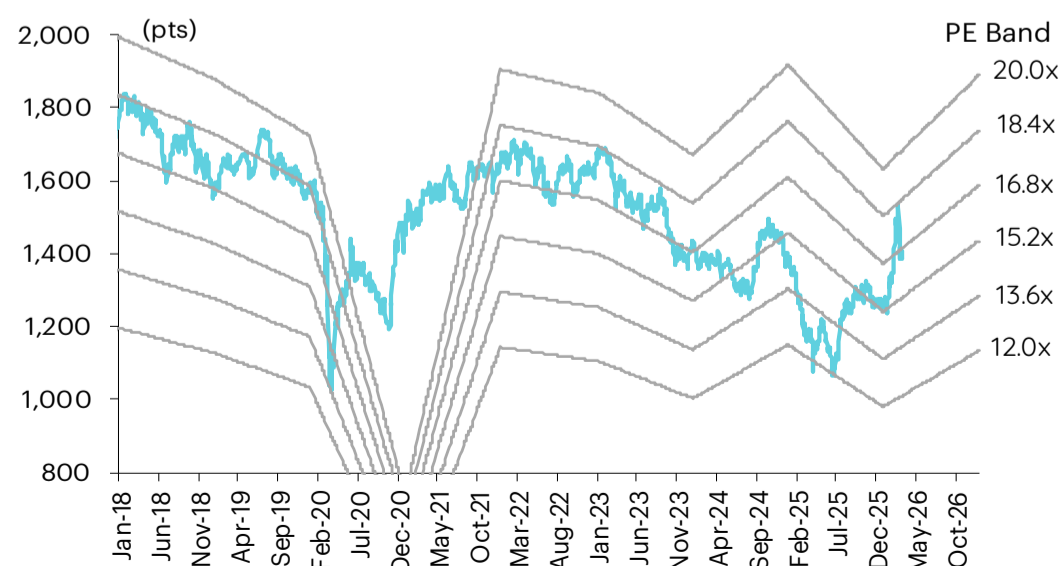
**Petrochemical Weekly** – Spreads weakened by rising naphtha cost

**AMATA** – Solid backlog, with new land sales on tap

## What to watch

Date	Event
<b>9 Mar</b>	<b>Economic release:</b> JP – Current Account Jan, Trade Balance (BoP basis) Jan CN – CPI Feb, PPI Feb US – Trade Balance Jan, Housing Starts Jan
<b>10 Mar</b>	<b>Economic release:</b> JP – GDP 4Q (final) US – Existing Home Sales Feb
<b>11 Mar</b>	<b>Economic release:</b> JP – PPI Feb US – MBA Mortgage Applications, CPI Feb, Core CPI Feb
<b>12 Mar</b>	<b>Economic release:</b> US – Initial Jobless Claims, Continuing Claims
<b>13 Mar</b>	<b>Economic release:</b> EU – Industrial Production Jan US – Personal Income Jan, Personal Spending Jan, PCE Price Index Jan, Core PCE Jan, GDP 4Q (second estimate), U. of Michigan Sentiment Mar (preliminary), JOLTS Job Openings Jan

## SET Index movement



## SET Index series

Index	10 Mar (pts)	Chg (pts)	Chg (%)	Value (Btmn)
SET	1,405.76	22.79	1.65	68,215.53
SET50	932.77	14.39	1.57	52,322.65
SET100	1,993.83	30.89	1.57	61,115.92
sSET	589.38	7.37	1.27	1,346.21
SETCLMV	631.21	8.40	1.35	36,871.14
SETHD	1,285.68	9.76	0.76	23,304.62
SETESG	845.14	8.01	0.96	52,018.12
SETWB	573.74	2.96	0.52	13,249.09
mai	216.72	2.09	0.97	618.44

## Trading summary by investor type

(Btmn)	10 Mar	WTD	MTD	YTD
<b>Foreign</b>				
<b>Net</b>	(8,275)	(10,047)	(23,517)	35,309
<b>Breakdown (%)</b>	53.85	54.10	51.03	52.32
<b>Institution</b>				
<b>Net</b>	4,074	2,134	(4,172)	(49,244)
<b>Breakdown (%)</b>	6.64	6.94	8.13	9.25
<b>PropTrade</b>				
<b>Net</b>	176	(1,415)	(14,370)	2,243
<b>Breakdown (%)</b>	6.51	6.18	7.13	6.73
<b>Individual</b>				
<b>Net</b>	4,025	9,328	42,059	11,692
<b>Breakdown (%)</b>	33.01	32.78	33.70	31.71

## S50 futures trading by foreign investors

(Contract)	10-Mar	WTD	MTD	YTD
Foreign	(9,012)	2,334	(59,302)	5,659
Institution	3,526	5,127	53,255	(2,303)
Customer	5,486	(7,461)	6,047	(3,356)

## Bond trading by foreign investors

(Btmn)	10-Mar	WTD	MTD	YTD
<b>Buy</b>	2,942	4,117	22,696	260,461
<b>Sell</b>	6,931	10,649	47,666	226,903
<b>Net</b>	(3,990)	(6,533)	(24,970)	33,557



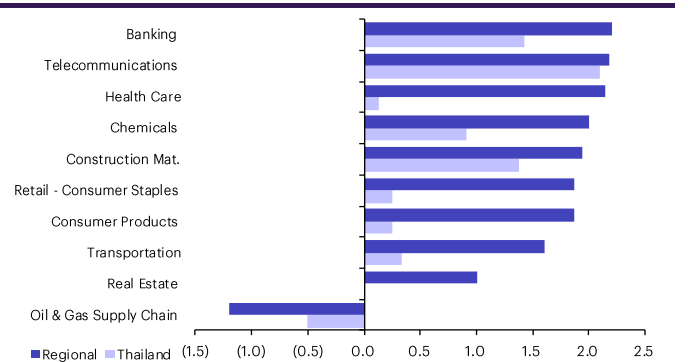
## Market update

### Global market movement

	10-Mar	Index	Chg (pts)	Performance (%)				PE (x)		EPS gth (%)		PBV (x)		ROE (%)	
				1D	WTD	MTD	YTD	26F	27F	26F	27F	26F	27F	26F	27F
S&P 500		6,781	(14.51)	(0.2)	0.6	(1.4)	(0.9)	21.5	18.6	17.2	15.4	4.1	16.6	20.5	14.7
Euro Stoxx 600		606	11.20	1.9	1.2	(4.4)	2.4	15.5	14.0	9.3	10.6	2.0	12.6	14.0	14.2
Nikkei 225		54,248	1,519.67	2.9	(2.5)	(7.8)	7.8	21.8	21.2	11.9	2.6	2.4	19.0	11.2	11.2
Hang Seng		25,960	551.44	2.2	0.8	(2.5)	1.3	12.4	11.4	(2.4)	8.5	1.3	10.2	10.7	11.2
MSCI Asia x J		974	32.47	3.4	(0.4)	(6.8)	6.7	17.7	13.3	1.9	33.0	2.0	11.4	14.7	15.0
Philippines		6,127	120.44	2.0	(3.1)	(7.3)	1.2	9.7	9.3	1.2	4.1	1.2	8.4	12.8	12.9
Indonesia		7,441	103.54	1.4	(1.9)	(9.6)	(13.9)	14.8	11.7	25.8	26.2	0.1	10.4	0.6	0.7
Malaysia		1,702	27.51	1.6	(1.0)	(0.9)	1.3	15.0	14.1	9.1	6.7	1.4	13.4	10.2	10.6
Thailand		1,406	22.79	1.6	(0.3)	(8.0)	11.6	14.9	13.8	15.7	7.9	1.3	12.9	9.6	10.0
<b>Asean 4 - simple avg.</b>				<b>1.7</b>	<b>(1.6)</b>	<b>(6.5)</b>	<b>0.0</b>	<b>13.6</b>	<b>12.2</b>	<b>12.9</b>	<b>11.2</b>	<b>1.0</b>	<b>11.3</b>	<b>8.3</b>	<b>8.5</b>
China		4,123	26.53	0.6	(0.0)	(1.0)	3.9	15.9	14.1	16.8	12.8	1.4	12.6	10.1	10.4
India		78,206	639.82	0.8	(0.9)	(3.8)	(8.2)	19.3	16.6	1.8	15.9	2.6	14.2	15.3	17.5
Singapore		4,861	104.03	2.2	0.3	(2.7)	4.6	14.9	13.9	3.8	7.1	1.5	12.9	10.9	11.1
Taiwan		32,772	661.45	2.1	(2.5)	(7.5)	13.1	17.7	14.8	48.6	19.7	3.1	13.6	20.5	26.9
Korea		5,533	280.72	5.3	(0.9)	(11.4)	31.3	9.1	7.7	144.1	18.7	1.4	7.4	17.3	15.6
<b>Others</b>				<b>2.2</b>	<b>(0.8)</b>	<b>(5.3)</b>	<b>8.9</b>	<b>15.4</b>	<b>13.4</b>	<b>43.0</b>	<b>14.8</b>	<b>2.0</b>	<b>12.1</b>	<b>14.8</b>	<b>16.3</b>

### Regional sector movement

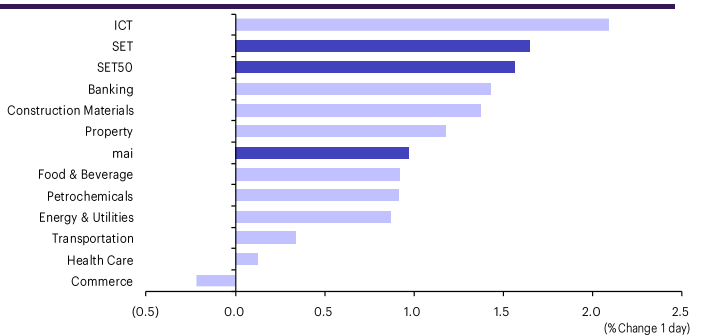
	Price performance (%) *			
	10-Mar	WoW	MoM	YTD
Banking	2.21	(2.19)	(1.35)	0.70
Chemicals	2.00	0.60	0.31	4.53
Construction Mat.	1.94	(1.92)	(1.90)	(0.69)
Consumer Products	1.87	(0.86)	(5.75)	(3.01)
Health Care	2.14	(0.86)	(2.99)	(2.16)
Oil & Gas Supply Chain	(1.20)	(4.75)	8.92	16.45
Real Estate	1.01	(0.77)	(1.55)	(3.21)
Retail - Consumer Staples	1.87	(0.86)	(5.75)	(3.01)
Telecommunications	2.18	(0.20)	(3.92)	(0.02)
Transportation	1.60	(3.37)	(3.18)	(3.81)



\* Regional sector price performances (%) are based on US\$ and Thai sector price performances (%) are based on baht

### Thailand sector movement

	Price performance (%)			
	10-Mar	WoW	MTD	YTD
Banking	1.43	(2.23)	6.37	4.20
Commerce	(0.22)	(6.02)	1.05	2.79
Construction Materials	1.37	(15.48)	(11.43)	(3.78)
Energy & Utilities	0.87	(5.06)	6.02	13.41
Food & Beverage	0.92	(3.36)	(2.45)	(2.29)
Health Care	0.13	(6.24)	(2.25)	1.01
ICT	2.09	(1.82)	6.47	14.62
Petrochemicals	0.92	(3.18)	(0.40)	19.80
Property	1.17	(4.40)	4.91	8.07
Transportation	0.34	(4.07)	(2.76)	(4.66)
SET	1.65	(4.14)	6.05	11.60
SET50	1.57	(4.70)	5.68	11.62
MAI	0.97	(2.37)	3.55	(0.15)



### 10 Most active stocks by value

Stock	Price (Bt)	Value (Btmn)	Chg (%)
DELTA	256.00	5,331.30	4.49
PTTEP	140.00	4,445.06	(2.78)
KBANK	188.00	3,714.34	1.90
PTT	33.50	3,011.34	0.75
GULF	56.00	2,919.16	2.75
BDMS	18.70	2,717.30	(2.60)
ADVANC	365.00	2,462.78	2.53
TRUE	13.20	2,233.51	1.54
KTB	34.25	2,087.27	3.01
SCB	144.00	2,085.66	0.70

### Top 10 gainers

Stock	Price (Bt)	Value (Btmn)	Chg (%)
BCPG	6.70	421.67	26.42
PRIME	0.06	0.06	20.00
MASTEC	1.48	101.49	17.46
SCN	0.37	0.13	12.12
NCAP	2.80	17.44	12.00
TU-PF	1.24	0.00	11.71
JMART	7.40	195.43	11.28
PROUD	1.05	3.00	10.53
AMARIN	2.98	0.01	9.56
BEAUTY	0.35	11.55	9.38

### Top 10 losers

Stock	Price (Bt)	Value (Btmn)	Chg (%)
WAVE	0.02	0.01	(33.33)
TRITN	0.02	0.00	(33.33)
MATCH	0.85	0.00	(9.57)
NKI	12.80	0.02	(8.57)
CITY	1.29	0.07	(8.51)
UPOIC	6.40	1.09	(7.25)
ROCK	10.50	0.06	(7.08)
JCT	79.00	0.96	(6.51)
TOA	13.40	93.85	(5.63)
TGE	1.25	0.66	(5.30)

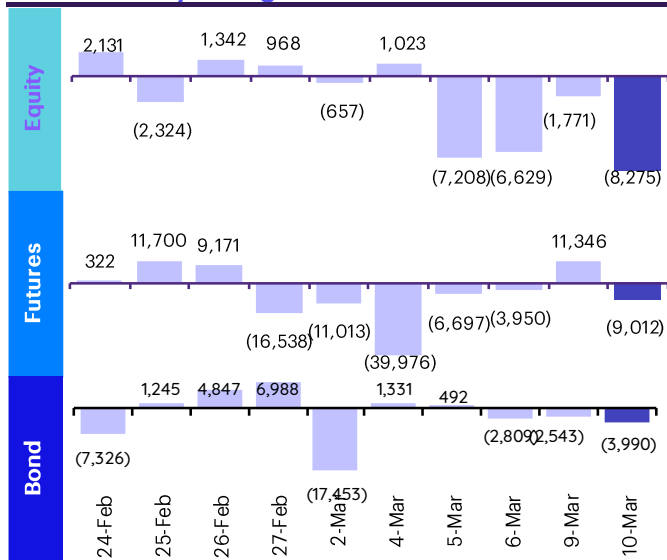


## Fund flow monitor

### Regional foreign fund flows to equity

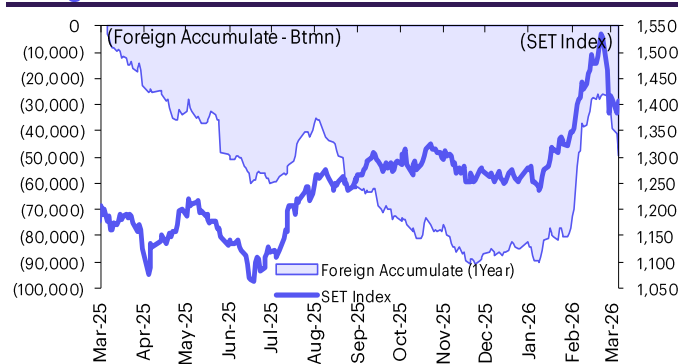
(US\$ Mn)	Thailand	Indonesia	Philippines	Malaysia	Vietnam	India	Taiwan	South Korea	Japan
<b>Daily</b>									
10-Mar-26	(263)	(156)	(8)		43		(257)	427	
9-Mar-26	(55)	65	(27)	(43)	(14)	(712)	(3,603)	(2,513)	
6-Mar-26	(208)	(16)	(4)	49	(50)	(693)	(1,011)	(1,566)	
5-Mar-26	(227)	(12)	(3)	40	(119)	(374)	(1,584)	463	
4-Mar-26	32	(7)	(22)	(57)	(57)	(988)	(2,727)	957	
<b>Weekly</b>									
WTD	(318)	(91)	(35)	(43)	29	(712)	(3,860)	(2,087)	0
6-Mar-26	(424)	131	(16)	105	(228)	(2,381)	(8,891)	(3,212)	0
27-Feb-26	45	292	88	(40)	(183)	54	4,837	(7,693)	6,241
20-Feb-26	354	123	11	(17)	0	340	0	(715)	2,592
13-Feb-26	1,013	(326)	23	96	114	216	6,467	2,221	9,327
<b>Monthly</b>									
MTD	(742)	41	(51)	62	(199)	(3,093)	(12,751)	(5,299)	0
Feb-26	1,743	21	144	43	(304)	1,688	7,999	(13,690)	21,615
Jan-26	141	(589)	226	259	(211)	(3,260)	1,809	443	18,856
Dec-25	191	732	(210)	(502)	80	(2,633)	(1,599)	1,849	(3,814)
YTD	1,142	(527)	319	364	(714)	(4,665)	(2,943)	(18,545)	40,470

### Thailand daily foreign net flows

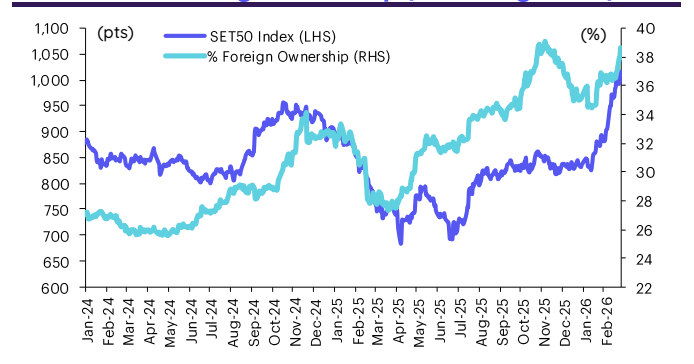


	Equity (Btmn)	SET50 futures (Contract)	Bond (Btmn)
<b>Daily</b>			
10-Mar-26	(8,275)	(9,012)	(1,678)
<b>Weekly</b>			
WTD	(10,047)	2,334	408
6-Mar-26	(13,471)	(61,636)	(11,478)
27-Feb-26	1,399	4,431	920
20-Feb-26	11,041	7,800	1,502
13-Feb-26	31,513	(28,099)	(5,297)
<b>Monthly</b>			
MTD	(23,517)	(59,302)	(11,070)
Feb-26	54,471	(3,623)	(684)
Jan-26	4,355	68,584	11,946
Dec-25	6,053	(7,644)	(1,187)
<b>Quarterly</b>			
QTD	(10,823)	50,038	8,551
3Q25	(17,544)	(70,021)	(11,458)
2Q25	(38,826)	51,680	7,157
1Q25	(39,867)	53,745	7,841
4Q24	(52,370)	(30,641)	(5,501)
YTD	35,309	5,659	192
2025	(107,060)	85,442	12,090
2024	(147,940)	73,175	11,554

### Foreign net flow and SET movement



### SET50 and its foreign ownership (excluding NVDR)



### Foreign buy/sell activity monitor

#### Most foreign holding value change

	Fgn hld (%)	Δ Fgn (M.shares)	Buy* (Btmn)		Fgn hld (%)	Δ Fgn (M.shares)	Sell* (Btmn)
PTTEP	8.86	15.18	2,126	KBANK	38.16	(8.15)	(1,532)
MEGA	19.45	32.14	1,093	BDMS	22.90	(26.64)	(498)
PTT	7.41	14.58	489	CPF	24.02	(5.41)	(104)
BBL	26.94	2.69	448	BH	32.00	(0.51)	(91)
GULF	41.00	6.29	352	KTB	14.16	(2.39)	(82)
ADVANC	38.69	0.92	337	MTC	8.00	(2.56)	(79)
CPALL	25.80	5.27	249	SCB	15.22	(0.50)	(72)
DELTA	92.41	0.97	248	WHA	13.00	(12.94)	(51)
AOT	6.54	3.72	185	OR	2.21	(2.30)	(26)
STA	13.91	8.37	130	IVL	69.10	(1.30)	(25)

#### Top-5 NVDR net buy/sell

	Buy* (Btmn)		Sell* (Btmn)
PTTEP	147	DELTA	(934)
TFG	89	ADVANC	(491)
HANA	67	PTT	(483)
STA	46	AOT	(476)
SCB	46	TRUE	(429)
CCET	41	GULF	(358)
SPRC	38	BH	(314)
MAGURO	33	BDMS	(302)
BTG	19	KBANK	(281)
BCPG	18	CPALL	(235)

\* InnovestX Research estimates

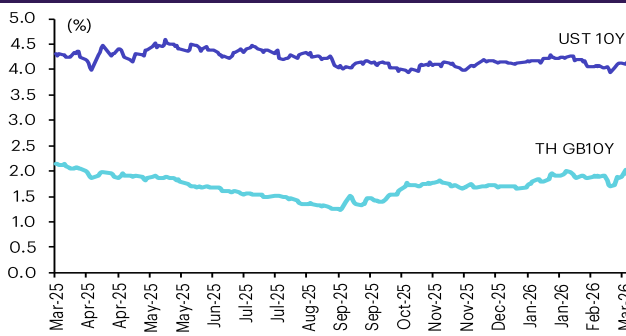


## Multi-asset price update

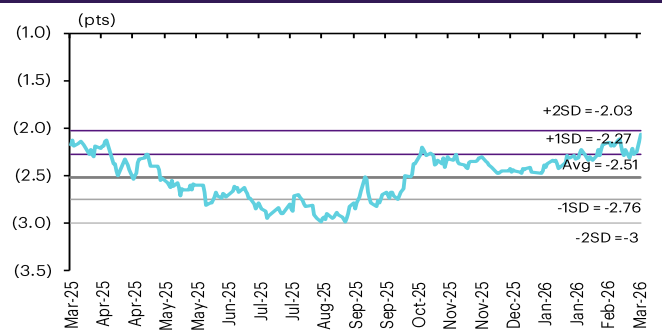
### Key indicator update

	Close	10-Mar	WoW	MoM	YoY	YTD
<b>Financial market condition</b>						
VIX Index	24.93	-2.24	5.77	40.37	-10.52	66.76
Europe CDS (bps)	57.97	-4.11	0.24	6.54	1.74	7.43
LIBOR OIS Spread (bps)	1.21	-0.30	-0.20	-2.18	65.39	-3.80
TED Spread (bps)	1.19	0.05	0.61	0.31	61.22	-3.96
<b>Exchange rate</b>						
Dollar Index	98.91	0.19	-0.15	1.26	-4.80	0.65
USD/THB	31.55	-0.57	-0.13	0.13	-6.85	0.10
EUR/USD	1.16	-0.25	-0.06	-1.74	7.08	-1.17
USD/JPY	158.11	0.26	0.32	0.80	7.53	1.16
<b>Bond: (Change in basis points)</b>						
TH Gov Bond 2Y	0.01	-6.02	10.29	-2.94	-75.35	0.95
TH Gov Bond 10Y	0.02	-9.82	21.02	6.61	-25.07	27.45
US Gov Bond 2Y	0.04	1.69	8.19	8.63	-28.29	12.72
US Gov Bond 10Y	0.04	3.68	9.44	-5.83	-3.08	0.83
<b>Commodities</b>						
CRB Index	563.51	0.00	1.88	4.07	4.32	4.37
Gold (US\$/oz)	5190.10	1.15	2.00	4.50	79.92	20.19
Gross Refining Margin (US\$/bbl)	12.40	0.00	107.71	107.71	183.11	93.45
Dubai Crude (US\$/bbl)	105.13	-2.25	53.70	-56.50	49.01	69.47
NYMEX Crude (US\$/bbl)	83.45	-11.94	11.16	31.31	26.38	45.33
Baltic Dry Index (pts)	1919.00	-7.12	-14.41	-0.21	34.76	2.24

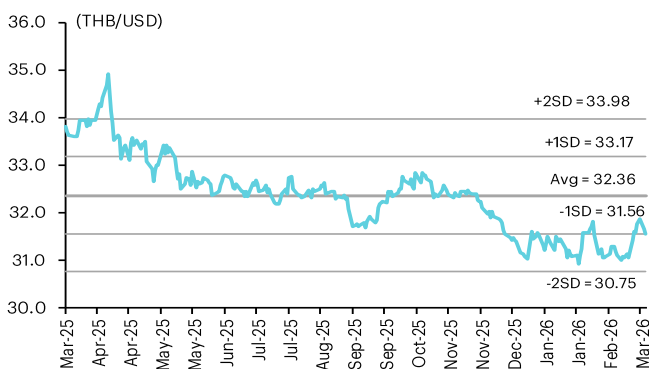
### Thai and US 10-year government bond yield



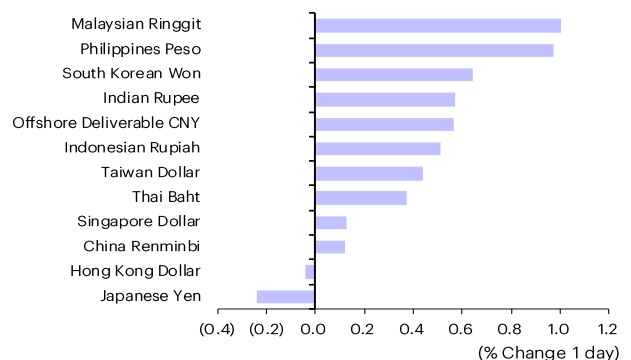
### Thai and US 10-year government bond spread



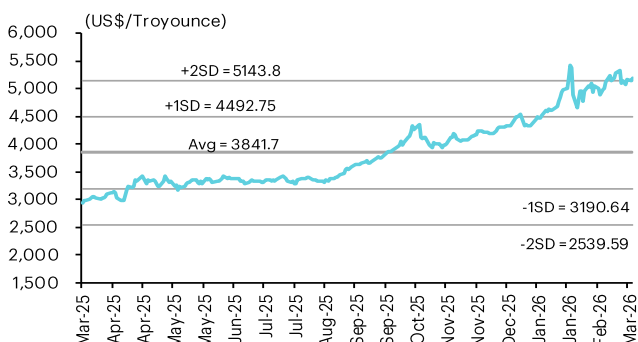
### THB/USD exchange rate



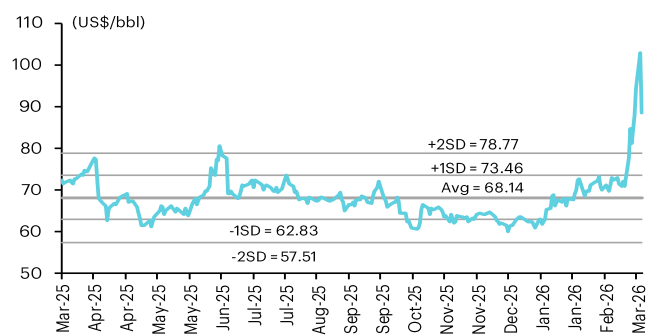
### Regional foreign exchange rate spot return



### Gold



### Brent crude





## Short sales as of March 10, 2026

	Volume (Shares)	Turnover (Bt)	Average price (Bt)	Short sale volume comparing with main board
CN23	11	62	5.65	91.67
CNSTAR5023	3,550	24,495	6.90	73.75
COM7	2,898,800	63,535,830	21.92	22.30
GFPT	303,700	2,718,570	8.95	20.83
TASCO	621,700	8,000,710	12.87	20.53
SAT	125,400	1,805,760	14.40	20.15
AP	1,457,300	12,690,570	8.71	17.72
NDX01	107,531	2,225,892	20.70	16.60
JAPAN10001	19,777	516,727	26.13	15.47
SPRC	2,862,700	21,693,250	7.58	14.20
AOT	3,445,500	172,857,600	50.17	13.08
CPN	1,270,600	80,066,075	63.01	12.76
PTG	1,408,000	11,654,230	8.28	12.49
BTS	4,867,800	10,135,600	2.08	12.12
OSP	2,644,200	38,784,780	14.67	11.83
BGRIM	2,153,200	25,492,760	11.84	11.07
GLOBAL	830,000	5,416,975	6.53	10.97
BDMS	15,395,700	288,884,250	18.76	10.63
SCCC	10,000	1,397,050	139.71	10.46
PTTEP	3,165,800	440,120,500	139.02	9.90
BEM	4,862,900	26,492,610	5.45	9.87
CRC	1,731,200	31,300,350	18.08	9.73
CHG	2,097,900	3,101,252	1.48	9.71
IRPC	4,906,100	5,826,010	1.19	9.62
BH	755,400	133,197,400	176.33	9.19
BANPU	5,023,400	29,658,285	5.90	8.91
TFG	4,993,300	33,004,515	6.61	8.85
CPF	2,110,200	40,404,890	19.15	8.74
KTB	5,239,200	178,338,025	34.04	8.54
ERW	1,941,100	5,078,068	2.62	8.34
TLI	1,206,500	12,259,180	10.16	8.34
BTG	1,039,100	21,422,770	20.62	8.27
PTTGC	2,170,400	58,007,875	26.73	8.25
SCC	595,200	101,475,300	170.49	8.08
EGCO	98,700	11,068,100	112.14	7.67
HMPRO	4,493,800	28,892,975	6.43	7.64
MINT	2,841,600	61,997,130	21.82	7.53
TU	741,100	8,282,240	11.18	7.49
M	302,000	5,832,730	19.31	7.18
KBANK	1,406,200	263,883,950	187.66	7.10
CBG	318,400	11,353,300	35.66	6.37
ITC	203,500	3,058,890	15.03	6.37
BCH	924,100	9,092,275	9.84	6.20
MEGA	50,900	1,718,400	33.76	6.20
AWC	4,629,900	9,635,268	2.08	6.03
BLA	72,300	1,410,050	19.50	6.02
TIDLOR	786,600	13,709,120	17.43	5.73
LH	2,032,000	7,616,742	3.75	5.54
SISB	189,300	2,069,810	10.93	5.08
AEONTS	27,300	2,512,550	92.03	5.01
WHA	6,470,800	25,994,958	4.02	4.93
OR	1,591,100	17,986,690	11.30	4.76
SIRI	5,640,300	8,458,410	1.50	4.74
ADVANC	319,100	116,468,900	364.99	4.73
TTA	150,000	716,322	4.78	4.62
BJC	316,800	4,313,360	13.62	4.42
SCGP	579,700	10,301,740	17.77	4.42
CPALL	1,819,800	86,468,350	47.52	4.41
DOHOME	455,300	1,498,174	3.29	4.40
DELTA	924,300	235,673,300	254.97	4.36
TVO	80,000	2,020,075	25.25	4.25
STA	1,285,900	19,921,760	15.49	4.07
PTT	3,587,300	120,570,050	33.61	4.00
IVL	1,111,500	21,314,620	19.18	3.90
TCAP	123,000	6,921,700	56.27	3.81
THANI	216,800	363,900	1.68	3.30
SJWD	88,300	670,825	7.60	3.19
MTC	587,300	18,337,900	31.22	3.18
TISCO	164,700	18,452,000	112.03	3.14
SPALI	102,400	1,752,050	17.11	3.01
BEAUTY	951,800	344,612	0.36	2.98
BCP	191,400	6,821,500	35.64	2.91



	Volume (Shares)	Turnover (Bt)	Average price (Bt)	Short sale volume comparing with main board
GPSC	499,400	17,380,025	34.80	2.91
KKP	98,200	7,064,075	71.94	2.84
KCE	1,244,700	24,258,810	19.49	2.83
ICHI	154,500	2,187,730	14.16	2.66
SAWAD	495,300	12,223,920	24.68	2.65
STGT	157,800	1,499,220	9.50	2.58
BA	395,100	5,608,530	14.20	2.53
CENDEL	275,900	9,366,225	33.95	2.49
MAJOR	36,700	293,655	8.00	2.42
AMATA	466,400	8,523,190	18.27	2.22
NER	230,700	1,093,426	4.74	2.06
GUNKUL	787,100	1,729,762	2.20	2.02
BAM	427,400	3,055,240	7.15	2.00
EA	900,700	2,435,484	2.70	1.72
SCB	248,000	35,773,950	144.25	1.71
CKP	75,400	173,426	2.30	1.66
CK	143,600	2,245,880	15.64	1.63
JMT	380,100	3,439,050	9.05	1.54
BBL	156,500	26,105,250	166.81	1.46
TOP	223,900	10,697,950	47.78	1.46
SPCG	10,600	96,465	9.10	1.44
GULF	696,000	39,058,075	56.12	1.34
BAY	4,900	123,725	25.25	1.31
HANA	853,000	20,103,470	23.57	1.28
VGI	1,724,700	1,736,166	1.01	1.20
CCET	1,086,900	5,141,038	4.73	1.19
STECON	410,700	5,011,070	12.20	1.13
THCOM	344,000	4,654,650	13.53	1.12
SAPPE	5,900	174,725	29.61	1.00
PSH	15,500	55,370	3.57	0.98
WHAUP	107,600	462,716	4.30	0.98
BCPG	577,700	3,866,500	6.69	0.92
PR9	35,800	616,380	17.22	0.87
JMART	220,600	1,575,795	7.14	0.81
RATCH	28,900	832,900	28.82	0.62
RCL	32,700	1,013,700	31.00	0.62
QH	128,800	176,460	1.37	0.61
TPIPP	10,800	20,092	1.86	0.55
STPI	113,500	498,958	4.40	0.54
BPP	300	3,690	12.30	0.53
CNTECH01	1,000	26,000	26.00	0.53
TKN	7,400	29,748	4.02	0.51
TRUE	716,700	9,543,760	13.32	0.43
BEC	2,700	5,560	2.06	0.34
JTS	5,800	327,225	56.42	0.33
TTW	30,900	282,735	9.15	0.33
EPG	12,200	41,678	3.42	0.32
PSL	5,500	41,525	7.55	0.30
AURA	9,500	122,240	12.87	0.27
TTB	899,900	1,980,846	2.20	0.27
TOA	15,300	210,850	13.78	0.22
PLANB	39,600	169,280	4.27	0.18
AAV	137,200	149,547	1.09	0.09
MBK	700	12,880	18.40	0.08
MOSHI	800	26,400	33.00	0.07
KTC	9,800	284,275	29.01	0.03
TQM	100	1,330	13.30	0.02
JAS	300	339	1.13	0.00
TPIPL	500	365	0.73	0.00

Source: SET, InnovestX Research



## Director trade

Director trade as reported on March 10, 2026

Company	Name of Director	Product	Transaction date	Amount (Shares)	Average Price (Bt)	Amount (Bt)	Buy/Sell
BCH	Mr KANTAPORN HARNPHANICH	Common Share	09-03-26	100,000	9.40	940,000	Purchase
BCH	Mr KANTAPORN HARNPHANICH	Common Share	09-03-26	100,000	9.40	940,000	Purchase
BCH	Mrs SOMPORN HARNPHANICH	Common Share	09-03-26	38,900	9.37	364,493	Purchase
BDMS	Mr ATT THONGTANG	Common Share	09-03-26	500,000	18.50	9,250,000	Purchase
BANPU	Mr CHANIN VONGKUSOLKIT	Common Share	05-03-26	8,940,791	5.95	53,197,706	Sale
BGT	Mr NOPDOL TUMWATTANA	Common Share	06-03-26	23,100	0.40	9,240	Purchase
CCET	Mr KHONGSIT CHOUKITCHAROEN	Common Share	09-03-26	40,000	4.50	180,000	Purchase
CBG	Mr SATHIEN SATHIENTHAM	Common Share	09-03-26	50,000	34.50	1,725,000	Purchase
DMT	Mr SOMBAT PANICHEWA	Common Share	05-03-26	25,000,000	11.50	287,500,000	Sale
EP	Mr YUTH CHINSUPAKUL	Common Share	09-03-26	7,800	1.19	9,282	Purchase
EKH	Mr SUTHIPONG TANGSAJAJPOJ	Common Share	09-03-26	17,000	4.95	84,150	Purchase
FM	Mr SUMATE MASILEERUNGRI	Common Share	09-03-26	8,000	3.72	29,760	Purchase
IMH	Mr SITTIWAT KAMKATWONG	Common Share	09-03-26	16,000	2.94	47,040	Purchase
JSP	Miss JIRADA DAENGPRASERT	Common Share	06-03-26	13,000	1.92	24,960	Purchase
JSP	Miss JIRADA DAENGPRASERT	Common Share	09-03-26	21,000	1.98	41,580	Purchase
JSP	Mr SITTIChAI DAENGPRASERT	Common Share	06-03-26	15,000	1.99	29,850	Purchase
KAMART	Mr WIWAT THEEKHAKHIRIKUL	Common Share	05-03-26	1,136,600	9.17	10,422,622	Purchase
KAMART	Mr WIWAT THEEKHAKHIRIKUL	Common Share	06-03-26	70,000	9.30	651,000	Purchase
KAMART	Mr WIWAT THEEKHAKHIRIKUL	Common Share	09-03-26	343,700	8.98	3,086,426	Purchase
KCE	Mr PITHARN ONGKOSIT	Common Share	10-03-26	1,000,000	17.48	17,480,000	Purchase
KCG	Mr SONGTHAM PHANPATTANAWIT	Common Share	09-03-26	3,000	9.30	27,900	Purchase
K	Mrs SORADA THAMPRAKORB	Common Share	05-03-26	10,000	1.04	10,400	Purchase
MITSIB	Mr NITIPAT YONGSANGUANCHAI	Common Share	09-03-26	15,300	0.53	8,109	Purchase
M	Mr PRAVIT TANTIWASINCHAI	Common Share	09-03-26	1,000,000	-	#VALUE!	Transfer
MMM	Mr SURIYA WONGSITTHICHAIKUL	Common Share	09-03-26	50,000	2.54	127,000	Purchase
MTI	Mrs NUALPHAN LAMSAM	Common Share	04-03-26	198,500	15.38	3,052,930	Purchase
PHG	Mr RONNACHIT YAEMSAARD	Common Share	04-03-26	89,400	12.74	1,138,956	Purchase
SELIC	Mr EK SUWATTHANAPHIM	Common Share	04-03-26	5,000	2.48	12,400	Purchase
SO	Mr KRAI VIMOLCHALAO	Common Share	09-03-26	14,300	4.04	57,772	Purchase
SINO	Mr NANMANUS WITTHAYASAKPANT	Common Share	09-03-26	15,148	0.89	13,482	Purchase
SKIN	Mr SAHACHART KHAMNIN	Common Share	09-03-26	19,000	1.13	21,470	Sale
STELLA	Mr PUWASSITT CHET-UDOMLAP	Common Share	04-03-26	1,063,400	0.14	148,876	Purchase
STELLA	Mr PUWASSITT CHET-UDOMLAP	Common Share	05-03-26	2,000,000	0.15	300,000	Purchase
STX	Mr KRITTANAN PINGCLASAI	Common Share	04-03-26	665,000	1.02	678,300	Sale
STX	Mr KRITTANAN PINGCLASAI	Common Share	05-03-26	1,140,600	1.03	1,174,818	Sale
STX	Mr KRITTANAN PINGCLASAI	Common Share	06-03-26	859,400	1.03	885,182	Sale
STX	Mr KRITTANAN PINGCLASAI	Common Share	09-03-26	1,474,300	1.03	1,518,529	Sale
STX	Mr NATTHAKUL PINGCLASAI	Common Share	04-03-26	665,000	1.02	678,300	Sale
STX	Mr NATTHAKUL PINGCLASAI	Common Share	05-03-26	1,140,600	1.03	1,174,818	Sale
STX	Mr NATTHAKUL PINGCLASAI	Common Share	06-03-26	859,400	1.03	885,182	Sale
STX	Mr NATTHAKUL PINGCLASAI	Common Share	09-03-26	1,474,300	1.03	1,518,529	Sale
TNR	Mr KONGPOB DARARATTANAROJ	Common Share	09-03-26	2,000	4.98	9,960	Purchase
TNR	Mr KONGPOB DARARATTANAROJ	Common Share	09-03-26	298,000	5.00	1,490,000	Purchase
TNR	Mr KONGPOB DARARATTANAROJ	Common Share	09-03-26	7,700	5.00	38,500	Purchase
TNR	Mr KONGPOB DARARATTANAROJ	Common Share	09-03-26	2,300	4.94	11,362	Purchase
TIDLOR	Miss CHOLTHICHA THONGTHAI	Common Share	09-03-26	25,000	16.70	417,500	Purchase
WICE	Mrs ARAYA KONGSOONTHORN	Common Share	09-03-26	150,000	2.48	372,000	Purchase
WFX	Miss CHALONGKWAN WONGSASUTHIKUL	Common Share	09-03-26	25,300	0.79	19,987	Purchase
WFX	Miss CHALONGKWAN WONGSASUTHIKUL	Common Share	09-03-26	84,700	0.80	67,760	Purchase
				Total		52,640,297	
					Purchase	349,232,834	
					Sale	(296,592,538)	
					Net		



## Corporate calendar

March 2026				
Monday 9	Tuesday 10	Wednesday 11	Thursday 12	Friday 13
<b>XD</b> AMA Bt0.2 ARIP Bt0.02 BIZ Bt0.5 BVG Bt0.051 B-WORK Bt0.183371 CPN Bt2.4 CPW Bt0.15 FUTURERT Bt0.122869 GBX Bt0.004 GFC Bt0.1 GOOG80 Bt0.0033 GOOGL01 Bt0.0076 GOOGL03 Bt0.002604 HYDROGEN Bt0.13 ITTHI Bt0.1 LST Bt0.22 MEGA Bt0.8 MSC Bt0.35 SCL Bt0.092 STECON Bt0.55 TKN Bt0.13 UNH19 Bt0.0289 XO Bt0.358 <b>XW</b> ITTHI 4 : 1 <b>PD</b> DIF Bt0.2222 SIRIPRT Bt0.08 <b>Decreased capital</b> SMT <b>Share listing</b> AWC 13,573,300 Shares	<b>XD</b> BDMS Bt0.65 BDX06 Bt0.01084 BEM Bt0.15 BGRIM Bt0.232 BKIH Bt6.25 BM Bt0.05 BTG Bt1.5 CME03 Bt0.062508 COM7 Bt1.1 CPT Bt0.025 DREIT Bt0.19 ERW Bt0.07 INSET Bt0.04 JCT Bt4.8 JR Bt0.055 KCC Bt0.0831 KK Bt0.015 MGC Bt0.11 MST Bt0.17 PAP Bt0.08 PLAT Bt0.02 PLT Bt0.01 PTG Bt0.35 RJH Bt0.35 TMI Bt0.01 TNL Bt0.6 TRVU06 Bt0.01362 TTW Bt0.3 UBE Bt0.0153 UPOIC Bt0.34 UTP Bt0.3 <b>XW</b> KUN 4 : 1 <b>PD</b> WHABT Bt0.15	<b>XD</b> A5 Bt0.05 ADVICE Bt0.185 ASP Bt0.09 AXTRART Bt0.2194 BA Bt0.7 CK Bt0.25 CPNREIT Bt0.2794 CPR Bt0.035 DCON Bt0.00275 DTCENT Bt0.0608 EURO Bt0.25 FSMART Bt0.2 FTI Bt0.04 HFT Bt0.27 HKX23 Bt0.033484 HL Bt0.22 ICN Bt0.09 IDG Bt0.0735 ISSARA Bt0.1625 KTBSTMR Bt0.1513 LHHOTEL Bt0.31 LHRREIT Bt0.07 LHSC Bt0.241 LOXLEY Bt0.08 LPN Bt0.05 MJLF Bt0.18 NVDA01 Bt0.0002 NVDA06 Bt0.0002 NVDA19 Bt0.001 NVDA80 Bt0.00154 RCL Bt1.5 SE Bt0.026493 SEA0IL Bt0.1 SGP Bt0.1 SHR Bt0.055 SRIPANWA Bt0.2554 TK Bt0.2 TNP Bt0.055 TPIPL Bt0.03 TPIPP Bt0.07 UOBKH Bt0.009 WICE Bt0.14 WIIK Bt0.055 WPH Bt0.073 WPH 50 : 1 XD(ST) ZEN Bt0.1 <b>XW</b> CWT 1 : 1,350 <b>XB</b> CWT 3,150 : 1 CWT 1 : 1,350	<b>XD</b> 2S Bt0.12 AH Bt0.48 APO Bt0.05 AS Bt0.1 BGC Bt0.07 BJCHI Bt0.0171 BOFFICE Bt0.1468 CPH Bt0.75 CTW Bt0.08 MASTEC Bt0.14 MTI Bt0.81 NC Bt0.01 NDR Bt0.035 PEACE Bt0.06 PMTA Bt0.7 PRINC Bt0.012 PSH Bt0.09 PSP Bt0.2 PTC Bt0.01 QLT Bt0.031 RATCH Bt0.8 SCP Bt1 SECURE Bt1 SEI Bt0.11 SFLEX Bt0.05 STECH Bt0.04 SUSCO Bt0.03 SVOA Bt0.08 THG Bt0.14 TMD Bt1.7 TQM Bt0.6 TTI Bt0.5 UEC Bt0.03 VCOM Bt0.23 <b>XR</b> QTCC 1 : 4 @Bt0.08 <b>XW</b> BWG 6 : 1 TL 6 : 1 <b>PD</b> FTREIT Bt0.1945 GVREIT Bt0.1783 INETREIT Bt0.0675 LUXF Bt0.196 MC Bt0.52	<b>XD</b> ASIMAR Bt0.12 BUI Bt0.2 BUI 10 : 1 XD(ST) CEYE Bt0.075 CMAN Bt0.15 CPI Bt0.27 CSC Bt2.25 CSC-P Bt3.75 DOD Bt0.05 EAST Bt0.02 EGCO Bt3.25 FORTH Bt0.21 ICHI Bt0.55 KBS Bt0.5 KO80 Bt0.01647 M-CHAI Bt0.4 NAM Bt0.03 NETEASE80 Bt0.07169 NTSC Bt0.3 ONSENS Bt0.019 PRTR Bt0.3 S Bt0.015 SP500US19 Bt0.0319 SP500US80 Bt0.00742 SPCG Bt0.26 STC Bt0.01 SVT Bt0.05 SYMC Bt0.0973 TEAM Bt0.15 TIPH Bt1 TNR Bt0.2 TPP Bt1 TVH Bt0.44 TVO Bt1.17 VIH Bt0.4 <b>XR</b> EMPIRE 3.3334 : 1 @Bt0.50 <b>PD</b> CPTRT Bt0.1022 IMPACT Bt0.24 KPNREIT Bt0.0592
<b>XD</b> BRI Bt0.025 CNT Bt0.05 HANA Bt0.75 MAGURO Bt0.46 MASTER Bt0.4 META01 Bt0.0028 META06 Bt0.00202 META80 Bt0.00203 NDAQ06 Bt0.00833 SNP Bt0.45 STX Bt0.085 TMILL Bt0.05 UNIQ Bt0.08 WINMED Bt0.0125 XPG Bt0.01 <b>PD</b> HERMES80 Bt0.01311 PROSPECT Bt0.218 SGX19 Bt0.019 TPRIME Bt0.1019	<b>XD</b> ADD Bt0.09 BH Bt9 BH-P Bt9 BIG Bt0.01 HPF Bt0.133 LALIN Bt0.16 MBK Bt0.6 MII Bt0.15 MNIT Bt0.033 MNIT2 Bt0.09 MNRFBt0.03 M-STOR Bt0.11 PYLON Bt0.24 SIRI Bt0.08 SONIC Bt0.06 TAIWANAI13 Bt0.049435 TAIWANHD13 Bt0.375706 TQR Bt0.225 WARRIX Bt0.0563 <b>PD</b> SUPEREIF Bt0.1733	<b>XD</b> KCAR Bt0.14 KOOL Bt0.0125 PRG Bt0.38 SAMART Bt0.14 SAMTEL Bt0.05 SAV Bt0.5 THIP Bt0.95 TSTE Bt0.08 <b>PD</b> EGATIF Bt0.0351 KBSPIF Bt0.17 TFFIF Bt0.1219 TTLPF Bt0.4946	<b>XD</b> AMC Bt0.08 CCET Bt0.09 HTECH Bt0.1 KJL Bt0.26 LANNA Bt0.5 NTV Bt1.04 PATO Bt0.45 PDG Bt0.17 SFT Bt0.07 SPG Bt0.8 TEGH Bt0.22 TTA Bt0.25	<b>XD</b> WMTO6 Bt0.00768 <b>PD</b> AIMIRT Bt0.205 AMATAR Bt0.118 BAREIT Bt0.2 BRGGIF Bt0.02417 KSL Bt0.04 PICO Bt0.05 QHHRREIT Bt0.18 SPRIME Bt0.1 WHART Bt0.1212 XO Bt0.358
<b>XD</b> AVGO80 Bt0.00409 JDF Bt0.18 KCE Bt0.6 QQQM19 Bt0.0164 SPCOM80 Bt0.01171 SPENGY80 Bt0.02324 SPFIN80 Bt0.05943 SPHLTH80 Bt0.02046 SPTECH80 Bt0.01363 <b>PD</b> GAHREIT Bt0.325 GROREIT Bt0.28	<b>PD</b> HYDROGEN Bt0.13 MGC Bt0.11 MIPF Bt0.38 TIFI Bt0.155	<b>PD</b> ALLY Bt0.111 B-WORK Bt0.183371 FUTURERT Bt0.122869 SBUX80 Bt0.0078	<b>XD</b> LEE Bt0.2 Q-CON Bt0.4 <b>PD</b> BGC Bt0.07 HFT Bt0.27 ISSARA Bt0.1625 KTBSTMR Bt0.1513 SRIPANWA Bt0.2554	<b>XD</b> NOV080 Bt0.03962 SCGD Bt0.19 <b>PD</b> AMGN06 Bt0.01951 AXTRART Bt0.2194 BACO3 Bt0.014098 BOFFICE Bt0.1468 CPNREIT Bt0.2794 LHHOTEL Bt0.31 LHRREIT Bt0.07 LHSC Bt0.241 MJLF Bt0.18 MSFT06 Bt0.00706 MSFT19 Bt0.008 USTR24 Bt0.01 WHAIR Bt0.1755

XD - Cash Dividend  
XD(ST) - Stock Dividend

PD - Payment Date  
XR - Rights for Common

XW - Rights for Warrant  
XT - Rights for Transferable Subscription Right

XE - Warrant Exercise  
CW - Capital write-down

SP - Suspension



#### Disclaimer

The information in this report has been obtained from sources believed to be reliable. However, its accuracy or completeness is not guaranteed. Any opinions expressed herein reflect our judgment at this date and are subject to change without notice. This report is for information only. It is not to be construed as an offer, or solicitation of an offer to sell or buy any securities. We accept no liability for any loss arising from the use of this document. We or our associates may have an interest in the companies mentioned therein.

InnovestX Securities Company Limited (“INVX”) is wholly owned by SCB X Public Company Limited (“SCBX”) and The Siam Commercial Bank Public Company Limited (“SCB”) is majority-owned by SCBX. Any information related to SCB is for sector comparison purpose.

This document is prepared by InnovestX Securities Company Limited (“INVX”) which is wholly owned by SCB X Public Company Limited (“SCBX”). The Siam Commercial Bank Public Company Limited, which is majority-owned by SCBX, acts as financial advisor of the LH Hotel Leasehold Real Estate Investment Trust. Any opinions, news, research, analyses, prices, statements, forecasts, projections and/or other information contained in this document (the “Information”) is provided as general information purposes only and shall not be construed as individualized recommendation of an offer to buy or sell or the solicitation of an offer to buy or sell any securities. INVX and/or its directors, officers and employees shall not be liable for any direct, indirect, incidental, special or consequential loss or damage, resulting from the use of or reliance on the Information, including without limitation to, damages for loss of profits. The investors shall use the Information in association with other information and opinion, including their own judgment in making investment decision. The Information is obtained from sources believed to be reliable, and INVX cannot guarantee the accuracy, completeness and/or correctness of the Information.

INVX reserves the right to modify the Information from time to time without notice and in its sole discretion. This document is delivered to intended recipient(s) only and is not permitted to reproduce, retransmit, disseminate, sell, distribute, republish, circulate or commercially exploit the Information in any manner without the prior written consent of INVX.

Futures and Options trading carry a high level of risk with the potential for substantial losses, and are not suitable for all persons. Before deciding to trade Futures and Options, you should carefully consider your financial position, investment objectives, level of experience, and risk appetite if Futures and Options trading are appropriate. The possibility exists that you could sustain a loss of some or all of your initial investment. You should be aware of all the risks associated with Futures and Options trading, and you are advised to rely on your own judgment while making investment decision and/or should seek advice from professional investment advisor if you have any doubts.

This document is delivered to intended recipient(s) only and is not permitted to reproduce, retransmit, disseminate, sell, distribute, republish, circulate or commercially exploit the Information in any manner without the prior written consent of INVX.

© Copyright 2026 InnovestX Securities Co., Ltd. All right reserved.



**CG Rating 2025 Companies with CG Rating**

**Companies with Excellent CG Scoring**

AAI, AAV, ACE, ADB, ADVANC, AEONTS, AF, AGE, AIRA, AJ, AKP, AKR, ALLA, ALT, AMA, AMARIN, AMATA, AMATAV, AOT, AP, ARIP, ASIAN, ASIMAR, ASK, ASP, ASW, AUCTION, AURA, AWC, B, BAFS, BAM, BANPU, BAY, BBGI, BBL, BCH, BCP, BCPG, BDMS, BEC, BEM, BEYOND, BGC, BGRIM, BH, BIZ, BJC, BKIH, BLA, BLC, BOL, BPP, BRI, BRR, BSRC, BTG, BTS, BWG, CBG, CENTEL, CFRESH, CGH, CHASE, CHEWA, CHG, CHOW, CIMBT, CIVIL, CK, CKP, CMC, CNT, COLOR, COM7, CPALL, CPAXT, CPF, CPL, CPN, CPW, CRC, CREDIT, DCC, DDD, DELTA, DEMCO, DITTO, DMT, DOHOME, DRT, DUSIT, EASTW, EGCO, EPG, ERW, ETC, ETE, FLOYD, FN, FORTH, FPI, FPT, FSMART, FSX, FTI, GABLE, GC, GCAP, GFC, GFPT, GGC, GLAND, GLOBAL, GPSC, GRAMMY, GULF, GUNKUL, HANA, HARN, HENG, HMPRO, HPT, HTC, ICC, ICHI, III, ILINK, ILM, IND, INET, INSET, INSURE, IP, IRC, IRPC, IT, ITC, ITEL, ITTHI, IVL, J, JAS, JMART, JMT, JTS, KBANK, KCAR, KCC, KCE, KCG, KEX, KJL, KKP, KSL, KTB, KTC, KUMWEL, LH, LHFG, LIT, LOXLEY, LRH, LST, M, MAJOR, MALEE, MBK, MC, MEGA, MFC, MFEC, MGC, MINT, MODERN, MONO, MOONG, MOSHI, MSC, MST, MTC, MTI, NEP, NER, NKI, NOBLE, NRF\*, NV, NVD, NYT, OCC, ONEE, OR, ORI, ORN, OSP, PAP, PB, PCC, PCSGH, PDJ, PG, PHOL, PIMO, PJW, PL, PLANB, PLAT, PLUS, PM, PMC, PORT, PPP, PPS, PQS, PR9, PRG, PRM, PRTR, PSH, PSL, PSP, PTC, PTG, PTT, PTTEP, PTTGC, Q-CON, QH, QTC, RABBIT, RATCH, RBF, ROCTEC, RS, RT, S, S&J, SA, SAAM, SABINA, SAK, SAMART, SAMTEL, SAT, SAV, SAWAD, SC, SCAP, SCB, SCC, SCCC, SCG, SCGD, SCGP, SCM, SDC, SE, SEAFCO, SEAOIL, SELIC, SENA, SENX, SFLEX, SGC, SGF, SGP, SHR, SICT, SIRI, SIS, SITHAI, SJWD, SKR, SKY, SMPC, SNC, SNNP, SNP, SO, SONIC, SPALI, SPC, SPCG, SPI, SPRC, SR, SSF, SSP, SSSC, STA, STARM, STECON, STGT, STI, SUC, SUN, SUSCO, SUTHA, SVOA, SYMC, SYNEX, SYNTEC, TACC, TAN, TASCOS, TBN, TCAP, TCMC, TEAMG, TEGH, TEKA, TFG, TFMAMA, TGE, TGH, THANA, THANI, THCOM, THIP, THRE, THREL, TIPH, TISCO, TKS, TKT, TLI, TM, TMD, TMILL, TMT, TNDT, TNITY, TNL, TOA, TOG, TOP, TPAC, TPBI, TQM, TRUBB, TRUE, TSC, TSTE, TSTH, TTA, TTB, TTCL, TTW, TU, TVDH, TVH, TVO, TWPC, UAC, UBE, UBIS, UP, UPF, UPOIC, UV, VGI, VIBHA, VIH, VNG, WACOAL, WGE, WHA, WHAUP, WICE, WINMED, WINNER, WP, WPH, ZEN

**Companies with Very Good CG Scoring**

2S, A5, ABM, ACG, ADD, AE, AH\*, AIT, ALUCON, AMC, ANAN, APCO, APCS, ATP30, BA, BBK, BC, BCP, BEB, BIG, BPS, BR, BSBM, BTC, BTW, BVG, BYD\*, CFARM, CH, CIG, CM, CMAN, CMO\*, COCOCO, COMAN\*, CPI, CRD, CSC, DEXON, DTCENT, EAST, EKH, ESTAR, EURO, EVER, FE, FVC, GEL, HUMAN, ICN, IFS, JDF, JPARK, JSP, JUBILE, K, KGI\*, KTIS, KTMS, KUN, LALIN, LANNA, LEO, LHK, LPN\*, MAGURO, MATCH, MBAX, M-CHAI, MCOT, METCO, MICRO, MVP\*, NC, NCH, NCL, NDR, NEO, NL, NSL, NTSC, NTV, OKJ, PATO, PDG, PEACE, PEER, PREB, PRI, PRIME, PRIN, PRINC\*, PROUD, PSG, PSTC, PT, QLT, RCL, READY, RPH, SAMCO, SANKO, SAPPE, SCI, SCN, SECURE, SFT, SINO, SKE, SMT, SPA, SPVI, SRS, SUPER, SVI\*, SWC, TAE, TFM, TIDLOR\*, TIPCO, TITLE, TK, TKN\*, TMC, TMI, TNP, TNR, TPA, TPCS, TPIPL\*, TPIPP, TPS, TQR, TRP, TRT, TURTLE, TVT, UBA, UREKA, VCOM, VRANDA, WARRIX, WAVE\*, WIN, XO, XPG, XYZ, ZIGA

**Companies with Good CG Scoring**

AHC, AIE, AMANAH, AMR, ANI, APURE, ARIN, ARROW, ASIA, ASN, AYUD, BIOTEC, BIS, BJCHI, BLAND, CAZ, CEN, CHAO, CHARAN\*, CHAYO, CHIC, CHOTI, CI, CITY, CSP, CSS, CWT, DIMET\*, DOD, DPAINT, DV8, EA\*, EASON, ECF\*, EFORL, FNS, FTE, GBX, GPI, GTB, GYT, IMH, IRCP, ITNS, IVF, JCK, KBS, KISS, KK, KWC, KWM, L&E, LDC, LEE, MCA, MEB, MEDEZE, MENA, MILL\*, MITSIB, MK, MPJ, NAM, NATION, NCAP, NEX, NOVA, NPK, OGC, PACO, PANEL, PCE, PHG, PICO\*, PIN, PIS, PLANET, POLY, PRAKIT, PRAPAT, PROEN, PROS, PTECH, PYLON, RAM, RJH, RML, ROCK, RPC, SAFE, SALEE, SE-ED, SIAM, SINGER, SISB, SK, SKN, SMD100, SNPS, SORKON, SPREME, SST, STANLY, STC, STPI, STX, SVR, SVT, TAKUNI, TATG, TFI, THG\*, TMAN, TOPP, TPLAS, TPOLY, TRC\*, TRU, TSE, TSR\*, UKEM, UOBKH, VARO, VL, WFX, WIJK, WORK, YUASA, ZAA

**Corporate Governance Report**

The material contained in this publication is for general information only and is not intended as advice on any of the matters discussed herein. Readers and others should perform their own independent analysis as to the accuracy or completeness or legality of such information. The Thai Institute of Directors, its officers, the authors and editor make no representation or warranty as to the accuracy, completeness or legality of any of the information contained herein. By accepting this document, each recipient agrees that the Thai Institute of Directors Association, its officers, the authors and editor shall not have any liability for any information contained in, or for any omission from, this publication.

The survey result is as of the date appearing in the Corporate Governance Report of Thai Listed Companies. As a result, the survey result may be changed after that date. Innovest Securities Company Limited does not conform nor certify the accuracy of such survey result.

\* บริษัทหรือกรรมการหรือผู้บริหารของบริษัทที่มีข่าวด้านการกำกับดูแลกิจการที่ส่งผลกระทบต่อผลสำรวจ 1 ช่วงคะแนน เช่น การกระทำความผิดเกี่ยวกับหลักทรัพย์ การทุจริต คอร์รัปชัน เป็นต้น ซึ่งการใช้ข้อมูล CGR ควรตระหนักถึงข่าวดังกล่าวประกอบด้วย

\* บริษัทหรือกรรมการหรือผู้บริหารของบริษัทที่มีข่าวด้านการกำกับดูแลกิจการ เช่น กรณีที่มีการฝ่าฝืนหรือละเลยการปฏิบัติตามกฎหมาย ข้อบังคับ ระเบียบ ประกาศ คำสั่ง มติคณะกรรมกร หรือข้อตกลงการลงคะแนนหลักทรัพย์

**Anti-corruption Progress Indicator**

**Certified (ได้รับรับรอง)**

2S, AAI, ACE, ADB, ADVANC, AE, AF, AH, AI, AIE, AIRA, AJ, AKP, AMA, AMANAH, AMATA, AMATAV, AP, APCS, AS, ASIAN, ASK, ASP, ASW, AWC, AYUD, B, BAFS, BAM, BANPU, BAY, BBGI, BBL, BCH, BCP, BCPG, BEB, BEC, BEYOND, BGC, BGRIM, BLA, BPP, BPS, BRI, BRR, BSBM, BTC, BTG, BTS, BWG, CAZ, CBG, CEN, CENTEL, CFRESH, CGH, CHASE, CHEWA, CHOTI, CHOW, CI, CIG, CIMBT, CM, CMC, COM7, CPALL, CPAXT, CPF, CPI, CPL, CPN, CPW, CRC, CREDIT, CSC, CV, DCC, DELTA, DEMCO, DEXON, DIMET, DMT, DOHOME, DRT, DUSIT, EASTW, ECF, EGCO, EP, EPG, ERW, ETC, ETE, FNS, FPI, FPT, FSMART, FSX, FTE, GBX, GC, GCAP, GEL, GFPT, GGC, GLOBAL, GPI, GPSC, GUNKUL, HANA, HARN, HEALTH, HENG, HMPRO, HTC, ICC, ICHI, ICN, IFS, III, ILINK, ILM, INET, INOX, INSURE, IRPC, ITC, ITEL, IVL, JAS, JMART, JR, JTS, K, KASET, KBANK, KCAR, KCE, KGEN, KGI, KKP, KSL, KTB, KTC, L&E, LANNA, LH, LHFG, LHK, LPN, LRH, M, MAJOR, MALEE, MATCH, MBAX, MBK, MC, MCOT, MEGA, MENA, META, MFC, MFEC, MINT, MODERN, MONO, MOONG, MSC, MST, MTC, MTI, NATION, NCAP, NEP, NER, NKI, NOBLE, NRF, OCC, OGC, OR, ORI, OSP, PAP, PATO, PB, PCSGH, PDG, PDJ, PG, PHOL, PIMO, PK, PL, PLANB, PLANET, PLAT, PLUS, PM, PMC, PPP, PPM, PPS, PQS, PR9, PREB, PRG, PRIME, PRINC, PRM, PROS, PRTR, PSH, PSL, PSTC, PT, PTECH, PTG, PTT, PTTEP, PTTGC, PYLON, Q-CON, QH, QLT, QTC, RABBIT, RATCH, RBF, RML, RS, RWI, S&J, SA, SAAM, SABINA, SAK, SAPPE, SAT, SC, SCB, SCC, SCCC, SCG, SCGD, SCGP, SCM, SCN, SEAOIL, SE-ED, SELIC, SENA, SENX, SFLEX, SGC, SGP, SIRI, SIS, SITHAI, SJWD, SKR, SMIIT, SMPC, SNC, SNNP, SNP, SORKON, SPACK, SPALI, SPC, SPI, SPRC, SRICHA, SSF, SSP, SSSC, SST, STA, STARM, STGT, STOWER, SUSCO, SVI, SVOA, SVT, SYMC, SYNTEC, TAE, TAKUNI, TASCOS, TCAP, TCMC, TEGH, TFG, TFI, TFMAMA, TGE, TGH, THANI, THCOM, THIP, THRE, THREL, TIPCO, TIPH, TISCO, TKN, TKS, TKT, TMD, TMILL, TMT, TNITY, TNL, TNP, TNR, TOG, TOP, TOPP, TPA, TPAC, TPCS, TPLAS, TRT, TRU, TRUE, TSC, TSI, TSTE, TSTH, TTA, TTB, TTCL, TU, TURTLE, TVDH, TVO, TWPC, UBE, UBIS, UEC, UKEM, UPF, UV, VCOM, VGI, VIBHA, VIH, WACOAL, WHA, WHAUP, WICE, WIJK, WPH, XO, YUASA, ZEN, ZIGA

**Declared (ประกาศเจตนา)**

AMARIN, ANI, APCO, ASAP, ASEFA, AUCTION, AURA, B52, BKIH, CHG, DITTO, EA, EAST, EMC, ESTAR, EVER, FLOYD, GABLE, GFC, GREEN, GULF, HL, HUMAN, IP, IT, J, JDF, JMT, KCC, KJL, LDC, LIT, M-CHAI, MEDEZE, MGC, MJD, MOSHI, NSL, NTSC, PCC, PCE, PLE, PROEN, PROUD, PTC, S, SANKO, SAWAD, SCAP, SFT, SHR, SINGER, SINO, SKE, SKY, SOLAR, SONIC, SUPER, TBN, TEAMG, TMC, TMI, TPP, TQM, UOBKH, UP, UREKA, VL, VNG, WARRIX, WELL, WIN, WP

**N/A**

88TH, A, A5, AAV, ABM, ACAP, ACC, ACG, ADD, ADVICE, AEONTS, AFC, AGE, AHC, AIT, AJA, AKR, AKS, ALLA, ALPHAX, ALT, ALUCON, AMARC, AMC, AMR, ANAN, AOT, APO, APP, APURE, AQUA, ARIN, ARIP, ARROW, ASIA, ASIMAR, ASN, ATLAS, ATP30, AU, BA, BBK, BC, BCT, BDMS, BEAUTY, BEM, BGT, BH, BIG, BIOTEC, BIS, BIZ, BJC, BJCHI, BKA, BKD, BKGI, BLAND, BLC, BLESS, BLISS, BM, BOL, BR, BROCK, BSM, BTNC, BTW, BUI, BVG, BYD, CCET, CCP, CEYE, CFARM, CGD, CH, CHAO, CHARAN, CHAYO, CHIC, CHO, CITY, CIVIL, CK, CKP, CMAN, CMO, CMR, CNT, COCOCO, COLOR, COMAN, CPANEL, CPH, CPR, CPT, CRANE, CRD, CSP, CSR, CSS, CTW, CWT, D, DCON, DDD, DHOUSE, DOD, DPAINT, DTCENT, DTICI, DV8, EASON, EFORL, EKH, EMPIRE, ETL, EURO, F&D, FANCY, FE, FM, FMT, FN, FORTH, FTI, FVC, GENCO, GJS, GLAND, GLORY, GRAMMY, GRAND, GSTEEL, GTB, GTV, GYT, HANN, HFT, HPT, HTECH, HYDRO, I2, IDG, IHL, IIG, IMH, IND, INGRS, INSET, IRC, IRCP, IROYAL, ITD, ITNS, ITTHI, IVF, JAK, JCK, JCT, JPARK, JSP, JUBILE, KAMART, KBS, KC, KCG, KCM, KDH, KIAT, KISS, KK, KKK, KLINIQU, KOOL, KTIS, KTMS, KUMWEL, KUN, KWC, KWI, KWM, KYE, LALIN, LEE, LEO, LOXLEY, LPH, LST, LTMH, LTS, MADAME, MAGURO, MANRIN, MASTEC, MASTER, MATI, MCA, MCS, MDX, MEB, METCO, MGI, MGT, MICRO, MIDA, MILL, MITSIB, MK, ML, MMM, MORE, MOTHER, MPJ, MRDIYT, MTW, MUD, MVP, NAM, NAT, NC, NCH, NCL, NCP, NDR, NEO, NETBAY, NEW, NEWS, NEX, NFC, NKT, NL, NNCL, NOVA, NPK, NTF, NTV, NUT, NV, NVD, NWR, NYT, OHTL, OKJ, ONEE, OSENS, ORN, PACO, PAF, PANEL, PEACE, PEER, PERM, PF, PHG, PICO, PIN, PIS, PJW, PLT, PMTA, POLY, PORT, PPM, PRAKIT, PRAPAT, PRECHA, PRI, PRIN, PSGC, PSP, PTL, QDC, QTCG, RAM, RCL, READY, RICHY, RJH, ROCK, ROCTEC, ROH, ROJNA, RP, RPC, RPH, RSP, RT, S11, SAF, SAFE, SALEE, SAM, SAMART, SAMCO, SAMTEL, SAUCE, SAV, SAWANG, SCI, SCL, SCP, SDC, SE, SEAFCO, SECURE, SEI, SGF, SHANG, SIAM, SICT, SIMAT, SISB, SK, SKIN, SKN, SLP, SMART, SMD100, SMO, SMT, SNPS, SO, SPA, SPCG, SPG, SPREME, SPVI, SQ, SR, SRS, STANLY, STC, STECH, STECON, STELLA, STI, STP, STPI, STX, SUC, SUN, SUTHA, SVR, SWC, SYNEX, TACC, TAN, TAPAC, TATG, TC, TCC, TCJ, TCOAT, TEAM, TEKA, TERA, TFM, TGPRO, TH, THAI, THANA, THE, THG, THMUI, TIDLOR, TIGER, TITLE, TK, TKC, TLI, TMI, TMC, TMW, TNDT, TNH, TNPC, TOA, TPBI, TPCH, TPIPL, TPIPP, TPL, TPOLY, TPS, TQR, TR, TRC, TRITN, TRP, TRUBB, TRV, TSE, TSR, TTI, TTT, TTW, TURBO, TVH, TVT, TWP, TWZ, TYCN, UAC, UBA, UMI, UMS, UNIQU, UPOIC, UTP, UVAN, VARO, VPO, VRANDA, VS, WASH, WAVE, WFX, WGE, WINDOW, WINMED, WINNER, WORK, WSOL, XBIO, XPG, XYZ, YGG, YONG, ZAA

**Explanations**

Companies participating in Thailand's Private Sector Collective Action Coalition Against Corruption programme (Thai CAC) under Thai Institute of Directors (as of May 2, 2025) are categorised into: companies that have declared their intention to join CAC, and companies certified by CAC.