

# สวัสดี ตอนเช้า

## Market today

### Rebound, but not turning

Sentiment was burnished by an adjustment in tax benefits for the ThaiESG fund, which continued the technical rebound, with next resistance at 1320-1325. However, overall, there is no turning signal, limiting the upper bound, with supports at 1310 and 1300. A fall below this will send it back to negative.

## Today's highlights

- Canada is considering imposing import taxes on EVs from China and increasing investment requirements for Chinese companies in Canada due to concerns about unfair competition in the Canadian automotive industry.
- The Ministry of Finance is adjusting tax benefits for ThaiESG funds, allowing a tax deduction of up to Bt300,000 and cutting the holding period to five years. This is expected to attract Bt30bn in new investment annually. It is also planning to set up a new Bt500bn Vayupak Fund, with Bt150bn to be raised from public investors.
- The Ministry of Commerce reports a 16% increase in foreign business approvals during the first five months of 2024 to 317 from 273, with investment value up 58% to Bt72bn from Bt26.3bn. However, employment of Thai workers in these businesses fell by 60% or 1,787.
- The National Energy Policy Council has increased diesel price subsidies to Bt2.02/liter from Bt1.60/liter due to rising global oil prices, but the raise in diesel price was limited by the government's ceiling price of Bt33/liter, and diesel price has been set at Bt32.94/liter. The Oil Fund is facing financial strain, losing about Bt19.81mn/day or Bt594mn/month; it currently is carrying a deficit of Bt110bn.
- The BoI and government agencies are actively encouraging 400 Japanese investors to relocate production bases to Thailand to mitigate geopolitical risks. The government is also working on 20 free trade agreements and developing clean energy sources to prepare for increased foreign investment.

## Strategy today

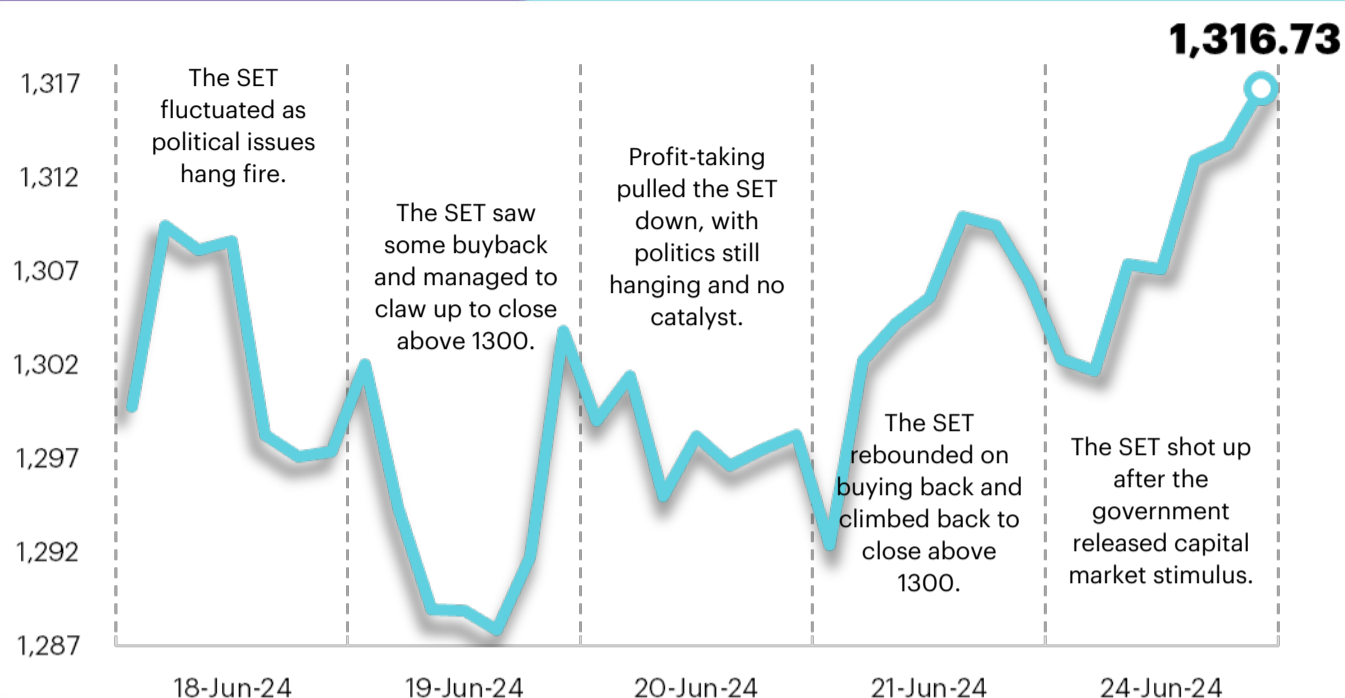
In the short term, the SET is still volatile and fragile from prolonged pressure from politics and it will continue to underperform the region. However, there are economic hopes lying in industrial production and the release of the MPC minutes that may signal recovery in the manufacturing sector. Externally, there is no new catalyst this week. Follow US PCE in May, which is expected to be stable MoM and 2.6%YoY (slowing from 2.7%YoY in April); this does not heavily pressure the market. "Selective Buy".

## Daily report

Tuesday, June 25, 2024

### Support - Resistances

1310/1300 – 1320/1325



## Trading today

Political risk is making the Thai capital market volatile and fragile, while there is no new catalyst from outside next week. We recommend "Selective Buy" with four main themes:

- 1) Global plays: Companies whose profit is expected to continue to recover and the benefit from a global recovery will be sufficient to offset domestic turmoil – KCE, SCGP, TU and MINT.
- 2) Stocks expected to benefit from short covering after the SET implements the uptick rule on July 1, 2024 – HANA, BEM, KCE, MINT, OSP, BBL, SCGP and AOT.
- 3) Stocks expected to benefit from the EURO 2024 football competition between June 14-July 14, 2024, - ADVANC, TRUE, CPALL, MINT and TU.
- 4) Tension has eased about the situation in the Middle East, leading Brent down to the lower bound of US\$80-90/bbl, which is seen as an opportunity to hedge. For high-risk takers, we recommend an upstream oil stock – PTTEP.

## Daily top picks

**MINT:** One of our top picks in Tourism. 2Q24 profit is expected to grow YoY and QoQ as Europe enters high season and the benefits from EURO 2024 (Jun 14–July 14). Valuation is attractive, trading at a 2024F PER of 23x, -1S.D. of historical PER. We feel the price has yet to reflect the expected 12% growth in 2024 core profit to Bt8bn.

**BCP:** The company benefits from recovering European natural gas price. The rise in oil price in June is expected to support profit by reducing stock loss. Refinery margin is expected to improve, led by diesel, and there may have upside from seasonal demand for gasoline and jet fuel. Valuation is attractive, trading at 2024F PER of 4x; dividend yield is a solid 6%.



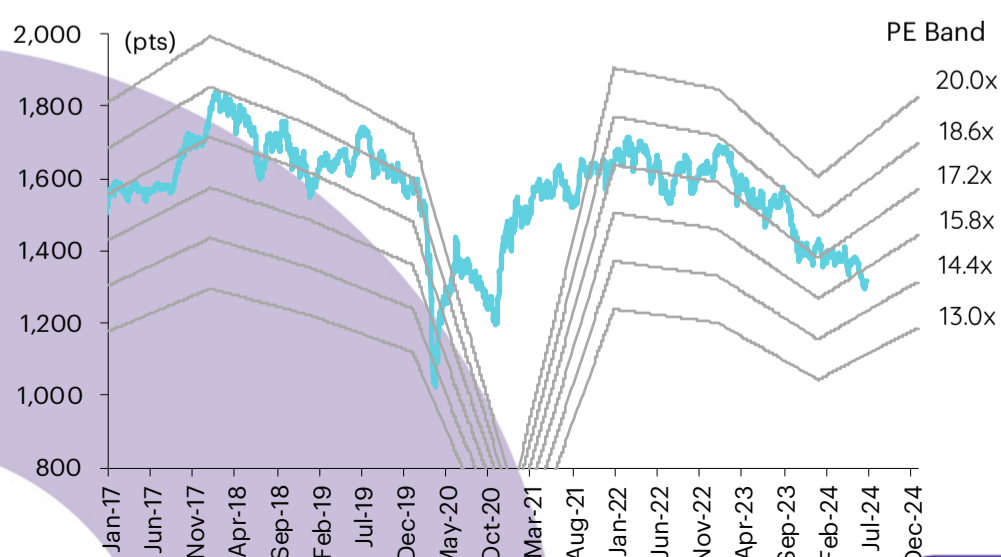
Today's reports

**AOT** – Reclamation of areas to improve facilities

What to watch

Date	Event
24 Jun	<b>Economic release:</b> TH – Car sales for May <b>Event:</b> Effective date of quarterly FTSE Global Equity Index Series Inclusion and Exclusion levels
25 Jun	<b>Economic release:</b> US – Consumer confidence by Conference Board for Jun TH – Exports for May
26 Jun	<b>Economic release:</b> US – Crude oil inventories
27 Jun	<b>Economic release:</b> US – Final GDP for 1Q24, unemployment claims, durable goods orders for May
28 Jun	<b>Economic release:</b> JP – Unemployment rate for May, prelim industrial production for May, retail sales for May CN – Manufacturing and non-manufacturing PMI for Jun US – Core PCE price index, personal income and spending for May TH – Economic and monetary conditions for May

SET Index movement



Daily report Tuesday, June 25, 2024

SET Index series

Index	24 Jun (pts)	Chg (pts)	Chg (%)	Value (Btmn)
SET	1,316.73	10.32	0.79	38,354.24
SET50	815.52	6.78	0.84	24,813.25
SET100	1,795.19	13.60	0.76	30,198.30
sSET	830.55	8.70	1.06	2,913.41
SETCLMV	790.18	9.83	1.26	11,349.07
SETHD	1,083.17	5.63	0.52	8,135.81
SETESG	843.27	7.17	0.86	27,036.92
SETWB	791.54	10.13	1.30	12,589.26
mai	356.98	4.38	1.24	1,837.03

Trading summary by investor type

(Btmn)	24 Jun	WTD	MTD	YTD
<b>Foreign</b>				
Net	(1,088)	(1,088)	(27,190)	(109,349)
Breakdown (%)	45.14	45.14	54.51	54.12
<b>Institution</b>				
Net	496	496	4,765	4,480
Breakdown (%)	10.98	10.98	8.64	8.96
<b>PropTrade</b>				
Net	286	286	1,114	(484)
Breakdown (%)	7.74	7.74	6.38	6.71
<b>Individual</b>				
Net	306	306	21,311	105,353
Breakdown (%)	36.14	36.14	30.47	30.21

S50 futures trading by foreign investors















(Contract)	24-Jun	WTD	MTD	YTD
Foreign	169	169	169	(90,432)
Institution	373	373	373	(5,132)
Customer	(542)	(542)	(542)	95,564

Bond trading by foreign investors

(Btmn)	24-Jun	WTD	MTD	YTD
Buy	1,713	1,713	44,244	370,386
Sell	4,795	4,795	51,156	412,712
Net	(3,082)	(3,082)	(6,912)	(42,326)

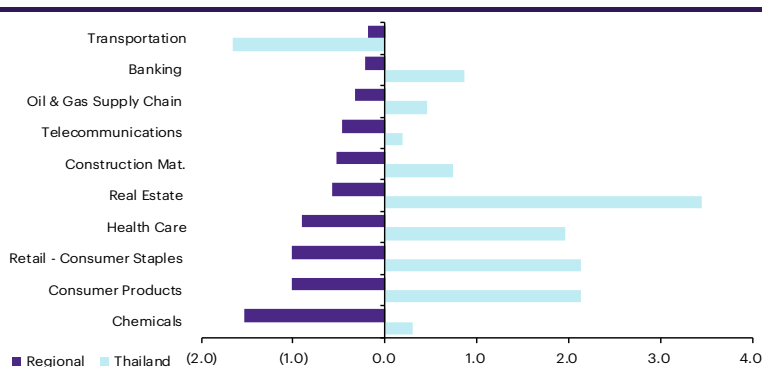
## Market update

### Global market movement

	24-Jun	Index	Chg (pts)	Performance (%)				PE (x)		EPS gth (%)		PBV (x)		ROE (%)	
				1D	WTD	MTD	YTD	24F	25F	24F	25F	24F	25F	24F	25F
S&P 500		5,448	(16.75)	(0.3)	(0.3)	3.2	14.2	22.3	19.6	10.5	13.3	4.5	4.1	18.4	19.3
Euro Stoxx 600		519	3.76	0.7	0.7	0.1	8.3	14.3	13.2	(2.9)	8.3	1.9	1.8	12.9	13.2
Japan		38,805	208.18	0.5	0.5	0.8	16.0	22.2	20.0	35.3	11.1	2.0	1.9	36.0	9.7
Hang Seng		18,028	(0.81)	(0.0)	(0.0)	(0.3)	5.8	8.8	8.3	8.3	6.5	1.0	0.9	10.6	10.4
MSCI Asia x J		698	0.00	0.0	0.0	4.1	8.9	14.1	12.2	23.2	15.4	1.6	1.5	11.3	12.0
Philippines		6,272	113.98	1.9	1.9	(2.5)	(2.8)	10.6	9.6	18.6	9.7	1.4	1.3	12.8	12.7
Indonesia		6,889	9.19	0.1	0.1	(1.2)	(5.3)	12.8	10.2	39.6	26.2	1.8	1.6	14.0	14.7
Malaysia		1,590	(0.71)	(0.0)	(0.0)	(0.4)	9.3	14.5	13.4	(1.0)	8.2	1.4	1.3	9.3	9.6
Thailand		1,317	10.32	0.8	0.8	(2.1)	(7.0)	14.4	12.8	14.0	12.9	1.3	1.2	9.0	9.6
<b>Asean 4 - simple avg.</b>				<b>0.7</b>	<b>0.7</b>	<b>(1.6)</b>	<b>(1.4)</b>	<b>13.1</b>	<b>11.5</b>	<b>17.8</b>	<b>14.2</b>	<b>1.4</b>	<b>1.3</b>	<b>11.3</b>	<b>11.7</b>
China		2,963	(35.04)	(1.2)	(1.2)	(4.0)	(0.4)	11.1	10.0	20.5	10.5	1.2	1.1	10.2	10.8
India		77,341	131.18	0.2	0.2	4.6	7.1	22.1	19.2	20.8	15.1	3.4	3.1	15.3	15.8
Singapore		3,314	8.12	0.2	0.2	(0.7)	2.3	10.6	10.2	6.1	3.2	1.1	1.0	10.0	10.1
Taiwan		22,814	(439.69)	(1.9)	(1.9)	7.7	27.2	20.0	17.2	33.6	16.3	2.8	2.6	14.1	14.9
Korea		2,765	(19.53)	(0.7)	(0.7)	4.9	4.1	11.0	8.7	64.8	27.1	1.0	0.9	9.2	10.3
<b>Others</b>				<b>(0.7)</b>	<b>(0.7)</b>	<b>2.5</b>	<b>8.1</b>	<b>15.0</b>	<b>13.1</b>	<b>29.2</b>	<b>14.4</b>	<b>1.9</b>	<b>1.7</b>	<b>11.8</b>	<b>12.4</b>

### Regional sector movement

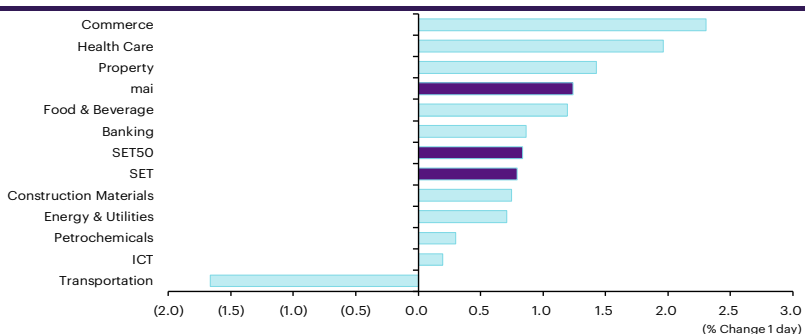
	Price performance (%) <sup>+</sup>			
	24-Jun	WoW	MoM	YTD
Banking	(0.22)	0.75	(2.48)	0.46
Chemicals	(1.53)	(1.45)	(2.75)	(8.03)
Construction Mat.	(0.53)	(0.20)	1.56	(0.59)
Consumer Products	(1.01)	(1.88)	(5.49)	(10.94)
Health Care	(0.91)	(1.67)	(4.91)	(10.24)
Oil & Gas Supply Chain	(0.33)	(1.20)	(3.38)	(3.60)
Real Estate	(0.58)	(0.91)	0.08	4.73
Retail - Consumer Staples	(1.01)	(1.88)	(5.49)	(10.94)
Telecommunications	(0.46)	1.55	(0.98)	(6.37)
Transportation	(0.19)	(0.28)	(0.07)	(1.28)



\* Regional sector price performances (%) are based on US\$ and Thai sector price performances (%) are based on baht

### Thailand sector movement

	Price performance (%)			
	24-Jun	WoW	MTD	YTD
Banking	0.87	0.34	(1.91)	(7.10)
Commerce	2.31	1.63	(3.00)	(8.89)
Construction Materials	0.75	(0.06)	(5.23)	(19.21)
Energy & Utilities	0.71	2.78	(2.92)	(10.57)
Food & Beverage	1.20	2.39	(1.67)	1.37
Health Care	1.96	(1.56)	(2.58)	(4.80)
ICT	0.19	(0.11)	0.16	3.51
Petrochemicals	0.30	1.65	(10.99)	(19.78)
Property	1.42	1.61	(3.93)	(13.22)
Transportation	(1.67)	(1.73)	(7.25)	(2.73)
SET	0.79	1.55	(2.15)	(7.00)
SET50	0.84	1.64	(1.26)	(6.82)
MAI	1.24	1.41	(6.04)	(13.27)



### 10 Most active stocks by value

Stock	Price (Bt)	Value (Btmn)	Chg (%)
AOT	58.50	4,465.25	(2.90)
CPALL	55.75	1,295.32	2.29
DELTA	86.00	1,273.47	1.47
BDMS	26.50	1,206.09	2.91
TTB	1.72	912.01	2.38
LH	6.05	804.03	1.68
KBANK	127.00	749.25	1.60
BH	242.00	738.24	3.86
WHA	5.00	725.41	1.63
STA	22.30	718.12	(4.70)

### Top 10 gainers

Stock	Price (Bt)	Value (Btmn)	Chg (%)
SBNEXT	0.32	8.08	33.33
NRF	2.28	629.87	20.63
URBNPF	0.33	0.00	17.86
SABUY	0.84	266.04	16.67
VIH	8.85	58.73	12.03
ROCK	15.00	0.00	11.94
APCO	7.85	46.35	11.35
NCAP	1.69	17.55	11.18
GRAND	0.11	0.42	10.00
TGPRO	0.11	0.47	10.00

### Top 10 losers

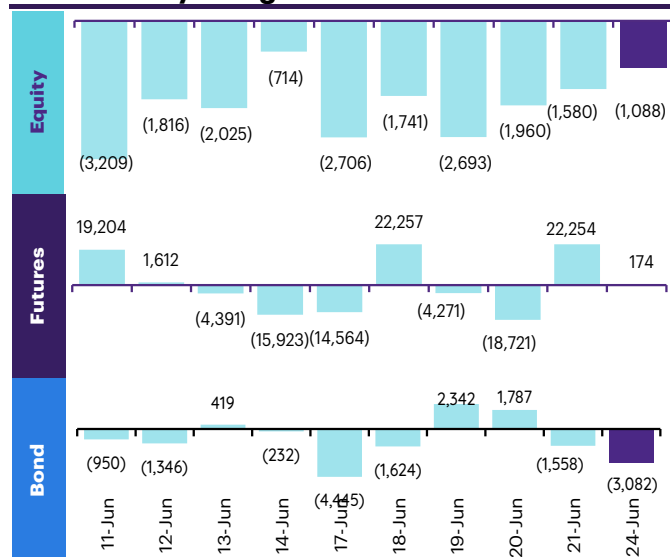
Stock	Price (Bt)	Value (Btmn)	Chg (%)
SIRIP	7.15	0.00	(15.38)
TCMC	0.89	4.26	(11.00)
PRNC	3.36	23.75	(9.19)
TLHPF	2.82	0.00	(8.44)
KC	0.12	0.45	(7.69)
TU-PF	0.52	0.02	(7.14)
WACOAL	30.25	0.03	(6.92)
TRC	0.15	3.24	(6.25)
EE	0.15	0.16	(6.25)
NL	1.76	4.06	(5.38)

## Fund flow monitor

### Regional foreign fund flows to equity

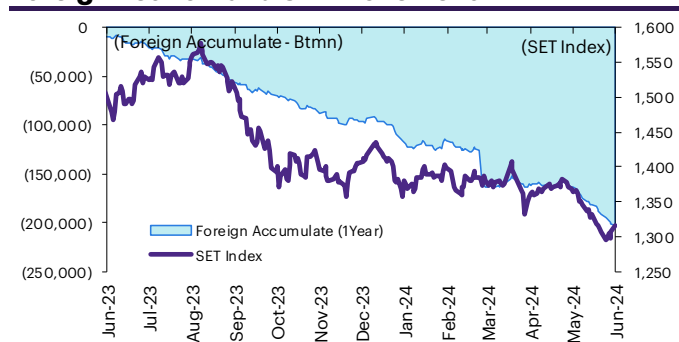
(US\$ Mn)	Thailand	Indonesia	Philippines	Malaysia	Vietnam	India	Taiwan	South Korea	Japan
<b>Daily</b>									
24-Jun-24	(30)	(2)	(7)		(37)		(1,606)	(377)	
21-Jun-24	(43)	70	(23)	(37)	(40)	215	(486)	(176)	
20-Jun-24	(53)	(6)	(9)	(14)	(39)	149	1,071	314	
19-Jun-24	(73)	(43)	(10)	(26)	(60)	1,100	1,390	273	
18-Jun-24	(47)		(4)	(17)	(26)	189	531	466	
<b>Weekly</b>									
<b>WTD</b>	<b>(30)</b>	<b>(2)</b>	<b>(7)</b>	<b>(94)</b>	<b>(37)</b>	<b>1,653</b>	<b>(1,606)</b>	<b>(377)</b>	<b>508</b>
21-Jun-24	(291)	20	(47)	(94)	(195)	1,653	2,579	778	0
14-Jun-24	(256)	2	(22)	43	(217)	1,150	1,451	1,619	508
7-Jun-24	(165)	(144)	(36)	114	(61)	(1,387)	(65)	1,071	(2,211)
31-May-24	(320)	(298)	(138)	(264)	(241)	(50)	(3,480)	(2,069)	1,793
<b>Monthly</b>									
<b>MTD</b>	<b>(741)</b>	<b>(124)</b>	<b>(111)</b>	<b>63</b>	<b>(510)</b>	<b>1,416</b>	<b>2,359</b>	<b>3,091</b>	<b>(1,703)</b>
May-24	(455)	(881)	(174)	314	(613)	(3,023)	2,708	(676)	9,910
Apr-24	108	(1,141)	(412)	(288)	(239)	(1,097)	(4,828)	1,794	19,808
Mar-24	(1,145)	506	(46)	(609)	(456)	4,016	(93)	3,816	(14,157)
<b>YTD</b>	<b>(3,022)</b>	<b>(459)</b>	<b>(534)</b>	<b>(97)</b>	<b>(1,925)</b>	<b>(1,346)</b>	<b>4,968</b>	<b>16,398</b>	<b>38,419</b>

### Thailand daily foreign net flows

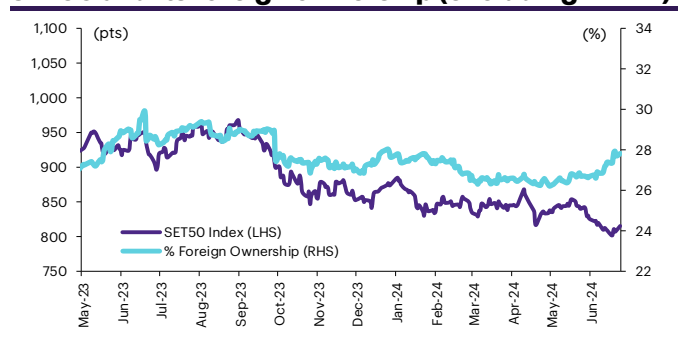


	Equity (Btmn)	SET50 futures (Contract)	Bond (Btmn)*
<b>Daily</b>			
24-Jun-24	(1,088)	174	28
<b>Weekly</b>			
<b>WTD</b>	<b>(1,088)</b>	<b>174</b>	<b>28</b>
21-Jun-24	(10,680)	6,955	1,138
14-Jun-24	(9,376)	(27,555)	(4,440)
7-Jun-24	(6,045)	(42,830)	(7,014)
31-May-24	(11,765)	(73,855)	(12,268)
<b>Monthly</b>			
<b>MTD</b>	<b>(27,190)</b>	<b>(63,256)</b>	<b>(10,288)</b>
May-24	(16,747)	(52,734)	(8,608)
Apr-24	3,914	19,636	3,421
Mar-24	(41,314)	102,406	17,387
<b>Quarterly</b>			
<b>QTD</b>	<b>(40,023)</b>	<b>(96,354)</b>	<b>(15,475)</b>
1Q24	(69,326)	5,927	937
4Q23	(35,319)	73,626	13,162
3Q23	(50,031)	(123,844)	(22,416)
2Q23	(50,263)	(85,648)	(15,901)
<b>YTD</b>	<b>(109,349)</b>	<b>(90,427)</b>	<b>(14,538)</b>
2023	(192,490)	(243,096)	(47,380)
2022	202,694	16,842	4,848

### Foreign net flow and SET movement



### SET50 and its foreign ownership (excluding NVDR)



### Foreign buy/sell activity monitor

#### Most foreign holding value change

	Fgn hld (%)	Δ Fgn (M.shares)	Buy* (Btmn)
EA	42.90	300.54	5,410
SCB	19.56	6.46	688
KCE	23.10	7.52	325
CPF	24.57	10.72	244
PLANB	4.66	25.23	199
SAWAD	29.89	4.88	172
BGRIM	38.97	6.96	152
ADVANC	36.95	0.58	121
TOP	19.44	2.24	118
CRC	14.49	3.67	112

	Fgn hld (%)	Δ Fgn (M.shares)	Sell* (Btmn)
AOT	7.66	(4.28)	(250)
BDMS	25.76	(5.98)	(159)
AOT	7.66	(4.28)	(250)
CPALL	26.33	(2.10)	(117)
PTT	8.28	(3.10)	(101)
BEM	7.57	(5.31)	(41)
AWC	11.54	(10.57)	(38)
PTTGC	10.89	(0.93)	(28)
WHA	16.64	(5.07)	(25)
KTB	9.97	(1.14)	(20)

#### Top-5 NVDR net buy/sell

	Buy* (Btmn)	Sell* (Btmn)
CPALL	169	(159)
SCB	142	(104)
BBL	140	(99)
TU	105	(94)
SIRI	89	(91)
MASTER	85	(72)
KBANK	54	(71)
CRC	39	(69)
MEGA	38	(68)
BA	31	(56)

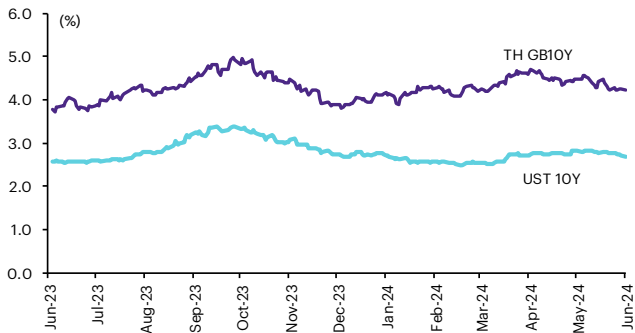
\* InnovestX Research estimates

# Multi-asset price update

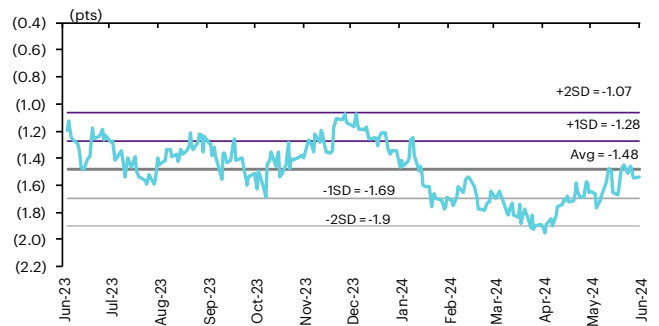
## Key indicator update

	Close	24-Jun	WoW	MoM	YoY	YTD
<b>Financial market condition</b>						
VIX Index	13.33	0.98	4.55	11.74	-0.82	7.07
Europe CDS (bps)	60.35	-2.04	-2.96	9.07	-17.93	1.77
LIBOR OIS Spread (bps)	0.00	0.00	0.00	0.00	-30.93	0.00
TED Spread (bps)	0.26	1.12	3.73	5.28	0.44	-0.09
<b>Exchange rate</b>						
Dollar Index	105.49	-0.33	0.15	0.70	2.55	4.05
USD/THB	36.62	-0.22	-0.44	-0.04	4.00	6.55
EUR/USD	1.07	0.39	0.02	-1.03	-1.45	-2.75
USD/JPY	159.58	-0.12	1.20	1.68	11.09	13.18
<b>Bond: (Change in basis points)</b>						
TH Gov Bond 2Y	0.02	-0.20	-1.52	-5.19	22.45	1.03
TH Gov Bond 10Y	0.03	-1.34	-7.74	-13.29	8.92	-0.52
US Gov Bond 2Y	0.05	-0.66	-2.72	-22.17	-2.65	46.75
US Gov Bond 10Y	0.04	-1.94	-3.71	-23.02	49.36	34.76
<b>Commodities</b>						
CRB Index	539.50	-0.83	-0.60	-1.57	-2.25	5.72
Gold (US\$/oz)	2333.70	0.53	0.76	0.00	21.47	13.14
Gross Refining Margin (US\$/bbl)	3.71	-4.87	4.80	24.50	-9.51	-41.02
Dubai Crude (US\$/bbl)	82.42	-0.18	0.33	1.68	10.07	6.58
NYMEX Crude (US\$/bbl)	81.63	1.11	1.62	5.03	18.03	68.52
Baltic Dry Index (pts)	1973.00	-1.20	1.28	9.79	59.11	-5.78

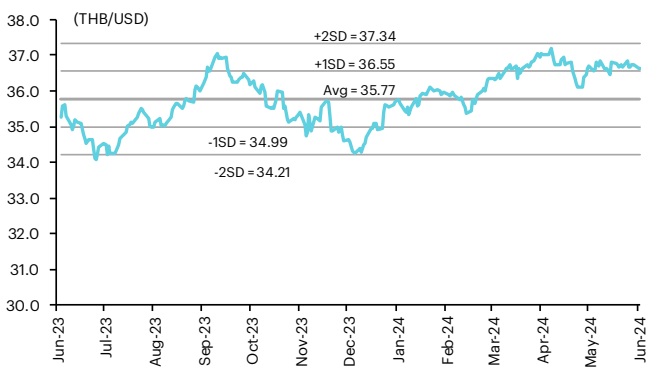
### Thai and US 10-year government bond yield



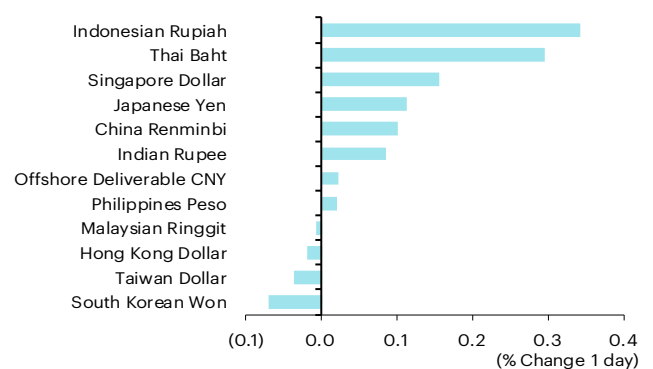
### Thai and US 10-year government bond spread



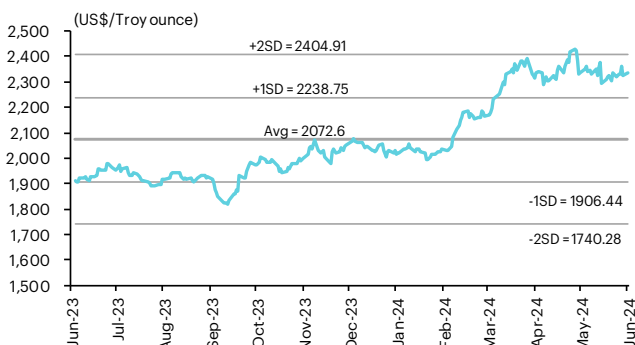
### THB/USD exchange rate



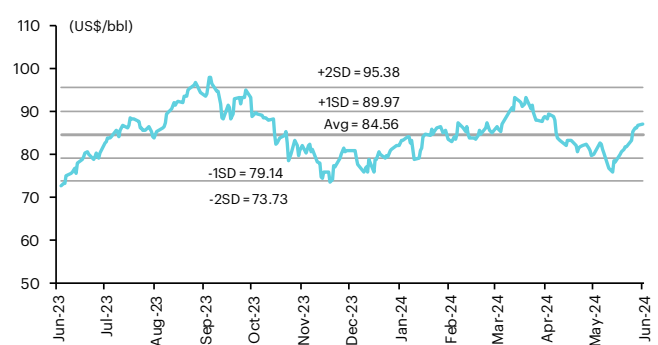
### Regional foreign exchange rate spot return



### Gold



### Brent crude



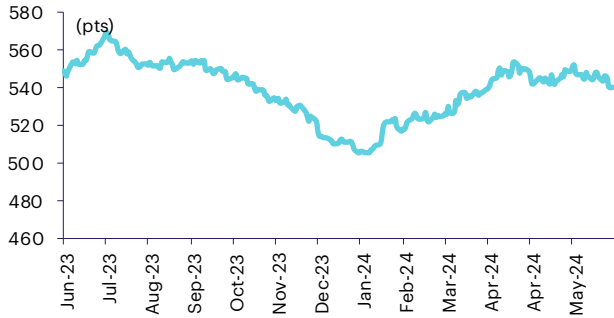
## Commodities daily price update

	As of 24-Jun-24	-1W %	Avg. Price QTD in 1Q24	% QoQ	% YoY	Avg. Price in '23	% YoY	Avg. Price in '24	% YoY	Update
<b>CRB Index</b>	<b>539.50</b>	(1.0)	532.88	0.2	(3.4)	546.31	(7.81)	532.88	(2.5)	Daily
<b>Energy Prices</b>										
Crude Oil - Dubai (US\$/bbl)	<b>84.01</b>	1.8	83.27	(0.7)	4.7	81.93	(15.62)	83.27	1.6	Daily
Brent Crude (US\$/bbl)	<b>87.11</b>	6.5	83.86	(0.4)	3.3	82.60	(18.40)	83.86	1.5	Daily
West Texas Int. Cushing (US\$/bbl)	<b>82.84</b>	5.6	78.81	0.5	(2.9)	77.59	(17.93)	78.81	1.6	Daily
Crude Oil - Asia-Pacific Tapis Oil Spot (US\$/bbl)	<b>86.61</b>	2.2	87.62	(1.7)	7.9	86.52	(19.56)	87.62	1.3	Daily
Natural Gas Henry Hub (US\$/mmBTU)	<b>2.81</b>	(2.6)	2.55	(17.8)	(28.9)	3.34	(17.74)	2.55	(23.7)	Daily
Coal Price NEX (US\$/MT)	<b>135.23</b>	2.8	133.00	(2.5)	(49.9)	178.13	(51.19)	133.00	(25.3)	Friday
<b>Oil Product Prices and Gross Refinery Margin</b>										
Gas Oil 500 ppm Sulfur Singapore (US\$/bbl)	<b>97.58</b>	2.3	99.30	(5.2)	(6.1)	103.11	(21.20)	99.30	(3.7)	Daily
Gas Oil - Dubai (US\$/bbl)	<b>13.57</b>	5.5	16.03	(23.0)	(38.8)	21.18	(37.25)	16.03	(24.3)	Daily
Gasoline, 92 RON Spot (US\$/bbl)	<b>97.58</b>	12.6	99.30	(5.2)	(6.1)	103.11	(21.20)	99.30	(3.7)	Daily
Gasoline - Dubai (US\$/bbl)	<b>13.57</b>	231.5	16.03	(23.0)	(38.8)	21.18	(37.25)	16.03	(24.3)	Daily
Fuel Oil 180 Singapore Spot (US\$/bbl)	<b>78.98</b>	3.2	74.00	(29.3)	18.1	70.05	(12.98)	74.00	5.6	Daily
Fuel Oil - Dubai (US\$/bbl)	<b>(5.03)</b>	(16.6)	(9.27)	(28.1)	(45.0)	-11.88	(28.43)	(9.27)	(22.0)	Daily
Jet Kerosene - Spot Price (US\$/bbl)	<b>99.14</b>	1.1	100.58	(6.8)	(6.3)	105.01	(16.72)	100.58	(4.2)	Daily
Jet Kerosene - Dubai (US\$/bbl)	<b>15.13</b>	(2.6)	17.31	(28.0)	(37.9)	23.08	(20.38)	17.31	(25.0)	Daily
SG Refinery Margin (US\$/bbl)	<b>3.71</b>	4.8	5.47	(42.7)	(33.7)	6.86	95.65	5.43	-20.867	Daily
<b>Olefins Product Prices and Spread</b>										
Ethylene, FOB Japan Spot (US\$/MT)	<b>815</b>	1.2	871	(3.4)	1.3	835	(16.61)	871	4.3	Tuesday
Ethylene Spread (US\$/MT)	<b>116</b>	(11.5)	185	318.5	2.8	181	(33.22)	185	2.4	Daily
Propylene, FOB Japan Spot (US\$/MT)	<b>825</b>	0.0	827	0.3	(10.4)	848	(14.27)	827	(2.6)	Tuesday
Propylene Spread (US\$/MT)	<b>126</b>	(16.6)	141	(14.9)	(42.1)	195	(24.99)	141	(27.5)	Daily
Naphtha - Singapore Spot FOB (US\$/MT)	<b>699</b>	3.7	685	4.2	0.9	654	(10.45)	685	4.9	Daily
<b>Polyolefins Prices and Spread</b>										
Polye HDPE SE Asia (US\$/MT)	<b>1,040</b>	0.0	1,028	12.1	(4.0)	1,033	(12.49)	1,028	(0.5)	Tuesday
HDPE-Naphtha Spread (US\$/MT)	<b>341</b>	(6.9)	342	224.3	(12.6)	379	(15.80)	342	(9.7)	Daily
Polye LDPE-Film, CFR SE Asia Spot (US\$/MT)	<b>1,280</b>	3.2	1,126	10.2	(2.0)	1,053	(26.77)	1,126	7.0	Tuesday
LDPE-Naphtha Spread (US\$/MT)	<b>581</b>	2.6	441	174.7	(6.3)	399	(43.59)	441	10.4	Daily
PP Film, Spot South East Asia (US\$/MT)	<b>1,030</b>	0.0	1,001	4.3	(6.3)	999	(14.92)	1,001	0.3	Tuesday
PP Spread (US\$/MT)	<b>331</b>	(7.1)	316	4.5	(19.0)	345	(22.28)	316	(8.4)	Daily
<b>MEG Prices and Spread</b>										
MEG, CFR South East Asia (US\$/MT)	<b>535</b>	0.0	540	9.8	2.8	500	(14.40)	540	7.9	Tuesday
MEG Spread (US\$/MT)	<b>30</b>	(17.3)	0	(99.8)	(99.0)	-17	(52.64)	0	n.m.	Tuesday
<b>Aromatics Product Prices and Spread</b>										
Paraxylene, FOB USG Spot (US\$/MT)	<b>1,105</b>	(0.5)	1,102	(63.4)	0.3	1,103	(12.51)	1,102	(0.1)	Tuesday
Paraxylene Spread (US\$/MT)	<b>395</b>	(4.2)	399	4.9	(6.6)	411	(7.19)	399	(2.9)	Tuesday
Paraxylene - 92 RON Spread (US\$/MT)	<b>273</b>	(26.5)	255	30.7	29.2	224	54.61	255	14.1	Daily
Toluene, FOB Korea Spot (US\$/MT)	<b>910</b>	(2.2)	903	4.3	3.1	892	(7.35)	903	1.2	Tuesday
Benzene, CFR Japan Spot (US\$/MT)	<b>1,030</b>	(4.6)	1,045	13.4	10.2	918	(13.13)	1,045	13.9	Tuesday
Benzene Spread (US\$/MT)	<b>383</b>	(16.0)	430	28.6	27.4	340	(8.97)	430	26.5	Daily
Benzene - 92 RON Spread (US\$/MT)	<b>198</b>	(42.0)	198	590.6	325.4	38	(164.71)	198	416.1	Daily
Condensate (US\$/MT)	<b>710</b>	1.7	704	(0.7)	4.6	692	(15.39)	704	1.6	Daily
<b>PTA Prices and Spread</b>										
PTA, CFR South East Asia (US\$/MT)	<b>810</b>	0.6	791	1.7	(1.5)	802	(9.43)	791	(1.3)	Tuesday
PTA Spread (US\$/MT)	<b>70</b>	13.6	53	7.6	(20.6)	62	55.13	53	(15.5)	Tuesday
<b>PVC Prices and Spread</b>										
PVC, CFR South East Asia (US\$/MT)	<b>850</b>	2.4	795	0.2	(11.6)	844	(26.72)	795	(27.8)	Tuesday
Ethylene Spread (US\$/MT)	<b>734</b>	5.0	609	2.4	(15.2)	663	(24.72)	609	(8.1)	Tuesday
Ethylene Dichloride CFR Far East Asia (US\$/MT)	<b>275</b>	0.0	321	9.7	10.7	293	(45.94)	321	9.5	Tuesday
<b>Metal</b>										
Gold (US\$/Troy Ounce)	<b>2,335</b>	0.1	2,202	11.3	16.5	1,943	7.82	2,202	13.3	Daily
LME Copper 3 Month Rolling Forward (US\$/MT)	<b>9,680</b>	(0.9)	9,199	11.4	2.7	8,526	(3.17)	9,199	7.9	Daily
Silver Future (US\$/Troy Ounce)	<b>30</b>	(0.1)	27	9.6	#DIV/0!	25	n.a.	27	8.1	Daily
China Composite Steel Prices (CNY/MT)	<b>3,947</b>	(1.4)	4,133	(1.9)	(8.1)	4,259	(10.71)	4,133	(3.0)	Daily
<b>Agriculture Prices</b>										
Malaysian Crude Palm Oil Spot Price(MYR/MT)	<b>3,890</b>	(1.5)	4,024	9.4	0.3	3,834	(25.34)	4,024	5.0	Daily
SGX Ribbed Smoked Sheet 3 (RSS3) Futures (US\$/KG.)	<b>220</b>	(7.6)	222	33.4	37.7	159	(13.70)	222	40.0	Daily
Sugar #11 (US\$/LB)	<b>20</b>	1.4	21	(11.3)	19.9	21	27.43	21	(2.0)	Daily
<b>Freight Rate</b>										
Baltic Freight Index: BDIY	<b>1,973</b>	1.3	1,833	(10.1)	80.0	1,394	(27.83)	1,833	31.5	Daily
Baltic Supramax Index: BSI58	<b>1,398</b>	4.7	1,270	(1.8)	37.0	1,030	(48.65)	1,270	23.3	Daily

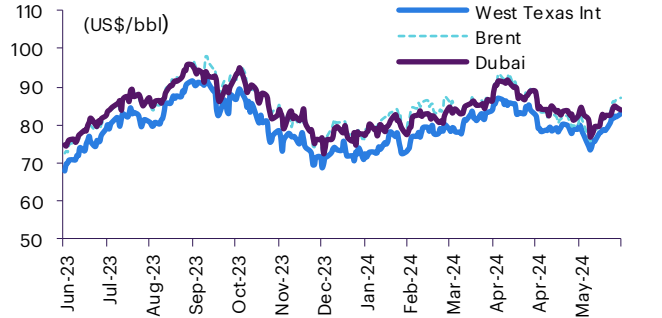
Source: Bloomberg Financial L.P., TQ Professional, BANPU, BOT, InnovestX Research

# Commodities daily chart update

## CRB US Spot All Commodities Price Index



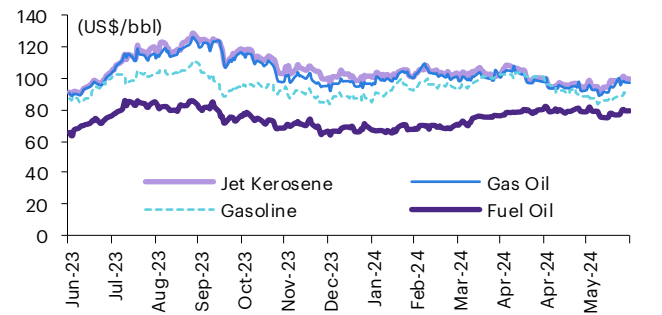
## Crude prices



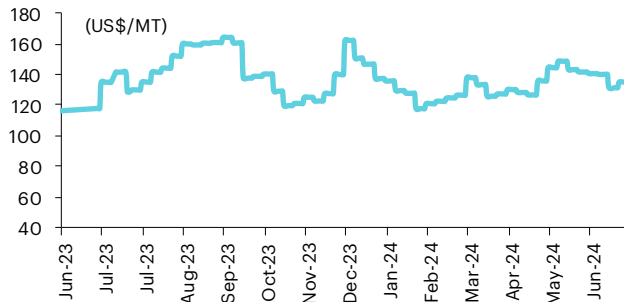
## SG Dubai Hydrocracking Refinery Margin



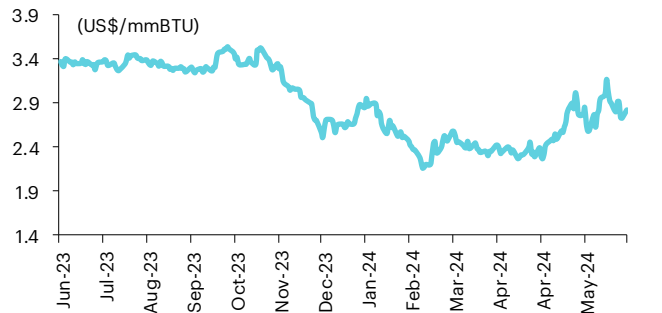
## Oil product prices



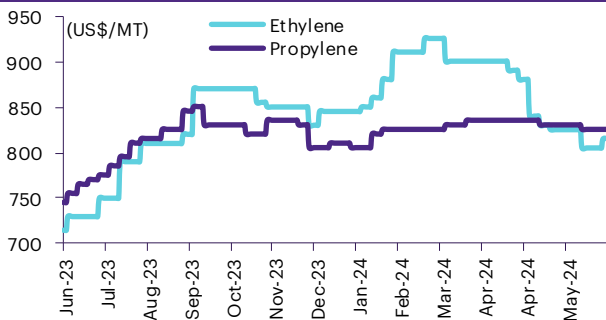
## Coal price (NEX)



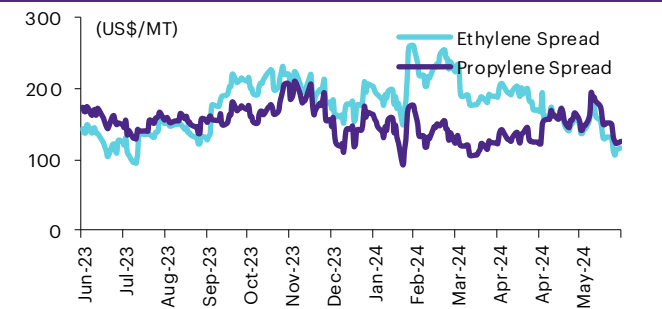
## Natural gas prices (Henry hub)



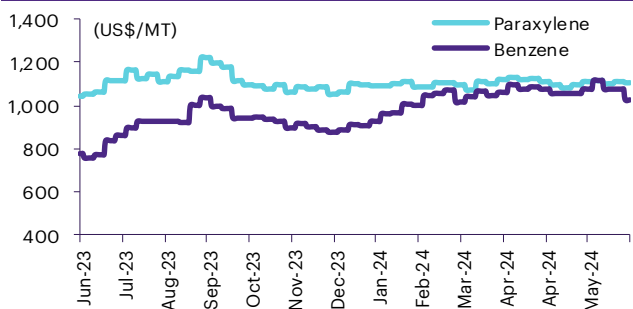
## Olefins prices



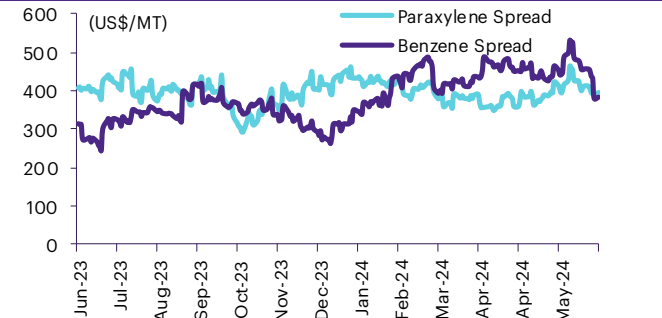
## Olefins spreads



## Aromatics prices

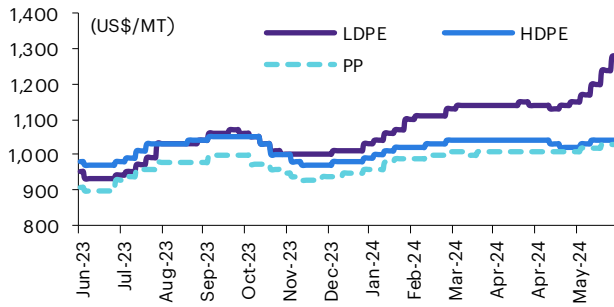


## Aromatics spreads

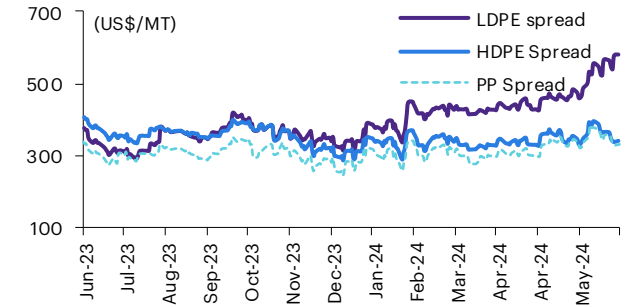


## Commodities daily chart update

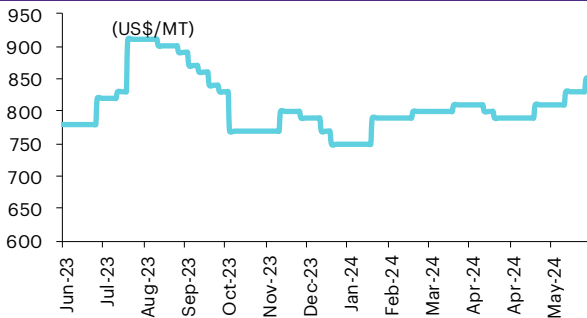
### Polyolefins prices



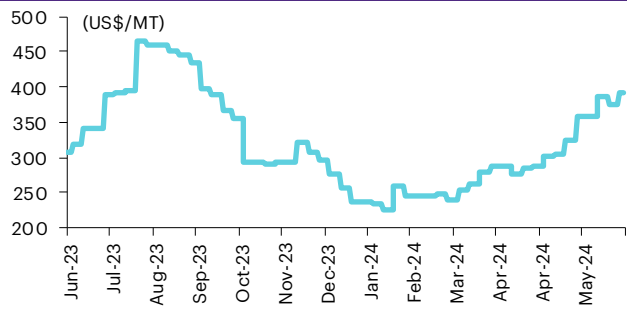
### Polyolefins-Naphtha spreads



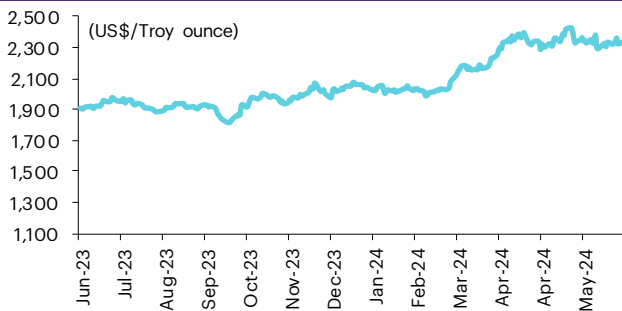
### PVC price



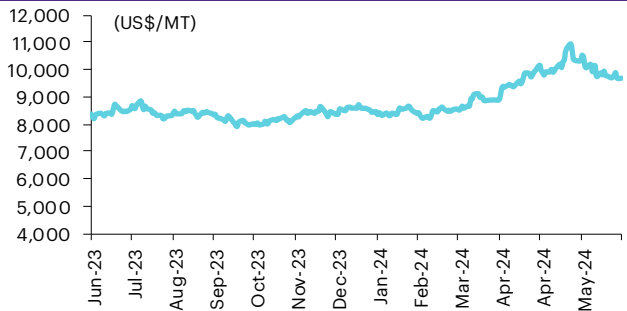
### PVC spread



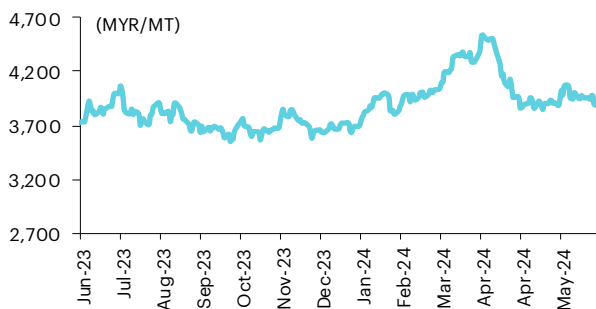
### Gold price



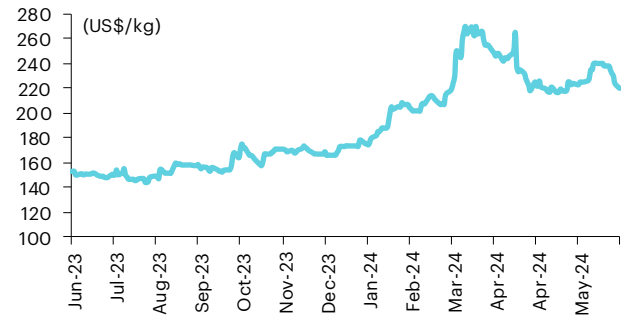
### LME copper price



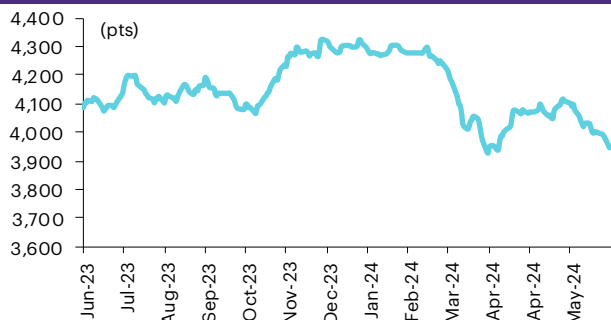
### Malaysian crude palm oil price



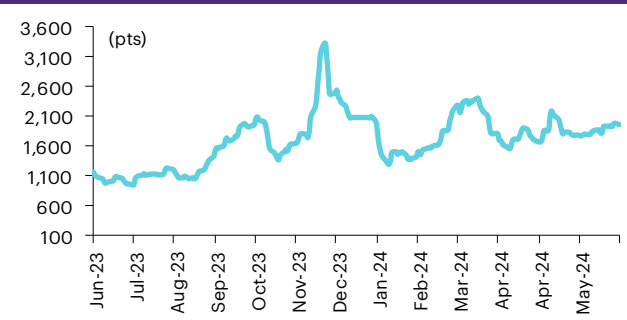
### Rubber price (RSS3) futures



### Steel price index



### Baltic freight index



Source: Bloomberg Financial L.P., TQ Professional, BANPU, BOT, InnovestX Research

## Short sales

	Volume (Shares)	Turnover (Bt)	Average price (Bt)	Last price 24-June-24	Gap between last close and short	Short sale volume comparing with main board
TPIPL-R	913,200	1,214,377	1.33	1.33	(0.01)	29.54
SCGP-R	1,819,300	61,346,675	33.72	34.00	(0.82)	28.92
KTB	3,926,000	67,137,680	17.10	17.20	(0.58)	24.85
IVL	2,498,100	50,625,410	20.27	20.30	(0.17)	20.46
TISCO	216,500	20,784,000	96.00	96.25	(0.26)	19.34
MC	184,900	1,996,920	10.80	10.90	(0.92)	19.31
MTC-R	1,007,400	44,489,000	44.16	44.25	(0.20)	18.76
CK-R	183,900	3,844,420	20.90	21.00	(0.45)	17.57
CKP-R	171,900	653,220	3.80	3.84	(1.04)	17.26
BCH-R	1,687,300	29,662,430	17.58	17.50	0.46	17.13
TTW-R	334,600	2,981,985	8.91	8.95	(0.42)	17.05
IVL-R	2,081,400	42,149,330	20.25	20.30	(0.24)	17.05
TTW	318,800	2,840,720	8.91	8.95	(0.44)	16.24
KCE-R	1,287,600	55,321,425	42.96	43.25	(0.66)	16.12
EPG	378,300	2,004,145	5.30	5.30	(0.04)	15.65
EGATIF	21,700	130,535	6.02	6.00	0.26	14.82
TIDLOR-R	628,200	11,695,390	18.62	18.70	(0.44)	14.23
BANPU	6,993,600	34,857,650	4.98	5.00	(0.32)	14.15
THG-R	46,600	1,611,500	34.58	34.75	(0.48)	13.66
MINT-R	1,758,200	54,023,525	30.73	30.75	(0.08)	13.60
CPAXT-R	880,100	25,028,375	28.44	28.50	(0.22)	13.60
DELTA-R	2,021,000	172,163,650	85.19	86.00	(0.94)	13.50
BCH	1,319,600	23,160,870	17.55	17.50	0.29	13.40
CV	987,200	296,160	0.30	0.30	0.00	13.36
BANPU-R	6,605,700	32,930,996	4.99	5.00	(0.30)	13.36
TPIPP-R	145,400	474,004	3.26	3.28	(0.61)	13.24
BTS-R	16,945,000	79,282,560	4.68	4.76	(1.71)	12.77
OSP-R	1,573,800	36,246,000	23.03	23.30	(1.16)	12.67
EGCO	74,500	7,737,400	103.86	105.00	(1.09)	12.47
STA-R	4,000,900	87,806,010	21.95	22.30	(1.58)	12.31
MINT	1,576,500	48,444,725	30.73	30.75	(0.07)	12.20
CRC-R	1,543,100	46,827,700	30.35	30.50	(0.50)	12.19
BAM	298,400	2,307,835	7.73	7.80	(0.85)	12.18
TIPH	35,700	963,900	27.00	27.25	(0.92)	11.99
TIPH-R	35,400	952,450	26.91	27.25	(1.26)	11.89
BBL	604,700	79,462,450	131.41	132.00	(0.45)	11.46
TCAP	136,000	6,189,325	45.51	45.50	0.02	11.05
COM7-R	693,400	11,922,440	17.19	17.40	(1.18)	10.99
TRUE	6,123,500	51,720,215	8.45	8.45	(0.05)	10.99
BEC	105,500	411,450	3.90	3.90	0.00	10.89
INTUCH-R	209,400	15,073,150	71.98	72.25	(0.37)	10.86
TOP-R	624,200	32,489,125	52.05	52.75	(1.33)	10.65
BYD-R	9,972,900	20,140,129	2.02	1.96	3.03	10.64
BEM	3,098,900	24,092,225	7.77	7.80	(0.33)	10.44
SAWAD-R	572,800	20,139,425	35.16	35.25	(0.26)	10.34
HMPRO	2,400,600	21,530,045	8.97	9.05	(0.90)	10.28
SAWAD	565,200	19,850,675	35.12	35.25	(0.36)	10.21
TOP	597,800	31,123,225	52.06	52.75	(1.30)	10.20
CBG-R	121,000	8,038,850	66.44	66.75	(0.47)	10.18
IRPC-R	2,361,000	3,935,129	1.67	1.69	(1.38)	10.17
PTT	1,740,800	56,078,050	32.21	32.50	(0.88)	9.98
SCC	106,000	23,814,200	224.66	226.00	(0.59)	9.78
SPRC	599,700	4,861,265	8.11	8.20	(1.14)	9.73
AOT-R	7,348,800	421,566,050	57.37	58.50	(1.94)	9.49
TRUE-R	5,273,500	44,646,215	8.47	8.45	0.19	9.47
SHR	106,000	224,720	2.12	2.12	0.00	9.36
TASCO-R	103,000	1,656,840	16.09	16.00	0.54	9.17
TVO	40,700	899,550	22.10	22.20	(0.44)	9.16
AWC-R	6,319,100	22,638,546	3.58	3.60	(0.48)	9.11
STEC-R	97,800	866,005	8.85	8.95	(1.06)	9.08
GLOBAL	281,000	4,301,020	15.31	15.50	(1.25)	8.98
GULF-R	1,340,800	53,774,125	40.11	40.25	(0.36)	8.84
GPSC	685,700	28,960,150	42.23	42.00	0.56	8.84
KTC-R	437,700	18,183,400	41.54	42.25	(1.67)	8.66
NER	293,200	1,568,620	5.35	5.35	0.00	8.42
TCAP-R	103,600	4,716,625	45.53	45.50	0.06	8.42
CENTEL-R	130,400	5,208,900	39.95	40.25	(0.76)	8.41
BPP-R	20,500	262,270	12.79	13.00	(1.59)	8.25
RCL	324,100	9,333,025	28.80	28.75	0.16	8.05
WHA	11,722,500	58,328,528	4.98	5.00	(0.48)	8.05
CHG-R	2,879,400	7,665,732	2.66	2.64	0.84	8.02
LH-R	10,663,000	64,054,385	6.01	6.05	(0.71)	8.01

	Volume (Shares)	Turnover (Bt)	Average price (Bt)	Last price 24-June-24	Gap between last close and short	Short sale volume comparing with main board
SAPPE-R	39,500	3,977,550	100.70	101.50	(0.79)	7.99
BPP	19,500	248,630	12.75	13.00	(1.92)	7.85
SPALI	211,300	3,931,260	18.61	18.70	(0.51)	7.81
SPRC-R	479,100	3,898,580	8.14	8.20	(0.76)	7.77
EKH	58,700	402,915	6.86	6.85	0.20	7.73
SJWD	107,200	1,372,160	12.80	12.80	0.00	7.65
BGRIM-R	1,296,300	28,263,030	21.80	21.80	0.01	7.65
BLAND	1,424,100	783,255	0.55	0.57	(3.51)	7.62
BCPG	163,500	1,009,080	6.17	6.25	(1.25)	7.61
PTTEP-R	292,500	44,412,150	151.84	153.00	(0.76)	7.51
TTB	39,229,100	66,754,281	1.70	1.72	(1.07)	7.49
CPALL	1,743,100	96,874,675	55.58	55.75	(0.31)	7.46
PRM	587,800	4,793,405	8.15	8.30	(1.75)	7.32
MEGA-R	236,800	8,605,175	36.34	36.75	(1.12)	7.27
JMART-R	470,200	6,311,170	13.42	13.70	(2.03)	7.26
STGT-R	469,000	5,157,770	11.00	11.00	(0.02)	7.26
KKP	100,700	4,760,000	47.27	47.25	0.04	7.24
DMT	30,100	352,170	11.70	11.80	(0.85)	7.23
TOA-R	50,200	1,010,150	20.12	20.20	(0.38)	7.20
RATCH-R	98,800	2,667,600	27.00	27.25	(0.92)	7.16
CPF-R	1,554,400	35,244,320	22.67	22.80	(0.55)	7.14
AURA-R	28,100	344,180	12.25	12.20	0.40	7.10
BTG-R	175,600	3,812,070	21.71	21.80	(0.42)	7.09
KTC	357,900	14,826,925	41.43	42.25	(1.95)	7.08
STGT	457,000	5,041,020	11.03	11.00	0.28	7.07
CENDEL	109,200	4,354,125	39.87	40.25	(0.94)	7.04
RATCH	96,200	2,597,400	27.00	27.25	(0.92)	6.97
M	161,600	5,060,325	31.31	31.75	(1.37)	6.83
KBANK	403,700	50,933,850	126.17	127.00	(0.66)	6.80
GFPT-R	297,100	3,726,950	12.54	12.80	(2.00)	6.78
IRPC	1,567,200	2,616,010	1.67	1.69	(1.23)	6.75
KCE	539,000	23,121,575	42.90	43.25	(0.82)	6.75
SCB-R	329,400	35,070,550	106.47	106.50	(0.03)	6.68
EPG-R	159,600	841,340	5.27	5.30	(0.54)	6.60
SISB-R	38,800	1,449,375	37.36	37.75	(1.05)	6.53
TIDLOR	285,200	5,299,440	18.58	18.70	(0.63)	6.46
GULF	980,000	39,349,150	40.15	40.25	(0.24)	6.46
ERW-R	255,000	1,154,162	4.53	4.54	(0.31)	6.45
FORTH-R	17,800	239,030	13.43	13.60	(1.26)	6.42
SAK	60,400	322,030	5.33	5.40	(1.27)	6.39
EA-R	1,885,800	33,964,880	18.01	18.00	0.06	6.34
BEM-R	1,848,600	14,358,540	7.77	7.80	(0.42)	6.23
HANA-R	912,600	42,779,750	46.88	47.00	(0.26)	6.18
THCOM	192,300	2,148,580	11.17	11.10	0.66	6.15
BSRC-R	101,000	937,250	9.28	9.30	(0.22)	6.14
MTC	329,800	14,548,175	44.11	44.25	(0.31)	6.14
BDMS	2,809,500	73,893,525	26.30	26.50	(0.75)	6.13
ADVANC	147,400	30,788,200	208.88	207.00	0.91	6.13
HUMAN	31,500	344,400	10.93	11.10	(1.50)	5.99
PTTGC-R	736,900	22,621,100	30.70	30.75	(0.17)	5.93
XPG	4,842,800	4,946,172	1.02	1.04	(1.79)	5.92
SCC-R	64,100	14,389,700	224.49	226.00	(0.67)	5.92
ICHI-R	535,100	9,319,850	17.42	17.40	0.10	5.90
CPF	1,281,700	29,037,160	22.66	22.80	(0.64)	5.89
KGI	39,000	168,696	4.33	4.34	(0.33)	5.87
MBK-R	60,100	981,540	16.33	16.50	(1.02)	5.85
AAV-R	609,200	1,249,854	2.05	2.06	(0.41)	5.75
BJC	288,100	5,909,790	20.51	20.80	(1.38)	5.69
AOT	4,378,700	252,496,125	57.66	58.50	(1.43)	5.65
AMATA	252,600	5,702,000	22.57	22.90	(1.43)	5.64
SKY	23,800	600,950	25.25	25.50	(0.98)	5.53
AWC	3,817,200	13,702,962	3.59	3.60	(0.28)	5.50
CPN	266,200	14,866,525	55.85	56.25	(0.72)	5.50
BTG	136,000	2,942,300	21.63	21.80	(0.76)	5.49
MBK	56,400	924,210	16.39	16.50	(0.69)	5.49
AEONTS-R	12,100	1,575,050	130.17	130.50	(0.25)	5.46
THANI-R	439,200	963,742	2.19	2.24	(2.04)	5.45
RS	15,700	193,150	12.30	12.40	(0.79)	5.38
CPALL-R	1,226,800	68,108,525	55.52	55.75	(0.42)	5.25
TKN	177,800	1,726,000	9.71	9.80	(0.94)	5.22
BLA-R	81,900	1,582,900	19.33	19.60	(1.39)	5.22
RCL-R	209,400	6,041,450	28.85	28.75	0.35	5.20

Source: SET, InnovestX Research

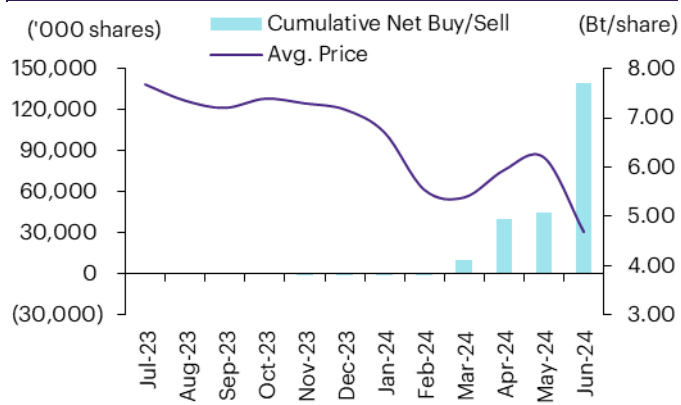
## Director trade

### 1. Director trade as reported on June 24, 2024

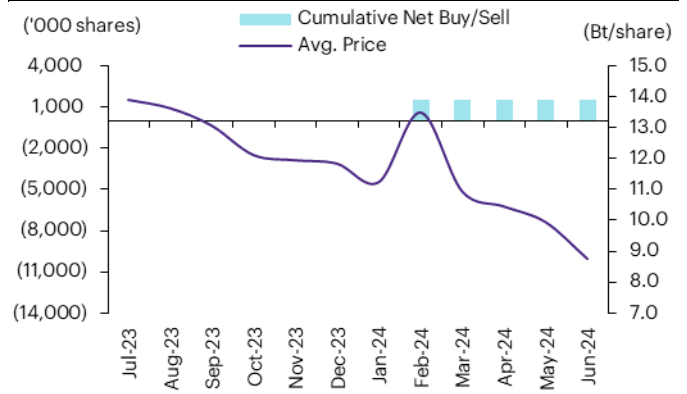
Company	Name of Director	Product	Transaction date	Amount (Shares)	Average Price (Bt)	Amount (Bt)	Buy/Sell
BTS	Mrs. PICHITRA MAHAPHON	Common Share	21-06-24	100,000	4.50	450,000	Purchase
CAZ	Mr. Wang youp Jhee	Common Share	21-06-24	44,100	2.94	129,654	Sale
CH	Mr. PRAVIT SRISENGNAM	Common Share	21-06-24	100,000	2.49	249,000	Purchase
DEXON	Mr. Martin Stuvik	NVDR : underlying securities ordinary SHARE	21-06-24	10,200	1.95	19,890	Purchase
EKH	Mr. AMNUAY OERAREEMITR	Common Share	21-06-24	3,000,000	6.80	20,400,000	Sale
EKH	Mr. SUTHIPONG TANGSAJJAPOJ	Common Share	21-06-24	20,000	6.90	138,000	Purchase
EKH	Mrs. ORASA TANGSAJJAPOJ	Common Share	21-06-24	3,000,000	6.80	20,400,000	Purchase
EP	Mr. YUTH CHINSUPAKUL	Common Share	21-06-24	243,900	2.69	656,091	Purchase
EP	Mr. YUTH CHINSUPAKUL	Common Share	21-06-24	700	2.65	1,855	Purchase
HMPRO	Mr. TANAWAT KLANGSOONTORNRRANGSI	Common Share	21-06-24	30,000	8.75	262,500	Purchase
JR	Mr. JARUN WIWATJESADAWUT	Common Share	21-06-24	18,600	4.16	77,376	Purchase
JR	Mr. TEERANONT WIWATJESADAWUT	Common Share	21-06-24	12,300	4.16	51,168	Purchase
JR	Mr. TEERANONT WIWATJESADAWUT	Common Share	21-06-24	2,000	4.17	8,340	Purchase
KUN	Mr. KHUNA DHEVA-AKSORN	Common Share	05-06-24	11,000	1.56	17,160	Purchase
KUN	Mr. KHUNA DHEVA-AKSORN	Common Share	10-06-24	1,400	1.58	2,212	Purchase
KUN	Mr. KHUNA DHEVA-AKSORN	Common Share	11-06-24	99,600	1.47	146,412	Purchase
KUN	Mr. KHUNA DHEVA-AKSORN	Common Share	12-06-24	11,300	1.50	16,950	Purchase
KUN	Mr. KHUNA DHEVA-AKSORN	Common Share	13-06-24	30,000	1.46	43,800	Purchase
KUN	Mr. KHUNA DHEVA-AKSORN	Common Share	14-06-24	40,000	1.48	59,200	Purchase
KUN	Mr. KHUNA DHEVA-AKSORN	Common Share	17-06-24	1,700	1.46	2,482	Purchase
KUN	Mr. KHUNA DHEVA-AKSORN	Common Share	18-06-24	1,000	1.45	1,450	Purchase
KUN	Mr. KHUNA DHEVA-AKSORN	Common Share	19-06-24	18,500	1.42	26,270	Purchase
KUN	Mr. KHUNA DHEVA-AKSORN	Common Share	20-06-24	42,000	1.40	58,800	Purchase
KUN	Mr. KHUNA DHEVA-AKSORN	Common Share	21-06-24	6,500	1.43	9,295	Purchase
KUN	Mrs. PRAWEERAT DHEVA-AKSORN	Common Share	05-06-24	11,000	1.56	17,160	Purchase
KUN	Mrs. PRAWEERAT DHEVA-AKSORN	Common Share	10-06-24	1,400	1.58	2,212	Purchase
KUN	Mrs. PRAWEERAT DHEVA-AKSORN	Common Share	11-06-24	99,600	1.47	146,412	Purchase
KUN	Mrs. PRAWEERAT DHEVA-AKSORN	Common Share	12-06-24	11,300	1.50	16,950	Purchase
KUN	Mrs. PRAWEERAT DHEVA-AKSORN	Common Share	13-06-24	30,000	1.46	43,800	Purchase
KUN	Mrs. PRAWEERAT DHEVA-AKSORN	Common Share	14-06-24	40,000	1.48	59,200	Purchase
KUN	Mrs. PRAWEERAT DHEVA-AKSORN	Common Share	17-06-24	1,700	1.46	2,482	Purchase
KUN	Mrs. PRAWEERAT DHEVA-AKSORN	Common Share	18-06-24	1,000	1.45	1,450	Purchase
KUN	Mrs. PRAWEERAT DHEVA-AKSORN	Common Share	19-06-24	18,500	1.42	26,270	Purchase
KUN	Mrs. PRAWEERAT DHEVA-AKSORN	Common Share	20-06-24	42,000	1.40	58,800	Purchase
KUN	Mrs. PRAWEERAT DHEVA-AKSORN	Common Share	21-06-24	6,500	1.43	9,295	Purchase
LEO	Mr. APICHART LEEISSARANUKUL	Common Share	19-06-24	22,000	3.86	84,920	Purchase
LEO	Mr. APICHART LEEISSARANUKUL	Common Share	20-06-24	71,300	3.99	284,487	Purchase
MASTER	Mr. RAWEEWAT MASCHAMADOL	Common Share	21-06-24	7,676,572	59.25	454,836,891	Sale
MASTER	Mr. RAWEEWAT MASCHAMADOL	Common Share	21-06-24	12,000,000	59.25	711,000,000	Sale
MBAX	Mr. SONGKIAT VICHAYAVETANG	Common Share	21-06-24	2,000	2.90	5,800	Purchase
MENA	Mrs. SUWANNA KAJONWUTTIDET	Common Share	20-06-24	65,000	1.10	71,500	Purchase
MENA	Mrs. SUWANNA KAJONWUTTIDET	Common Share	21-06-24	25,000	1.10	27,500	Purchase
MJD	Mr. SURIYA POOLVORALAKS	Common Share	21-06-24	20,000	1.14	22,800	Purchase
PANEL	Mrs. Julia W petpaisit	Common Share	19-06-24	169,400	1.59	269,346	Purchase
PCC	Mr. KITTI SUMRIT	Common Share	21-06-24	16,200	2.80	45,360	Purchase
PG	Mrs. KITYAPORN CHAITHAVORNATHIEN	Common Share	21-06-24	53,000	9.05	479,650	Purchase
PLT	Mr. VARAWIT CHIMTAWAN	Common Share	21-06-24	25,300	0.71	17,963	Purchase
SISB	Mrs. NARISA LERTNAMWONGWAN	Common Share	24-06-24	3,000	37.25	111,750	Sale
SKN	Mrs. KITIYA NIEBLER	Common Share	21-06-24	25,000	5.20	130,000	Purchase
SKN	Mrs. KITIYA NIEBLER	Common Share	21-06-24	25,000	5.25	131,250	Purchase
SKR	Mr. SURIYAN KOJANROJ	Common Share	21-06-24	10,000	10.10	101,000	Purchase
SO	Mr. CHINNAPAT JADCHAROEN	Common Share	21-06-24	500	6.10	3,050	Sale
SORKON	Mrs. NIRAMOL RUJIRASOPON	Common Share	20-06-24	9,900	4.48	44,352	Purchase
SPREME	Miss NONGRAK MUKDAR	Common Share	19-06-24	3,000	1.34	4,020	Purchase
SPREME	Miss NONGRAK MUKDAR	Common Share	21-06-24	5,000	1.42	7,100	Purchase
STC	Mr. SURASIT CHAITRAKULTHONG	Common Share	20-06-24	10,300	0.57	5,871	Purchase
STC	Mr. SURASIT CHAITRAKULTHONG	Common Share	21-06-24	12,000	0.58	6,960	Sale
TIGER	Mr. JOMPOL NUNAK	Common Share	21-06-24	13,800	0.72	9,936	Purchase
TKC	Mr. SAYAM TIEWTRANON	Common Share	20-06-24	110,000	11.90	1,309,000	Purchase
TMILL	Mr. PRAPAS CHUTIMAVORAPHAND	Common Share	21-06-24	381,900	3.90	1,489,410	Purchase
TNR	Mr. PATHOMPONG CHUPAYAK	Common Share	20-06-24	4,000	10.50	42,000	Purchase
TNR	Mr. PATHOMPONG CHUPAYAK	Common Share	21-06-24	5,000	10.60	53,000	Purchase
TOG	Mr. TORN PRACHARKTAM	Common Share	21-06-24	16,700	9.95	166,165	Purchase
TPS	Miss NUNTHARAT THAMMANUCHSORN	Common Share	19-06-24	10,000	3.54	35,400	Purchase
TSTE	Mr. PRAPAS CHUTIMAVORAPHAND	Common Share	21-06-24	11,700	15.39	180,063	Purchase
WHABT	Miss CHUTHAMAS ADULYARATTANAPAN	Units	24-06-24	200	7.20	1,440	Sale
WHART	Miss CHUTHAMAS ADULYARATTANAPAN	Units	24-06-24	100	7.95	795	Purchase
YONG	Mr. WITAWAT RUNGRUANGPHON	Common Share	21-06-24	19,800	1.62	32,076	Purchase
					Total	Purchase	28,133,046
						Sale	1,186,489,745
						Net	(1,158,356,699)

## 2. 12-month cumulative net buy/sell for InnovestX-covered stocks with activity as of last close

### BTS



### HMPRO



## Corporate calendar

Mon 24	Tue 25	June Wed 26	Thu 27	Fri 28
<b>PD</b> TIPH Bt1.1 WHAIR Bt0.1372 <b>Last trading day</b> PJW-W1 <b>Share listing</b> MIDA 2,545 Shares	<b>XE</b> PJW-W1 1:1.05 @Bt2.857 <b>PD</b> HK13 Bt0.0334678 <b>Last trading day</b> ECL-W4 <b>Decreased capital</b> POPF CPNCG <b>Share listing</b> ML 456 Shares	<b>XD</b> NDR Bt0.05 <b>XE</b> ECL-W4 1:1 @Bt2 <b>PD</b> TENCENT80 Bt0.14988	<b>XD</b> 3K-BAT Bt0.25 HKCE01 Bt-	<b>PD</b> ABFTH Bt13 SBUX80X Bt0.00775 <b>Market change</b> AKR (SET/ Industrial Materials & Machinery) FTE (SET/ Industrial Materials & Machinery) JR (SET/ Construction Services) PCC (SET/ Industrial Materials & Machinery) QTC (SET/ Industrial Materials & Machinery) ROCTEC (SET/ Information & Communication ) SCI (SET/ Industrial Materials & Machinery) HARN (mai/ Industrials) PHOL (mai/ Industrials) TRT (mai/ Industrials)

Mon 1	Tue 2	July Wed 3	Thu 4	Fri 5
<b>XE</b> PPM-W2 1:1 @Bt6		<b>XE</b> LEO-W1 1:1 @Bt22		
<b>XE</b> PPPM-W4 1:0.25 @Bt3.98		<b>PD</b> MSFT80X Bt0.01016 NETEASE80 Bt0.03315	<b>XD</b> STANLY Bt20	<b>PD</b> GOOG80X Bt0.00246 NDR Bt0.05
		<b>PD</b> AEONTS Bt2.95	<b>XW</b> ECF 2:1	
<b>Substitution for Asarnha Bucha Day (Saturday 20th July 2024)</b>		<b>PD</b> META80X Bt-	<b>XD</b> BLAND Bt0.01	<b>PD</b> BKNG80X Bt- NVDA80X Bt- STANLY Bt20
<b>Substitution for H.M. King Maha Vajiralongkorn Phra Vajiraklaochaoyuhua's Birthday (Sunday 28th July 2024)</b>	<b>XD</b> TMW Bt4.15 <b>PD</b> BABA80 Bt-			

XD - Cash Dividend  
 XD(ST) - Stock Dividend

PD - Payment Date  
 XR - Rights for Common

XW - Rights for Warrant  
 XT - Rights for Transferable Subscription Right  
 CW - Capital write-down

XE - Warrant Exercise

SP - Suspension

#### Disclaimer

The information in this report has been obtained from sources believed to be reliable. However, its accuracy or completeness is not guaranteed. Any opinions expressed herein reflect our judgment at this date and are subject to change without notice. This report is for information only. It is not to be construed as an offer, or solicitation of an offer to sell or buy any securities. We accept no liability for any loss arising from the use of this document. We or our associates may have an interest in the companies mentioned therein.

InnoVestX Securities Company Limited (“INVX”) is wholly owned by SCB X Public Company Limited (“SCBX”) and The Siam Commercial Bank Public Company Limited (“SCB”) is majority-owned by SCBX. Any information related to SCB is for sector comparison purpose.

This document is prepared by InnoVestX Securities Company Limited (“INVX”) which is wholly owned by SCB X Public Company Limited (“SCBX”). The Siam Commercial Bank Public Company Limited, which is majority-owned by SCBX, acts as financial advisor of the LH Hotel Leasehold Real Estate Investment Trust. Any opinions, news, research, analyses, prices, statements, forecasts, projections and/or other information contained in this document (the “Information”) is provided as general information purposes only and shall not be construed as individualized recommendation of an offer to buy or sell or the solicitation of an offer to buy or sell any securities. INVX and/or its directors, officers and employees shall not be liable for any direct, indirect, incidental, special or consequential loss or damage, resulting from the use of or reliance on the Information, including without limitation to, damages for loss of profits. The investors shall use the Information in association with other information and opinion, including their own judgment in making investment decision. The Information is obtained from sources believed to be reliable, and INVX cannot guarantee the accuracy, completeness and/or correctness of the Information.

INVX reserves the right to modify the Information from time to time without notice and in its sole discretion. This document is delivered to intended recipient(s) only and is not permitted to reproduce, retransmit, disseminate, sell, distribute, republish, circulate or commercially exploit the Information in any manner without the prior written consent of INVX.

Futures and Options trading carry a high level of risk with the potential for substantial losses, and are not suitable for all persons. Before deciding to trade Futures and Options, you should carefully consider your financial position, investment objectives, level of experience, and risk appetite if Futures and Options trading are appropriate. The possibility exists that you could sustain a loss of some or all of your initial investment. You should be aware of all the risks associated with Futures and Options trading, and you are advised to rely on your own judgment while making investment decision and/or should seek advice from professional investment advisor if you have any doubts.

This document is delivered to intended recipient(s) only and is not permitted to reproduce, retransmit, disseminate, sell, distribute, republish, circulate or commercially exploit the Information in any manner without the prior written consent of INVX.

© Copyright 2022 InnoVestX Securities Co., Ltd. All right reserved.

**CG Rating 2023 Companies with CG Rating**

**Companies with Excellent CG Scoring**

7UP, AAV, ABM, ACE, ACG, ADB, ADD, ADVANC, AEONTS, AF, AGE, AH, AHC, AIRA, AIT, AJ, AKP, AKR, ALL, ALLA, ALT, AMA, AMARIN, AMATA, AMATAV, ANAN, AOT, AP, APCO, APCS, ARIP, ARROW, ASEFA, ASK, ASP, ASW, ATP30, AUCTION, AWC, AYUD, B, BA, BAFS, BAM, BANPU, BAY, BBGI, BBIK, BBL, BC, BCH, BCP, BCPG, BDMS, BEC, BEM, BEYOND, BGC, BGRIM, BH, BIZ, BJC, BJCHI, BKL, BLA, BOL, BPP, BRI, BROOK, BRR, BTS, BTW, BWG, BYD, CBG, CENTEL, CFRESH, CHASE, CHEWA, CHG, CHOW, CIMBT, CIVIL, CK, CKP, CM, CNT, COLOR, COM7, COTTO, CPALL, CPAXT, CPF, CPI, CPL, CPN, CPW, CRC, CRD, CSC, CSS, CV, DCC, DDD, DELTA, DEMCO, DMT, DOHOME, DRT, DUSIT, EA, EASTW, ECF, ECL, EE, EGCO, EPG, ERW, ETC, ETE, FE, FLOYD, FN, FPI, FPT, FSX, FVC, GBX, GC, GCAP, GENCO, GFPT, GGC, GLAND, GLOBAL, GPSC, GRAMMY, GULF, GUNKUL, HANA, HARN, HENG, HMPRO, HPT, HTC, ICC, ICHI, ICN, III, ILINK, IMH, IND, INET, INTUCH, IP, IRC, IRPC, ITC, ITEL, IVL, JAS, JKS, KBANK, KCC, KCE, KEX, KKP, KSL, KTB, KTC, KTMS, KUMWEL, KUN, LALIN, LANNA, LH, LHFG, LIT, LOXLEY, LPN, LRH, LST, M, MAJOR, MALEE, MATCH, MBK, MC, M-CHAI, MCOT, MEGA, MFC, MFEC, MILL, MINT, MONO, MOONG, MSC, MST, MTC, MTI, NC, NCH, NCL, NDR, NER, NKI, NOBLE, NRF, NTV, NVD, NWR, NYT, OCC, OISHI<sup>1</sup>, ONEE, OR, ORI, OSP, OTO, PAP, PATO, PB, PCSGH, PDG, PDJ, PG, PHOL, PIMO, PJW, PLANB, PLAT, PLUS, PM, POLY, PORT, PPP, PPS, PR9, PRG, PRINC, PRM, PRTR, PSH, PSL, PT, PTC, PTT, PTTEP, PTTGC, Q-CON, QH, QTC, RATCH, RBF, RPH, RS, RT, S, S&J, SA, SABINA, SAK, SAMART, SAMTEL, SAPPE, SAT, SBNEXT, SC, SCB, SCC, SCCC, SCG, SCGP, SCM, SDC, SEAFCO, SEA OIL, SECURE, SELIC, SENA, SENX, SFP<sup>2</sup>, SFT, SGC, SGF, SGP, SHR, SICT, SIRI, SIS, SITHAI, SJWD, SKR, SM, SMPC, SMT, SNC, SNNP, SNP, SO, SPALI, SPC, SPCG, SPI, SPRC, SR, SSC, SSF, SSSC, STA, STC, STEC, STGT, STI, SUC, SUN, SUSCO, SUTHA, SVI, SVT, SYMC, SYNEX, SYNTEC, TACC, TAE, TCAP, TCMC, TEAMG, TEGH, TFG, TFMAMA, TGE, TGH, THANA, THANI, THCOM, THIP, THRE, THREL, TIDLOR, TIPH, TISCO, TK, TKN, TKS, TKT, TLI, TM, TMC, TMD, TMT, TNDT, TNITY, TNL, TNR, TOA, TOG, TOP, TPBI, TPCS, TPIPL, TPIPP, TPS, TQM, TQR, TRT, TRUE, TRV, TSC, TSTE, TSTH, TTA, TTB, TTCL, TTW, TURTLE, TVDH, TVH, TVO, TVT, TWPC, UAC, UBE, UBIS, UKEM, UP, UPF, UPOIC, UV, VCOM, VGI, VIBHA, VIH, VL, WACOAL, WGE, WHA, WHAUP, WICE, WINMED, WINNER, XPG, YUASA, ZEN

**Companies with Very Good CG Scoring**

2S, A5, AA1, AIE, ALUCON, AMR, APURE, ARIN, AS, ASIA, ASIAN, ASIMAR, ASN, AURA, BR, BSBM, BTG, CEN, CGH, CH, CHIC, CI, CIG, CMC, COMAN, CSP, DOD, DPAINT, DV8, EFORL, EKH, ESSO, ESTAR, EVER, FORTH, FSMART, FTI, GEL, GPI, HEALTH, HUMAN, IFS, INSET, IT, J, JCKH, JDF, JKN, JMART, JUBILE, K, KCAR, KGI, KIAT, KISS, KK, KTIS, KWC, KWM, LDC, LEO, LHK, MACO, METCO, MICRO, MK, MVP, NCAP, NOVA, NTSC, PACO, PIN, PQS, PREB, PRI, PRIME, PROEN, PROS, PROUD, PSTC, PTECH, PYLON, RCL, SALEE, SANKO, SCI, SCN, SE, SE-ED, SFLEX, SINGER, SKN, SONIC, SORKON, SPVI, SSP, SST, STANLY, STP, SUPER, SVOA, SWC, TCC, TEKA, TFM, TMILL, TNP, TPLAS, TPOLY, TRC, TRU, TRUBB, TSE, VRANDA, WAVE, WFX, WIJK, WIN, WP, XO

**Companies with Good CG Scoring**

24CS, AMANAH, AMARC, AMC, APP, ASAP, BCT, BE8, BIG, BIOTEC, BLESS, BSM, BVG, CAZ, CCET, CHARAN, CHAYO, CHOTI, CITY, CMAN, CMR, CRANE, CWT, DHOUSE, DTCENT, EASON, FNS, FTE, GIFT, GJS, GTB, GTV, GYT, HL, HTECH, HYDRO, IIG, INGRS, INSURE, IRCP, ITD, ITNS, JCK, JMT, JR, JSP, KBS, KGEN, KJL, L&E, LEE, MASTER, MBAX, MEB, MENA, META, MGT, MITSIB, MJD, MOSHI, MUD, NATION, NNCL, NPK, NSL, NV, OGC, PAF, PCC, PEACE, PICO, PK, PL, PLANET, PLE, PMTA, PPM, PRAKIT, PRAPAT, PRECHA, PRIN, PSG, RABBIT, READY, RJH, RSP, RWI, S11, SAAM, SAF, SAMCO, SAWAD, SCAP, SCP, SIAM, SKE, SKY, SMART, SMD, SMIT, SOLAR, SPA, STECH, STPI, SVR, TC, TCCC<sup>3</sup>, TEAM, TFI, TIGER, TITLE, TKC, TMI, TNH, TPA, TPAC, TRITN, UBA, UMI, UMS, UTP, VARO, VPO, W, WARRIX, WORK, WPH, YONG, ZIGA

**Corporate Governance Report**

The material contained in this publication is for general information only and is not intended as advice on any of the matters discussed herein. Readers and others should perform their own independent analysis as to the accuracy or completeness or legality of such information. The Thai Institute of Directors, its officers, the authors and editor make no representation or warranty as to the accuracy, completeness or legality of any of the information contained herein. By accepting this document, each recipient agrees that the Thai Institute of Directors Association, its officers, the authors and editor shall not have any liability for any information contained in, or for any omission from, this publication.

The survey result is as of the date appearing in the Corporate Governance Report of Thai Listed Companies. As a result, the survey result may be changed after that date. InnovestX Securities Company Limited does not conform nor certify the accuracy of such survey result.

To recognize well performers, the list of companies attaining "Good", "Very Good" and "Excellent" levels of recognition (Not including listed companies qualified in the "no announcement of the results" clause from 1 January 2022 to 31 October 2023) is publicized.

<sup>1</sup>OISHI was voluntarily delisted from the Stock Exchange of Thailand, effectively on September 6, 2023

<sup>2</sup>SFP was voluntarily delisted from the Stock Exchange of Thailand, effectively on July 19, 2023

<sup>3</sup>TCCC was voluntarily delisted from the Stock Exchange of Thailand effectively on August 25, 2023

**Anti-corruption Progress Indicator**

**Certified (ได้คุ้มครอง)**

2S, AAI, ADVANC, AE, AF, AH, AI, AIE, AIRA, AJ, AKP, AMA, AMANAH, AMATA, AMATAV, AP, APCS, AS, ASIAN, ASK, ASP, AWC, AYUD, B, BAFS, BAM, BANPU, BAY, BBGI, BBL, BCH, BCP, BCPG, BE8, BEC, BEYOND, BGC, BGRIM, BLA, BPP, BRR, BSBM, BTC, BTS, BWG, CEN, CENTEL, CFRESH, CGH, CHEWA, CHOTI, CHOW, CIG, CIMBT, CM, CMC, COM7, CPALL, CPAXT, CPF, CPI, CPL, CPN, CPW, CRC, CSC, DCC, DELTA, DEMCO, DIMET, DOHOME, DRT, DUSIT, EA, EASTW, ECF, EGCO, EP, EPG, ERW, ESTAR, ETC, ETE, FNS, FPI, FPT, FSMART, FTE, GBX, GC, GCAP, GEL, GFPT, GGC, GJS, GPI, GPSC, GSTEEL, GULF, GUNKUL, HANA, HARN, HENG, HMPRO, HTC, ICC, ICHI, IFS, III, ILINK, ILM, INET, INOX, INSURE, INTUCH, IRPC, ITEL, IVL, JAS, JKN, JR, JTS, KASET, KBANK, KBS, KCAR, KCCAMC, KCE, KGEN, KGI, KKP, KSL, KTB, KTC, L&E, LANNA, LHFG, LHK, LPN, LRH, M, MAJOR, MALEE, MATCH, MBAX, MBK, MC, MCOT, META, MFC, MFEC, MILL, MINT, MONO, MOONG, MSC, MST, MTC, MTI, NATION, NCAP, NEP, NKI, NOBLE, NRF, NWR, OCC, OGC, OR, ORI, PAP, PATO, PB, PCSGH, PDG, PJG, PHOL, PIMO, PK, PL, PLANB, PLANET, PLAT, PM, PPP, PPM, PRG, PRINC, PRM, PROS, PSH, PSL, PSTC, PT, PTECH, PTG, PTT, PTTEP, PTTGC, PYLON, Q-CON, QH, QLT, QTC, RABBIT, RATCH, RML, RS, RWI, S&J, SAAM, SABINA, SAK, SAPPE, SAT, SC, SCC, SCCC, SCG, SCGP, SCM, SCN, SEA OIL, SE-ED, SELIC, SENA, SGC, SGP, SIRI, SITHAI, SKR, SMIT, SMK, SMPC, SNC, SNP, SORKON, SPACK, SPALI, SPC, SPI, SPRC, SRICHA, SSF, SSP, SSSC, SST, STA, STGT, STOWER, SUSCO, SVI, SYMC, SYNTEC, TAE, TAKUNI, TASCOC, TCAP, TCMC, TFG, TFI, TFMAMA, TGE, TGH, THANI, THCOM, THIP, THRE, THREL, TIDLOR, TIPC, TISCO, TKS, TKT, TMD, TMILL, TMT, TNL, TNP, TNR, TOG, TOP, TOPP, TPA, TPCS, TRT, TRU, TSC, TSI, TSTE, TSTH, TTA, TTB, TTCL, TU, TVDH, TVO, TWPC, UBE, UBIS, UEC, UKEM, UOBKH, UV, VCOM, VGI, VIH, WACOAL, WHA, WHAUP, WICE, WIJK, XO, YUASA, ZEN, ZIGA

**Declared (ประกาศเจตนา)**

ACE, ADB, ALT, AMC, ASW, BLAND, BTG, BYD, CAZ, CBG, CV, DEXON, DMT, EKH, FSX, GLOBAL, GREEN, ICN, IHL, ITC, J, JMART, JMT, LEO, LH, MENA, MITSIB, MODERN, NER, NEX, OSP, PEER, PLUS, POLY, PQS, PRIME, PROEN, PRTR, RBF, RT, SA, SANKO, SCB, SENX, SFLEX, SIS, SKE, SM, SVOA, TBN, TEGH, TIPH, TKN, TPAC, TPLAS, TQM, TRUE, W, WPH, XPG

**N/A**

24CS, 3K-BAT, A, A5, AAV, ABM, ACAP, ACC, ACG, ADD, ADVICE, AEONTS, AFC, AGE, AHC, AIT, AJA, AKR, AKS, ALL, ALLA, ALPHAX, ALUCON, AMARC, AMARIN, AMR, ANAN, ANI, AOT, APCO, APEX, APO, APP, APURE, AQUA, ARIN, ARIP, ARROW, ASAP, ASEFA, ASIA, ASIMAR, ASN, ATP30, AU, AUCTION, AURA, B52, BA, BBIK, BC, BCT, BDMS, BEAUTY, BEM, BGT, BH, BIG, BIOTEC, BIS, BIZ, BJC, BJCHI, BKD, BKGI, BKIH, BLC, BLESS, BLISS, BM, BOL, BPS, BR, BRI, BROCK, BSM, BSRC, BTNC, BTW, BUI, BVG, CCET, CCP, CEYE, CFARM, CGD, CH, CHARAN, CHASE, CHAYO, CHG, CHGO, CI, CITY, CIVIL, CK, CKP, CMAN, CMO, CMR, CNT, COCOCO, COLOR, COMAN, CPANEL, CPH, CPR, CPT, CRANE, CRD, CREDIT, CSP, CSR, CSS, CTW, CWT, D, DCON, DDD, DHOUSE, DITTO, DOD, DPAINT, DTCENT, DTCL, DV8, EASON, ECL, EE, EFORL, EMC, ETL, EURO, EVER, F&D, FANCY, FE, FLOYD, FMT, FN, FORTH, FTI, FVC, GABLE, GENCO, GFC, GIFT, GL, GLAND, GLOCON, GLORY, GRAMMY, GRAND, GSC, GTB, GTV, GYT, HEALTH, HFT, HL, HPT, HTECH, HUMAN, HYDRO, I2, IFEC, IIG, IMH, IND, INGRS, INSET, IP, IRC, IRCP, IT, ITD, ITNS, ITTHI, JAK, JCK, JCKH, JCT, JDF, JPARK, JSP, JUBILE, K, KAMART, KC, KCC, KCG, KCM, KDH, KEX, KIAT, KISS, KJL, KK, KKC, KLINIQ, KOOL, KTIS, KTMS, KUMWEL, KUN, KWC, KWI, KWM, KYE, LALIN, LDC, LEE, LIT, LOXLEY, LPH, LST, LTS, MAGURO, MANRIN, MASTER, MATI, MCA, M-CHAI, MCS, MDX, MEB, MEGA, METCO, MGC, MGI, MGT, MICRO, MIDA, MJD, MK, ML, MORE, MOSHI, MTW, MUD, MVP, NAM, NAT, NC, NCH, NCL, NDR, NEO, NETBAY, NEW, NEWS, NFC, NL, NNCL, NOK, NOVA, NPK, NSL, NTSC, NTV, NUSA, NV, NVD, NYT, OHTL, ONEE, ORN, PACO, PAF, PANEL, PCC, PEACE, PERM, PF, PHG, PICO, PIN, PJW, PLE, PLT, PMTA, POLAR, PORT, POST, PPM, PRAKIT, PRAPAT, PRECHA, PRI, PRIN, PRO, PROUD, PSG, PSP, PTL, QTCG, RAM, RCL, READY, RICHY, RJH, ROCK, ROCTEC, ROH, ROJNA, RP, RPC, RPH, RSP, S, S11, SABUY, SAF, SAFARI, SAFE, SALEE, SAM, SAMART, SAMCO, SAMTEL, SAUCE, SAV, SAWAD, SAWANG, SBNEXT, SCAP, SCGD, SCI, SCL, SCP, SDC, SE, SEAFCO, SECURE, SFT, SGF, SHANG, SHR, SIAM, SICT, SIMAT, SINGER, SINO, SISB, SJWD, SK, SKN, SKY, SLM, SLP, SMART, SMD, SMT, SNNP, SO, SOLAR, SONIC, SPA, SPCG, SPG, SPREME, SPVI, SQ, SR, SRS, SSC, STANLY, STARK, STC, STEC, STECH, STHAI, STI, STP, STPI, STX, SUC, SUN, SUPER, SUTHA, SVR, SVT, SWC, SYNEX, TACC, TAN, TAPAC, TC, TCC, TCJ, TCOAT, TEAM, TEAMG, TEKA, TERA, TFM, TGPRO, TH, THAI, THANA, THE, THG, THMUI, TIGER, TITLE, TK, TKC, TLI, TM, TMC, TMI, TMW, TNDT, TNH, TPCO, TOA, TPBI, TPCH, TPIPL, TPIPP, TPL, TPOLY, TPP, TPS, TQR, TR, TRC, TRITN, TRP, TRUBB, TRV, TSE, TTI, TTT, TTW, TURTLE, TVH, TVT, TWP, TWZ, TYCN, UAC, UBA, UMI, UMS, UNIQ, UP, UPF, UPOIC, UREKA, UTP, UVAN, VARO, VIBHA, VL, VNG, VPO, VRANDA, WARRIX, WAVE, WELL, WFX, WGE, WIN, WINDOW, WINMED, WINNER, WORK, WORLD, WP, YGG, YONG, ZAA

**Explanations**

Companies participating in Thailand's Private Sector Collective Action Coalition Against Corruption programme (Thai CAC) under Thai Institute of Directors (as of November 1, 2023) are categorised into: companies that have declared their intention to join CAC, and companies certified by CAC.